

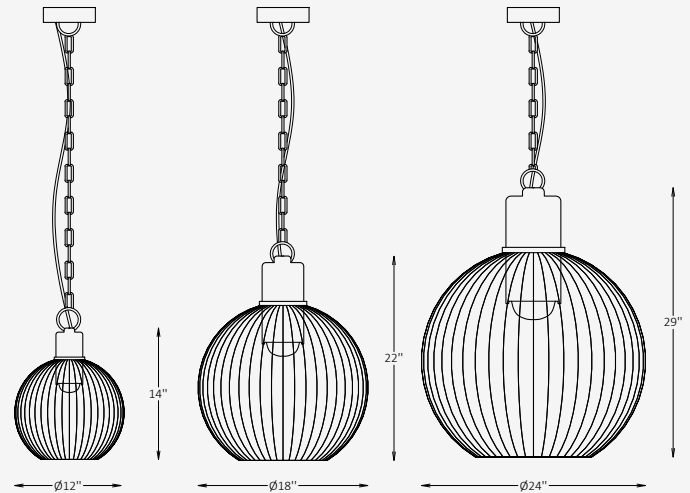


GENERAL INFORMATION

BASTOR is a refined outdoor pendant designed to bring architectural character and ambient warmth to exterior spaces. Its sculptural stainless steel cage surrounds a frosted acrylic diffuser, creating a balanced interplay of light and shadow while protecting the light source from the elements. Engineered for durability and performance with IP65 protection, BASTOR is ideal for covered terraces, patios, hospitality environments, and residential outdoor applications. Available in multiple sizes and a wide selection of finishes, it offers both visual impact and long-lasting reliability in demanding outdoor settings.

SPECIFICATIONS

Material	Stainless steel
Diffuser	Acrylic, Frosted
Diameter	12" / 18" / 24"
Height	14" / 22" / 29"
Light Source Type	LED
Power	12W / 15W / 20W
Input Voltage	110-277V, 50-60 Hz
LED Output	120 lm/W
CCT	2700K / 3000K / 3500K / 4000K / 5000K
CRI	90
Dimming & Driver	Integral, 0-10V
Light Distribution	Direct
IP Rating	IP 65
Warranty	5 years
Finishes	28 standard finishes 12 metallic finishes Custom on request*



OTHER VERSIONS AVAILABLE



CERTIFICATION




Ordering Information

Select one item from each category below. If your desired option is unavailable, please contact our team for support or custom solutions.


Code	Diameter Ø / Height	Material	CCT
<input checked="" type="checkbox"/> BTR Outdoor Pendant	<input type="checkbox"/> 12 12" / 14"	<input type="checkbox"/> SS Stainless Steel	<input type="checkbox"/> 27 2700K
	<input type="checkbox"/> 18 18" / 22"	<input type="checkbox"/> Cus Custom on request	<input type="checkbox"/> 30 3000K
	<input type="checkbox"/> 24 24" / 29"		<input type="checkbox"/> 35 3500K
	<input type="checkbox"/> Cus Custom on request		<input type="checkbox"/> 40 4000K
			<input type="checkbox"/> 50 5000K
Wattage / Lumens	Light Distribution	Dimming	Body Finish Option
<input type="checkbox"/> 14 12 W / 1440 lm	<input checked="" type="checkbox"/> DR Direct	<input type="checkbox"/> NN Non-Dimmable	<input type="checkbox"/> ST Standard
<input type="checkbox"/> 18 15 W / 1800 lm		<input type="checkbox"/> DM 0-10V	<input type="checkbox"/> MC Metallic
<input type="checkbox"/> 24 20 W / 2400 lm			<input type="checkbox"/> Cus Custom on request
<input type="checkbox"/> Cus Custom on request			
Finish Type	Canopy Finish Option	Suspension Option	Stem/Chain Finish Option
<input type="checkbox"/> GL Glossy	<input type="checkbox"/> ST Standard	<input type="checkbox"/> RGS Rigid Stem	<input type="checkbox"/> ST Standard
<input type="checkbox"/> MT Matte	<input type="checkbox"/> MC Metallic	<input type="checkbox"/> MCH Metal Chain	<input type="checkbox"/> MC Metallic
	<input type="checkbox"/> Cus Custom on request		<input type="checkbox"/> Cus Custom on request
Stem/Chain Length			
<input type="checkbox"/> L8 8"			
<input type="checkbox"/> L16 16"			
<input type="checkbox"/> L24 24"			
<input type="checkbox"/> L32 32"			
<input type="checkbox"/> Cus Custom on request			

Finishes

Standard finishes



Metallic finishes



RAL K7 CLASSIC COLORS (80-95% GLOSS): RAL _ _ _ _

All RAL Classic colors are available with no setup fee.

On your specification submittal, choose your RAL color by entering the 4-digit RAL code (e.g., RAL 3003).

