

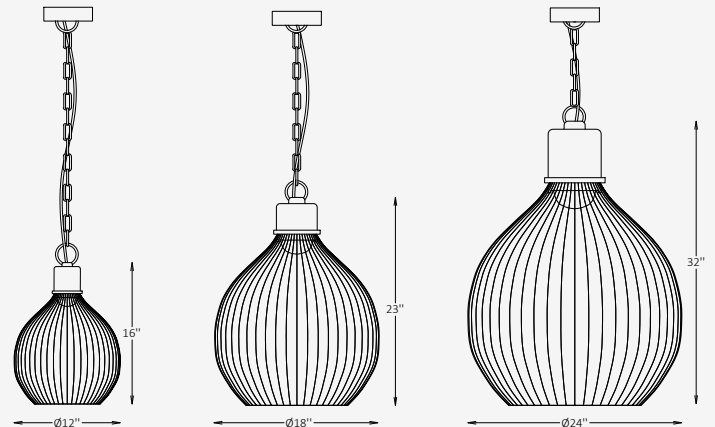


## GENERAL INFORMATION

The VENTO pendant captures the essence of open-air design through its sculptural form and refined functionality. Crafted from durable stainless steel with a frosted acrylic diffuser, it delivers a soft, even beam ideal for outdoor environments. Its open-frame silhouette evokes movement and lightness while ensuring long-lasting performance in all weather conditions. Designed for versatility and elegance, VENTO harmonizes architectural precision with atmospheric illumination, making it a defining element for terraces, courtyards, and contemporary exterior spaces.

## SPECIFICATIONS

Material	Stainless steel
Lens	Frosted, Acrylic
Diameter	12" / 18" / 24"
Height	16" / 23" / 32"
Light Source Type	LED
Power	12W / 15W / 20W
Input Voltage	110-277V, 50-60 Hz
LED Output	120 lm/W
CCT	2700K / 3000K / 3500K / 4000K / 5000K
CRI	90
Dimming & Driver	Integral, 0-10V
Light Distribution	Direct
IP Rating	IP 65
Warranty	5 years
Finishes	28 standard finishes 12 metallic finishes Custom on request*



## OTHER VERSIONS AVAILABLE



## CERTIFICATION



Project

Notes

## Ordering Information

Select one item from each category below. If your desired option is unavailable, please contact our team for support or custom solutions.


Code	Diameter Ø / Height	Material	CCT
<input checked="" type="checkbox"/> <b>VNT</b> Outdoor Pendant	<input type="checkbox"/> <b>12</b> 12" / 16"	<input type="checkbox"/> <b>SS</b> Stainless Steel	<input type="checkbox"/> <b>27</b> 2700K
	<input type="checkbox"/> <b>18</b> 18" / 23"	<input type="checkbox"/> <b>Cus</b> Custom on request	<input type="checkbox"/> <b>30</b> 3000K
	<input type="checkbox"/> <b>24</b> 24" / 32"		<input type="checkbox"/> <b>35</b> 3500K
	<input type="checkbox"/> <b>Cus</b> Custom on request		<input type="checkbox"/> <b>40</b> 4000K
			<input type="checkbox"/> <b>50</b> 5000K
Wattage / Lumens	Light Distribution	Dimming	Body Finish Option
<input type="checkbox"/> <b>14</b> 12 W / 1440 lm	<input checked="" type="checkbox"/> <b>DR</b> Direct	<input type="checkbox"/> <b>NN</b> Non-Dimmable	<input type="checkbox"/> <b>ST</b> Standard
<input type="checkbox"/> <b>18</b> 15 W / 1800 lm		<input type="checkbox"/> <b>DM</b> 0-10V	<input type="checkbox"/> <b>MC</b> Metallic
<input type="checkbox"/> <b>24</b> 20 W / 2400 lm			<input type="checkbox"/> <b>Cus</b> Custom on request
<input type="checkbox"/> <b>Cus</b> Custom on request			
Finish Type	Canopy Finish Option	Suspension Option	Stem/Chain Finish Option
<input type="checkbox"/> <b>GL</b> Glossy	<input type="checkbox"/> <b>ST</b> Standard	<input type="checkbox"/> <b>RGS</b> Rigid Stem	<input type="checkbox"/> <b>ST</b> Standard
<input type="checkbox"/> <b>MT</b> Matte	<input type="checkbox"/> <b>MC</b> Metallic	<input type="checkbox"/> <b>MCH</b> Metal Chain	<input type="checkbox"/> <b>MC</b> Metallic
	<input type="checkbox"/> <b>Cus</b> Custom on request		<input type="checkbox"/> <b>Cus</b> Custom on request
Stem/Chain Length			
<input type="checkbox"/> <b>L8</b> 8"			
<input type="checkbox"/> <b>L16</b> 16"			
<input type="checkbox"/> <b>L24</b> 24"			
<input type="checkbox"/> <b>L32</b> 32"			
<input type="checkbox"/> <b>Cus</b> Custom on request			

Project

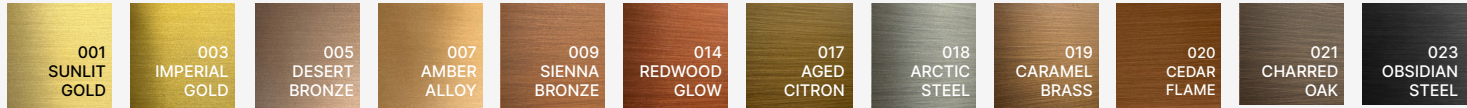
Notes

# Finishes

## Standard finishes



## Metallic finishes



**RAL K7 CLASSIC COLORS (80-95% GLOSS):** RAL \_ \_ \_ \_

All RAL Classic colors are available with no setup fee.

On your specification submittal, choose your RAL color by entering the 4-digit RAL code (e.g., RAL 3003).

