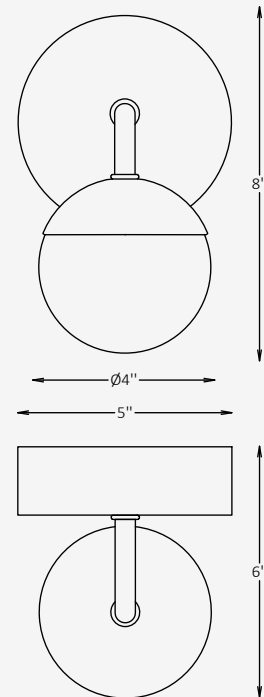




GENERAL INFORMATION

The TOMO is a compact wall-mounted sconce that pairs a soft spherical diffuser with a playful geometric arm, delivering gentle 360° ambient illumination in a clean, contemporary form. Crafted from glass and aluminum with refined color options, it brings a subtle decorative accent to hospitality, residential, and commercial interiors while providing warm, comfortable light and a distinctly modern character.



SPECIFICATIONS

Material	Glass + Aluminum
Sphere Diameter	4"
Height	8"
Depth	6"
Input Voltage	110-277V, 50-60 Hz
Light Source Type	LED
Power	5W
LED Output	120 lm/W
CCT	2700K / 3000K / 4000K
CRI	90
Dimming & Driver	Integral, 0-10V
Light Distribution	360° Diffused Beam
IP Rating	IP 20
Warranty	5 years
Finishes	34 RAL finishes 8 wood-effect finishes 12 metallic finishes Custom on request*

OTHER VERSIONS AVAILABLE



CERTIFICATION



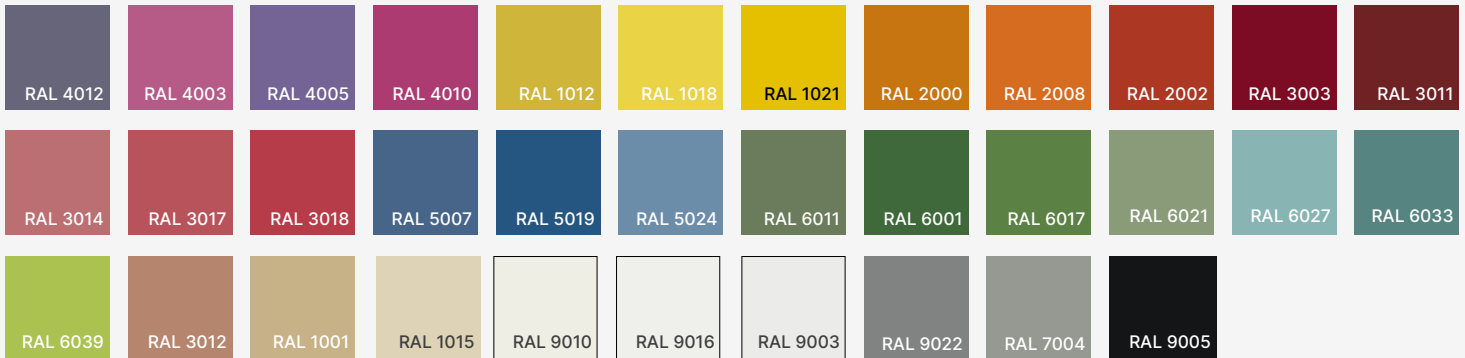
Ordering Information

Select one item from each category below. If your desired option is unavailable, please contact our team for support or custom solutions.

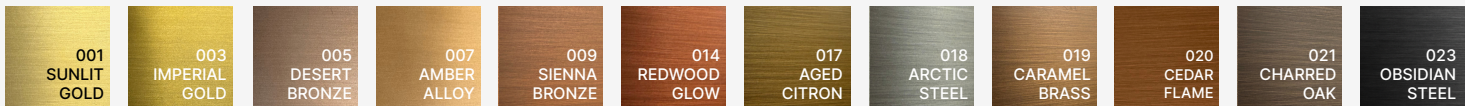
Code	Wattage / Lumens	CCT	Dimming
<input checked="" type="checkbox"/> TMO Wall	<input type="checkbox"/> 6 5 W / 600 lm <input type="checkbox"/> Cus Custom on request	<input type="checkbox"/> 27 2700K <input type="checkbox"/> 30 3000K <input type="checkbox"/> 40 4000K <input type="checkbox"/> Cus Custom on request	<input type="checkbox"/> NN Non-Dimmable <input type="checkbox"/> DM 0-10V
Sphere Metal Cap Finish Option	Metal Connector Finish Option	Canopy Finish Option	<p>Note: The color combination shown in the photo on the first page of this spec sheet is part of the exclusive A We Lighting Design Palette. This custom palette reflects our brand's identity and is available as a special finish option — A We Lighting Palette*.</p>
<input type="checkbox"/> ST Standard	<input type="checkbox"/> ST Standard	<input type="checkbox"/> ST Standard	
<input type="checkbox"/> WE Wood effect	<input type="checkbox"/> WE Wood effect	<input type="checkbox"/> WE Wood effect	
<input type="checkbox"/> MC Metallic	<input type="checkbox"/> MC Metallic	<input type="checkbox"/> MC Metallic	
<input type="checkbox"/> AWE A We Lighting Palette*	<input type="checkbox"/> AWE A We Lighting Palette*	<input type="checkbox"/> AWE A We Lighting Palette*	
<input type="checkbox"/> Cus Custom on request	<input type="checkbox"/> Cus Custom on request	<input type="checkbox"/> Cus Custom on request	

Finishes

Standard finishes



Metallic finishes



Wood-effect finishes



RAL K7 CLASSIC COLORS

(80-95% GLOSS): RAL_ _ _ _

All RAL Classic colors are available with no setup fee.

On your specification submittal, choose your RAL color by entering the 4-digit RAL code (e.g., RAL 3003).

