

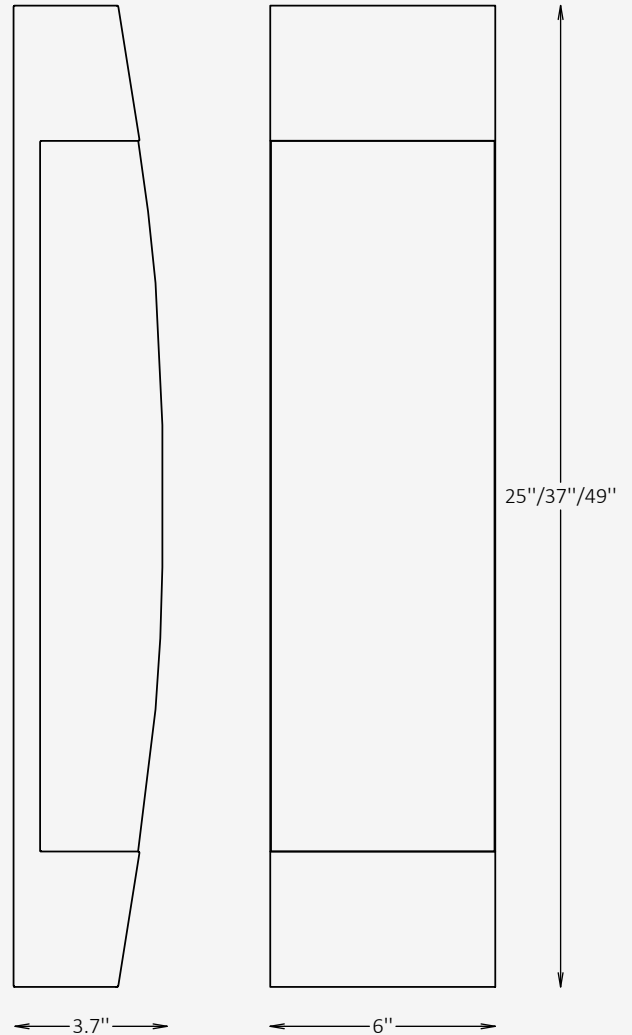


## GENERAL INFORMATION

The SCALE is a sleek architectural wall luminaire that provides soft, evenly diffused illumination through its elongated frosted diffuser, creating a calm and balanced ambient glow. Defined by clean vertical lines and a minimal silhouette, the fixture enhances wall surfaces without glare while serving as a subtle design accent. Available in multiple heights and a wide range of finishes, SCALE integrates seamlessly into residential, hospitality, and commercial interiors, offering a refined lighting solution that balances functional performance with contemporary architectural expression.

## SPECIFICATIONS

Material	Aluminum + Acrylic
Diffuser	Frosted
Height	25" / 37" / 49"
Length	6"
Depth	3.7"
Input Voltage	110-277V, 50-60 Hz
Light Source Type	LED
Power	15W / 22W / 30W
LED Output	120 lm/W
CCT	2700K / 3000K / 3500K / 4000K
CRI	80
Dimming & Driver	Integral, 0-10V
Light Distribution	Omnidirectional Diffused
IP Rating	IP 44
Warranty	5 years
Finishes	34 RAL finishes 8 wood-effect finishes 12 metallic finishes Custom on request*



## CERTIFICATION



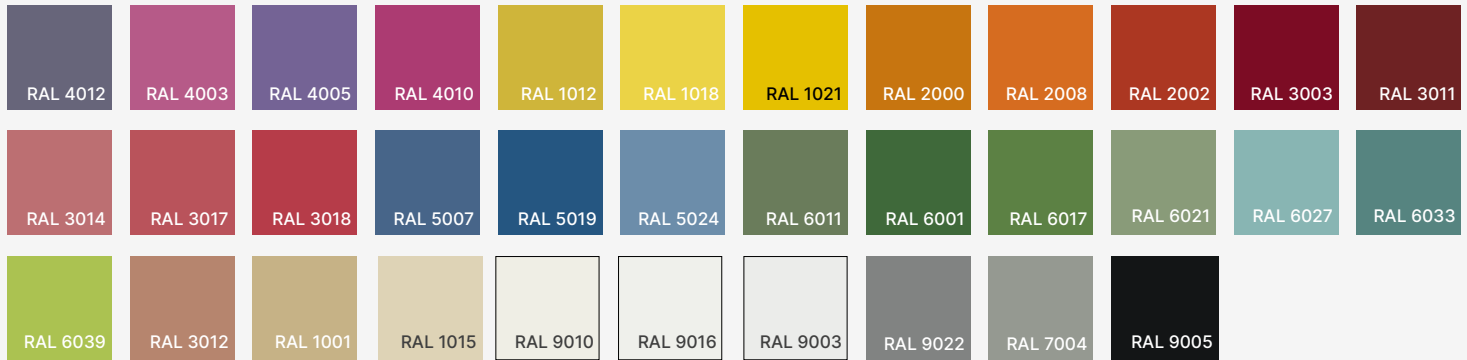
## Ordering Information

Select one item from each category below. If your desired option is unavailable, please contact our team for support or custom solutions.


Code	Height	Wattage / Lumens	CCT
<input checked="" type="checkbox"/> <b>SCL</b> Wall	<input type="checkbox"/> <b>25</b> 25"	<input type="checkbox"/> <b>18</b> 15W / 1800 lm	<input type="checkbox"/> <b>27</b> 2700K
	<input type="checkbox"/> <b>37</b> 37"	<input type="checkbox"/> <b>26</b> 22W / 2640 lm	<input type="checkbox"/> <b>30</b> 3000K
	<input type="checkbox"/> <b>49</b> 49"	<input type="checkbox"/> <b>36</b> 33W / 3600 lm	<input type="checkbox"/> <b>35</b> 3500K
	<input type="checkbox"/> <b>Cus</b> Custom on request	<input type="checkbox"/> <b>Cus</b> Custom on request	<input type="checkbox"/> <b>40</b> 4000K
			<input type="checkbox"/> <b>Cus</b> Custom on request
Dimming	Body Finish Option		
<input type="checkbox"/> <b>NN</b> Non-Dimmable	<input type="checkbox"/> <b>ST</b> Standard		
<input type="checkbox"/> <b>DM</b> 0-10V	<input type="checkbox"/> <b>WE</b> Wood effect		
	<input type="checkbox"/> <b>MC</b> Metallic		
	<input type="checkbox"/> <b>Cus</b> Custom on request		

## Finishes

### Standard finishes



### Metallic finishes



### Wood-effect finishes



#### RAL K7 CLASSIC COLORS

(80-95% GLOSS): RAL \_ \_ \_ \_

All RAL Classic colors are available with no setup fee.

On your specification submittal, choose your RAL color by entering the 4-digit RAL code (e.g., RAL 3003).

