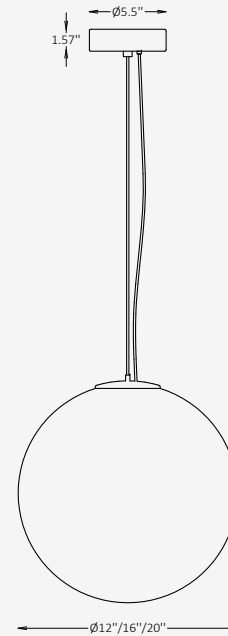




GENERAL INFORMATION

ALUNA MARBIA is a decorative pendant defined by its pure spherical form and marble-inspired finish. The lightweight acrylic material recreates the depth and veining of natural stone while allowing light to pass through, transforming a solid appearance into a soft, luminous presence. Designed to deliver a smooth 360° diffused glow, ALUNA MARBIA creates a calm and ambient atmosphere without glare. Suitable for residential, hospitality, and commercial interiors, the fixture works equally well as a single statement or in clustered compositions, offering a refined balance between material expression and light.




SPECIFICATIONS

Material	Acrylic + Aluminum
Diameter	12" / 16" / 20"
Input Voltage	110-277V, 50-60 Hz
Light Source Type	LED / E26
Power	8W / 12W / 18W / 1 x max. 40W
LED Output	90 lm/W (available only for LED version*)
CCT	2700K / 3000K / 3500K / 4000K (available only for LED version*)
Dimming & Driver	Integral, 0-10V (available only for LED version*)
CRI	90 (available only for LED version*)
Light Distribution	360° Diffused Beam
IP Rating	IP 20
Warranty	5 years
Finishes	White / Black Custom on request*

Note: Due to the nature of the marble-effect finish, veining may vary from fixture to fixture.

OTHER VERSIONS AVAILABLE



CERTIFICATION




Ordering Information

Select one item from each category below. If your desired option is unavailable, please contact our team for support or custom solutions.

Code	Light Source	Diameter Ø / Wattage / Lumens	CCT
<input checked="" type="checkbox"/> ALN-MR Pendant	<input type="checkbox"/> LED LED (8W / 12W / 18W) <input type="checkbox"/> E26 E26 (1 x max. 40W) <input type="checkbox"/> Cus Custom on request	<input type="checkbox"/> 12 12" / 8W / 720 lm <input type="checkbox"/> 16 16" / 12W / 1080 lm <input type="checkbox"/> 20 20" / 18W / 1800 lm <input type="checkbox"/> Cus Custom on request <i>*Wattage and lumen output are based on the integrated LED version only.</i>	<input type="checkbox"/> 27 2700K <input type="checkbox"/> 30 3000K <input type="checkbox"/> 35 3500K <input type="checkbox"/> 40 4000K <input type="checkbox"/> Cus Custom on request <i>*Available only for LED version</i>
Dimming	Metal Cap Finish Option	Canopy Finish Option	Cord Finish Option
<input type="checkbox"/> NN Non-Dimmable <input type="checkbox"/> DM 0-10V <i>*Available only for LED version</i>	<input type="checkbox"/> WH White <input type="checkbox"/> BL Black <input type="checkbox"/> Cus Custom on request	<input type="checkbox"/> WH White <input type="checkbox"/> BL Black <input type="checkbox"/> Cus Custom on request	<input type="checkbox"/> SVW White <input type="checkbox"/> SVB Black <input type="checkbox"/> SVT Transparent
Cord Length			
<input type="checkbox"/> L6 59" <input type="checkbox"/> L12 118" <input type="checkbox"/> Cus Custom on request			

Finishes

Standard finishes



Cord finishes



RAL K7 CLASSIC COLORS (80-95% GLOSS): RAL_ _ _ _

All RAL Classic colors are available with no setup fee.

On your specification submittal, choose your RAL color by entering the 4-digit RAL code (e.g., RAL 3003).

