




GENERAL INFORMATION

BELFORD is an outdoor wall luminaire defined by its strong vertical geometry and balanced diffused illumination. The structured frame surrounds integrated acrylic light elements, creating a refined wall-wash effect that enhances architectural surfaces with soft and even light. Designed for exterior facades, entrances, and hospitality environments, BELFORD combines functional outdoor performance with a clean contemporary aesthetic. Its durable construction and wide range of finishes allow the fixture to integrate seamlessly into both modern and transitional architectural settings.



SPECIFICATIONS

Material	Metal + Acrylic
Height	31.5"
Width	7.1"
Depth	4"
Input Voltage	110-277V, 50-60 Hz
Light Source Type	LED
Power	20W / 30W / 40W
LED Output	90 lm/W
CCT	2700K / 3000K / 3500K / 4000K / 5000K
CRI	90
Dimming & Driver	Integral, 0-10V
Light Distribution	Diffused Wall Wash
IP Rating	IP 65
Warranty	5 years
Finishes	16 standard finishes 12 metallic finishes Custom on request*

OTHER VERSIONS AVAILABLE



CERTIFICATION




Ordering Information

Select one item from each category below. If your desired option is unavailable, please contact our team for support or custom solutions.


Code	Height / Width / Depth	Material	CCT
<input checked="" type="checkbox"/> BLF-W Outdoor Wall	<input type="checkbox"/> 31 31.5" x 7.1" x 4"	<input type="checkbox"/> MA Metal + Acrylic	<input type="checkbox"/> 27 2700K
	<input type="checkbox"/> Cus Custom on request	<input type="checkbox"/> Cus Custom on request	<input type="checkbox"/> 30 3000K
			<input type="checkbox"/> 35 3500
			<input type="checkbox"/> 40 4000K
			<input type="checkbox"/> 50 5000K
			<input type="checkbox"/> Cus Custom on request
Wattage / Lumens	Dimming	Metal Body Finish Option	Finish Type
<input type="checkbox"/> 20 20W / 1800 lm	<input type="checkbox"/> NN Non-Dimmable	<input type="checkbox"/> ST Standard	<input type="checkbox"/> GL Glossy
<input type="checkbox"/> 30 30W / 2700 lm	<input type="checkbox"/> DM 0-10V	<input type="checkbox"/> MC Metallic	<input type="checkbox"/> MT Matte
<input type="checkbox"/> 40 40W / 3600 lm		<input type="checkbox"/> Cus Custom on request	
<input type="checkbox"/> Cus Custom on request			

Finishes

Standard finishes



Metallic finishes



RAL K7 CLASSIC COLORS (80-95% GLOSS): RAL_ _ _ _

All RAL Classic colors are available with no setup fee.

On your specification submittal, choose your RAL color by entering the 4-digit RAL code (e.g., RAL 3003).

