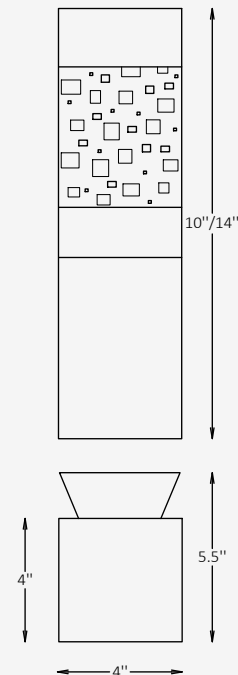




GENERAL INFORMATION


The BRUME LASER W is a contemporary outdoor wall fixture distinguished by its perforated aluminum design, creating decorative light patterns while providing functional 360° Type V symmetrical illumination. Featuring a frosted acrylic diffuser, IP65 protection, multiple finish and CCT options, and integral 0-10V dimming, it combines visual character with dependable performance for modern façades and exterior spaces.



SPECIFICATIONS

Material	Extruded Aluminum
Lens	Frosted, Acrylic
Length / Width	4" x 4" / Custom on request*
Height	10" / 14"
Depth	5.5"
Light Source Type	LED
Power	10W / 18W / 23W
Input Voltage	110-277V, 50-60 Hz
LED Output	48 lm/W
CCT	2200K / 2700K / 3000K / 4000K / 5000K
CRI	90
Dimming & Driver	Integral, 0-10V
Light Distribution	Type V 360° symmetrical light distribution
IP Rating	IP 65
Warranty	5 years
Finishes	16 standard finishes 8 wood-effect finishes 12 metallic finishes Custom on request*

OTHER VERSIONS AVAILABLE



CERTIFICATION




Ordering Information

Select one item from each category below. If your desired option is unavailable, please contact our team for support or custom solutions.

Code	Length / Width Ø	Height	Material
<input checked="" type="checkbox"/> BRML-W Outdoor Wall	<input type="checkbox"/> 4 4" x 4" <input type="checkbox"/> Cus Custom on request	<input type="checkbox"/> 10 10" <input type="checkbox"/> 14 14" <input type="checkbox"/> Cus Custom on request	<input checked="" type="checkbox"/> AL Extruded Aluminum
CCT	Wattage / Lumens	Light Distribution	Dimming
<input type="checkbox"/> 22 2200K <input type="checkbox"/> 30 3000K <input type="checkbox"/> 40 4000K <input type="checkbox"/> 50 5000K	<input type="checkbox"/> 4 10 W / 480 lm <input type="checkbox"/> 8 18 W / 864 lm <input type="checkbox"/> 11 23 W / 1104 lm <input type="checkbox"/> Cus Custom on request	<input checked="" type="checkbox"/> LD5 Type V 360° symmetrical light distribution	<input type="checkbox"/> NN Non-Dimmable <input type="checkbox"/> DM 0-10V
Body Finish Options	Base Finish Options		
<input type="checkbox"/> ST Standard <input type="checkbox"/> WE Wood effect <input type="checkbox"/> MC Metallic <input type="checkbox"/> Cus Custom on request	<input type="checkbox"/> ST Standard <input type="checkbox"/> WE Wood effect <input type="checkbox"/> MC Metallic <input type="checkbox"/> Cus Custom on request		

Finishes

Standard finishes



RAL K7 CLASSIC COLORS

(80-95% GLOSS): RAL_ _ _ _

All RAL Classic colors are available with no setup fee.

On your specification submittal, choose your RAL color by entering the 4-digit RAL code (e.g., RAL 3003).



Wood-effect finishes



Metallic finishes

