

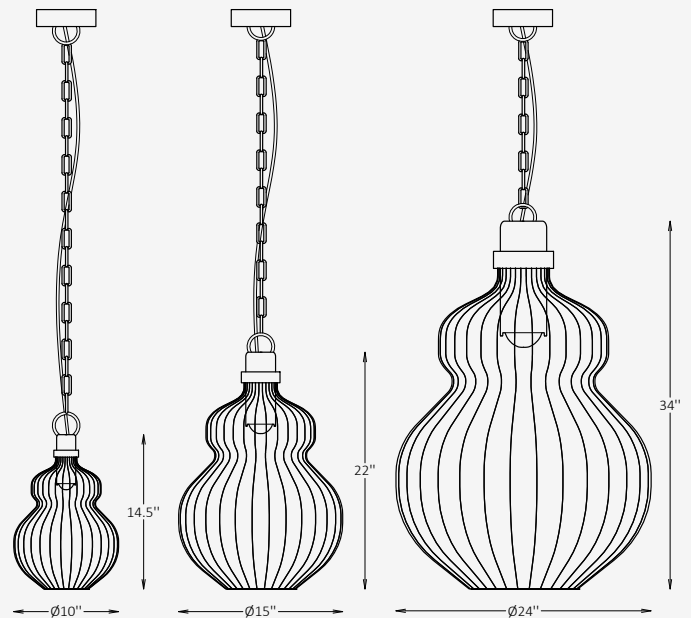


GENERAL INFORMATION

GRAVIS is a sculptural outdoor pendant that combines expressive form with architectural durability. Its flowing stainless steel cage encases a frosted acrylic diffuser, creating a dynamic interplay of structure and illumination while delivering controlled direct light. Designed for exterior environments with IP65 protection, GRAVIS is ideal for covered patios, verandas, hospitality terraces, and residential outdoor settings. Available in multiple sizes and finishes, it offers a bold visual presence while ensuring long-term performance and reliability in outdoor applications.

SPECIFICATIONS

Material	Stainless steel
Diffuser	Acrylic, Frosted
Diameter	10" / 15" / 24"
Height	14.5" / 22" / 34"
Light Source Type	LED
Power	12W / 15W / 20W
Input Voltage	110-277V, 50-60 Hz
LED Output	120 lm/W
CCT	2700K / 3000K / 3500K / 4000K / 5000K
CRI	90
Dimming & Driver	Integral, 0-10V
Light Distribution	Direct
IP Rating	IP 65
Warranty	5 years
Finishes	28 standard finishes 12 metallic finishes Custom on request*



OTHER VERSIONS AVAILABLE



CERTIFICATION



Ordering Information

Select one item from each category below. If your desired option is unavailable, please contact our team for support or custom solutions.


Code	Diameter Ø / Height	Material	CCT
<input checked="" type="checkbox"/> GRV Outdoor Pendant	<input type="checkbox"/> 10 10" / 14.5" <input type="checkbox"/> 15 15" / 22" <input type="checkbox"/> 24 24" / 34" <input type="checkbox"/> Cus Custom on request	<input type="checkbox"/> SS Stainless Steel <input type="checkbox"/> Cus Custom on request	<input type="checkbox"/> 27 2700K <input type="checkbox"/> 30 3000K <input type="checkbox"/> 35 3500K <input type="checkbox"/> 40 4000K <input type="checkbox"/> 50 5000K
Wattage / Lumens	Light Distribution	Dimming	Body Finish Option
<input type="checkbox"/> 14 12 W / 1440 lm <input type="checkbox"/> 18 15 W / 1800 lm <input type="checkbox"/> 24 20 W / 2400 lm <input type="checkbox"/> Cus Custom on request	<input checked="" type="checkbox"/> DR Direct	<input type="checkbox"/> NN Non-Dimmable <input type="checkbox"/> DM 0-10V	<input type="checkbox"/> ST Standard <input type="checkbox"/> MC Metallic <input type="checkbox"/> Cus Custom on request
Finish Type	Canopy Finish Option	Suspension Option	Stem/Chain Finish Option
<input type="checkbox"/> GL Glossy <input type="checkbox"/> MT Matte	<input type="checkbox"/> ST Standard <input type="checkbox"/> MC Metallic <input type="checkbox"/> Cus Custom on request	<input type="checkbox"/> RGS Rigid Stem <input type="checkbox"/> MCH Metal Chain	<input type="checkbox"/> ST Standard <input type="checkbox"/> MC Metallic <input type="checkbox"/> Cus Custom on request
Stem/Chain Length			
<input type="checkbox"/> L8 8" <input type="checkbox"/> L16 16" <input type="checkbox"/> L24 24" <input type="checkbox"/> L32 32" <input type="checkbox"/> Cus Custom on request			

Project

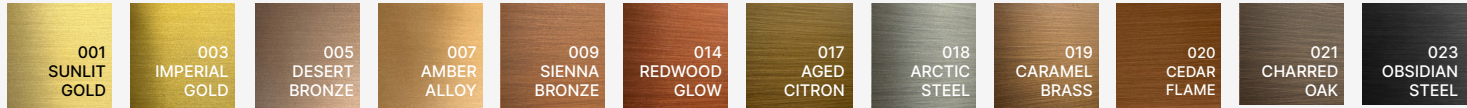
Notes

Finishes

Standard finishes



Metallic finishes



RAL K7 CLASSIC COLORS (80-95% GLOSS): RAL_ _ _ _

All RAL Classic colors are available with no setup fee.

On your specification submittal, choose your RAL color by entering the 4-digit RAL code (e.g., RAL 3003).

