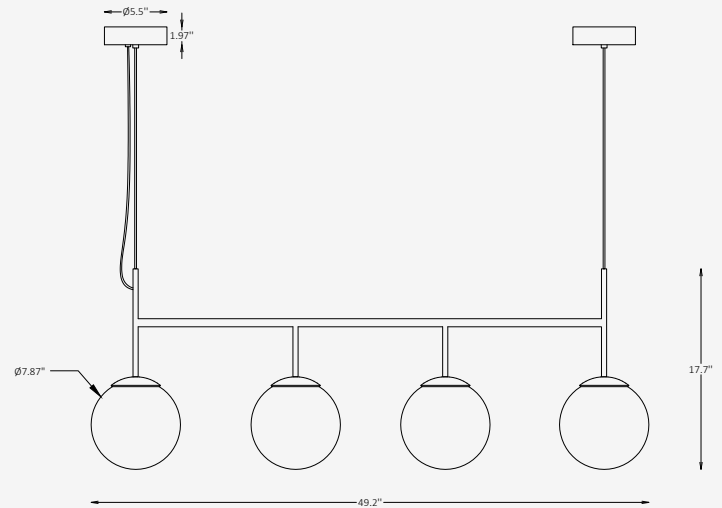




GENERAL INFORMATION

The ALUNA Cluster expands the elegance of the ALUNA collection into a refined linear composition. Featuring multiple illuminated glass spheres suspended from a minimalist horizontal structure, the design delivers balanced illumination while creating a clean architectural statement.

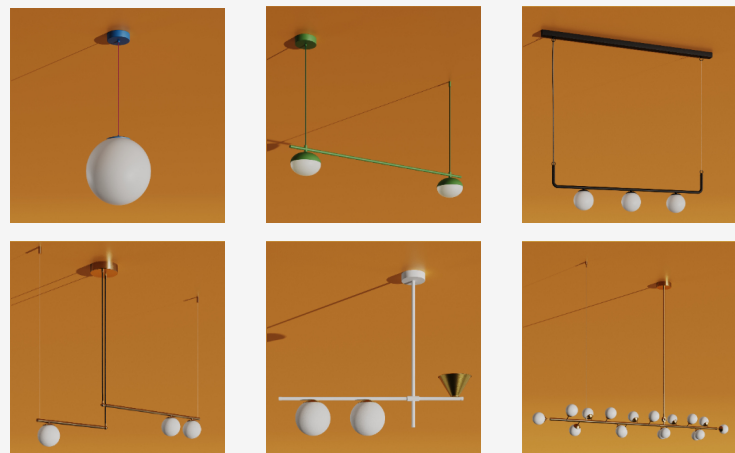
Available with frosted or clear glass diffusers, ALUNA Cluster provides soft, comfortable ambient lighting suitable for dining areas, conference tables, hospitality spaces, and residential interiors. The fixture combines timeless geometry with modern versatility, offering multiple finishes, glass options, and configurable layouts to suit a wide range of design applications.



SPECIFICATIONS

Material	Aluminum and Glass
Diffuser	Glass, Frosted / Clear
Glass Diameter	7.87"
Length	49.2"
Height	17.7"
Input Voltage	110-277V, 50-60 Hz
Light Source Type	LED / E26 (bulbs not included)
Power	24W / 32W / 48W / 4 x max. 40W
LED Output	70 lm/W (available only for LED model)
CCT	2700K / 3000K / 3500K / 4000K (available only for LED model)
CRI	90 (available only for LED model)
Dimming & Driver	Integral, 0-10V (available only for LED model)
Light Distribution	Beam 360°
IP Rating	IP 20
Warranty	5 years
Finishes	34 RAL finishes 12 metallic finishes Custom on request*

OTHER VERSIONS AVAILABLE



CERTIFICATION



Project

Notes

Ordering Information

Select one item from each category below. If your desired option is unavailable, please contact our team for support or custom solutions.

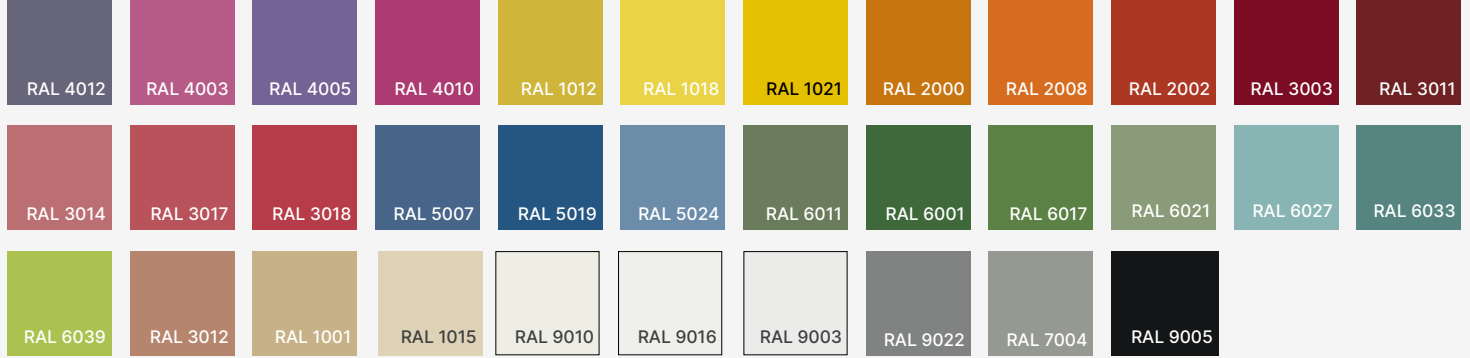
Code	Length / Height	Light Source	CCT
<input checked="" type="checkbox"/> ALN-LS Pendant	<input type="checkbox"/> 49 49.2" / 17.7" <input type="checkbox"/> Cus Custom on request	<input type="checkbox"/> E26 4 x max. 40W (per globe) <input type="checkbox"/> LED-24 4 x 6W / 420 lm (per globe) <input type="checkbox"/> LED-32 4 x 8W / 560 lm (per globe) <input type="checkbox"/> LED-48 4 x 12W / 840 lm (per globe) <input type="checkbox"/> Cus Custom on request	<input type="checkbox"/> 27 2700K <input type="checkbox"/> 30 3000K <input type="checkbox"/> 35 3500K <input type="checkbox"/> 40 4000K <input type="checkbox"/> Cus Custom on request <i>*CCT options apply to LED version only.</i>
Dimming	Glass Type	Metal Cap Finish Option	Body Finish Option
<input type="checkbox"/> NN Non-Dimmable <input type="checkbox"/> DM 0-10V <i>*Dimming options apply to LED version only.</i>	<input type="checkbox"/> CL Clear <input type="checkbox"/> FR Frosted <input type="checkbox"/> Cus Custom on request	<input type="checkbox"/> ST Standard <input type="checkbox"/> MC Metallic <input type="checkbox"/> AWE A We Lighting Palette* <input type="checkbox"/> Cus Custom on request	<input type="checkbox"/> ST Standard <input type="checkbox"/> MC Metallic <input type="checkbox"/> AWE A We Lighting Palette* <input type="checkbox"/> Cus Custom on request
Canopy Finish Option	Cord Length	Cord Finish Option	<p><i>Note: The color combination shown in the photo on the first page of this spec sheet is part of the exclusive A We Lighting Design Palette. This custom palette reflects our brand's identity and is available as a special finish option — A We Lighting Palette*.</i></p>
<input type="checkbox"/> ST Standard <input type="checkbox"/> MC Metallic <input type="checkbox"/> AWE A We Lighting Palette* <input type="checkbox"/> Cus Custom on request	<input type="checkbox"/> L59 59" <input type="checkbox"/> L118 118" <input type="checkbox"/> Cus Custom on request	<input type="checkbox"/> SVC Standard Vinyl <input type="checkbox"/> DB Decorative Braided <input type="checkbox"/> Cus Custom on request	

Project

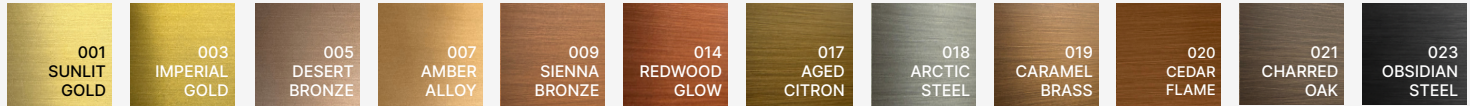
Notes

Finishes

Standard finishes




Metallic finishes



Cord finishes

Standard Vinyl



Decorative Braided



RAL K7 CLASSIC COLORS (80-95% GLOSS): RAL_ _ _ _

All RAL Classic colors are available with no setup fee.

On your specification submittal, choose your RAL color by entering the 4-digit RAL code (e.g., RAL 3003).

