

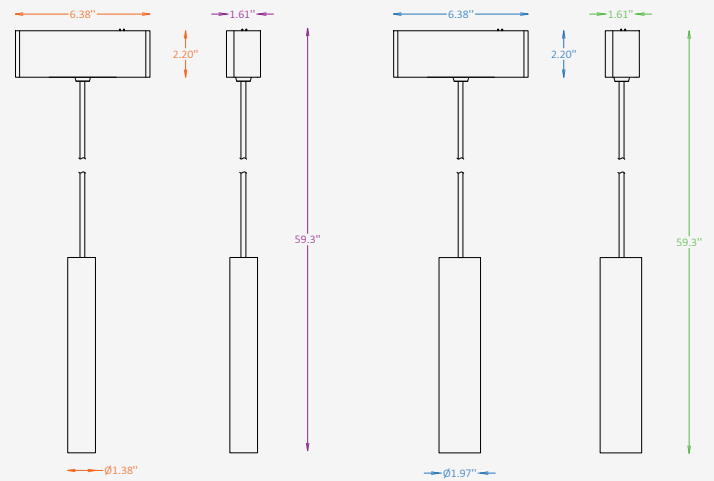


GENERAL INFORMATION


A-DROP SHIFT is a decorative pendant module for the MODARI magnetic track system, featuring a slim cylindrical form and precise accent illumination. Its minimal vertical profile adds rhythm and visual focus while keeping a clean architectural appearance. Designed for residential, hospitality, retail, and commercial interiors, the module can be easily positioned or reconfigured along the magnetic track. Available in multiple beam angles and finishes, A-DROP SHIFT combines focused lighting performance with flexible MODARI system integration.

MODULE SPECIFICATIONS

Material	Aluminum
Diameter	1.38" / 1.97"
Height	9.84"
Input Voltage	DC 24V
Light Source Type	LED
Power	5W / 10W
CCT	2700K / 3000K / 3500K / 4000K
CRI	80 / 90
Beam Angle	18° / 20° / 24° / 30° / 36° / 40°
Dimming	Non-Dim / 0-10V / 1-10V / DALI / TRIAC
IP Rating	IP 20
Warranty	5 years
Finishes	30 RAL finishes 8 wood-effect finishes 2 metallic finishes Custom on request*



OTHER VERSIONS AVAILABLE



CERTIFICATION




A-Drop Shift Module Ordering Information

Select one item from each category below. If your desired option is unavailable, please contact our team for support or custom solutions.

Code	Voltage	Diameter Ø / Height / Wattage / Lumens	CCT
<input checked="" type="checkbox"/> DRP-SF A-Drop Shift Module	<input type="checkbox"/> D24 DC 24V	<input type="checkbox"/> 1 1.38" / 9.84" / 5 W / 526 lm	<input type="checkbox"/> 27 2700K
	<input type="checkbox"/> Cus Custom on request	<input type="checkbox"/> 2 1.97" / 9.84" / 10 W / 682 lm	<input type="checkbox"/> 30 3000K
			<input type="checkbox"/> 35 3500K
			<input type="checkbox"/> 40 4000K
			<input type="checkbox"/> Cus Custom on request
Beam Angle	CRI	Dimming	Finish Option
<input type="checkbox"/> B20 20°	<input type="checkbox"/> CR8 80	<input type="checkbox"/> NN Non-Dimmable	<input type="checkbox"/> ST Standard
<input type="checkbox"/> B30 Available only for module 1 30°	<input type="checkbox"/> CR9 90	<input type="checkbox"/> DM0 0-10V	<input type="checkbox"/> WE Wood effect
<input type="checkbox"/> B40 40°		<input type="checkbox"/> DM1 1-10V	<input type="checkbox"/> MC Metallic
<input type="checkbox"/> B18 18°		<input type="checkbox"/> DL DALI	<input type="checkbox"/> Cus Custom on request
<input type="checkbox"/> B24 Available only for module 2 24°		<input type="checkbox"/> TR TRIAC	
<input type="checkbox"/> B36 36°			

A-Drop Shift Module Finishes


Standard finishes



Wood-effect finishes



Metallic finishes




RAL K7 CLASSIC COLORS

(80-95% GLOSS): RAL_ _ _ _

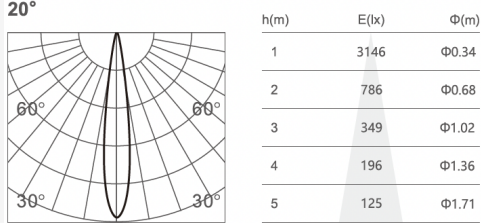
All RAL Classic colors are available with no setup fee.

On your specification submittal, choose your RAL color by entering the 4-digit RAL code (e.g., RAL 3003).

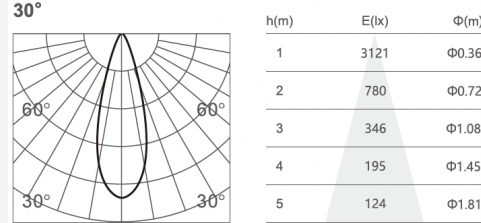


Photometric Data

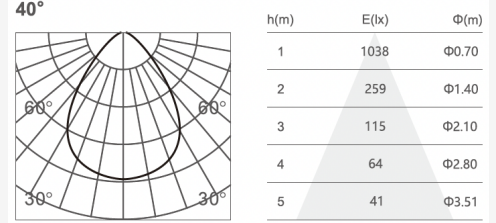
A-Drop Shift 1 / 20°



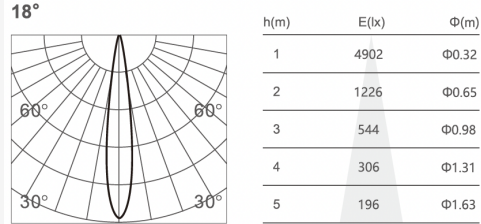
A-Drop Shift 1 / 30°



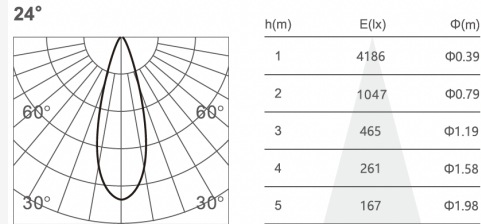
A-Drop Shift 1 / 40°



A-Drop Shift 2 / 18°



A-Drop Shift 2 / 24°



A-Drop Shift 2 / 36°

