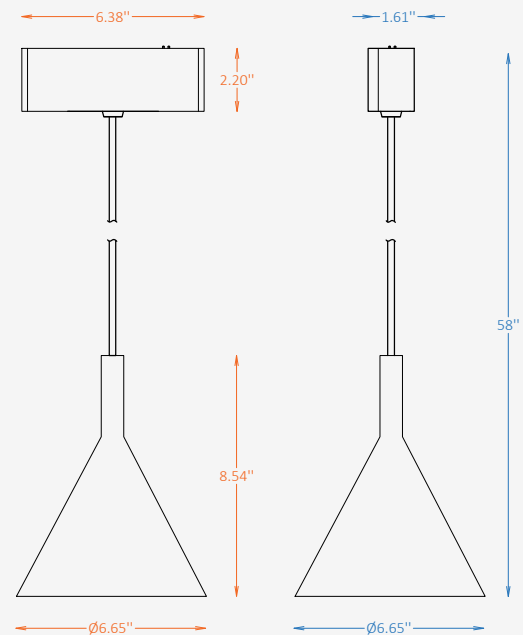




## GENERAL INFORMATION


A-CONE SHIFT is a decorative pendant module for the MODARI magnetic track system, featuring a clean conical form and comfortable diffused illumination. Its simple geometric silhouette adds visual rhythm while maintaining the flexible character of the track platform. Designed for residential, hospitality, retail, and commercial interiors, the module can be easily positioned or reconfigured along the track. Available in a wide range of finishes, A-CONE SHIFT brings decorative character and adaptable lighting performance to MODARI layouts.



## MODULE SPECIFICATIONS

Material	Aluminum
Diameter	6.65"
Height	8.54"
Input Voltage	DC 24V
Light Source Type	LED
Power	10W
CCT	2700K / 3000K / 3500K / 4000K
CRI	80 / 90
Light Distribution	Diffused
Dimming	Non-Dim / 0-10V / 1-10V / DALI / TRIAC
IP Rating	IP 20
Warranty	5 years
Finishes	30 RAL finishes 8 wood-effect finishes 2 metallic finishes Custom on request*

## OTHER VERSIONS AVAILABLE



## CERTIFICATION



Project

Notes


## A-Cone Shift Module Ordering Information

Select one item from each category below. If your desired option is unavailable, please contact our team for support or custom solutions.

Code	Voltage	Diameter Ø / Height / Wattage / Lumens	CCT
<input checked="" type="checkbox"/> <b>CNO-SF</b> A-Cone Shift Module	<input type="checkbox"/> <b>D24</b> DC 24V	<input checked="" type="checkbox"/> <b>6</b> 6.65" / 8.54" / 10 W / 264 lm	<input type="checkbox"/> <b>27</b> 2700K
	<input type="checkbox"/> <b>Cus</b> Custom on request		<input type="checkbox"/> <b>30</b> 3000K
			<input type="checkbox"/> <b>35</b> 3500K
			<input type="checkbox"/> <b>40</b> 4000K
			<input type="checkbox"/> <b>Cus</b> Custom on request
Light Distribution	CRI	Dimming	Finish Option
<input checked="" type="checkbox"/> <b>DF</b> Diffused	<input type="checkbox"/> <b>CR8</b> 80	<input type="checkbox"/> <b>NN</b> Non-Dimmable	<input type="checkbox"/> <b>ST</b> Standard
	<input type="checkbox"/> <b>CR9</b> 90	<input type="checkbox"/> <b>DM0</b> 0-10V	<input type="checkbox"/> <b>WE</b> Wood effect
		<input type="checkbox"/> <b>DM1</b> 1-10V	<input type="checkbox"/> <b>MC</b> Metallic
		<input type="checkbox"/> <b>DL</b> DALI	<input type="checkbox"/> <b>Cus</b> Custom on request
		<input type="checkbox"/> <b>TR</b> TRIAC	

## A-Cone Shift Module Finishes

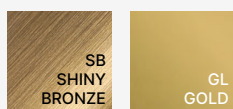
### Standard finishes



### Wood-effect finishes



### Metallic finishes




#### RAL K7 CLASSIC COLORS

(80-95% GLOSS): RAL\_ \_ \_ \_

All RAL Classic colors are available with no setup fee.

On your specification submittal, choose your RAL color by entering the 4-digit RAL code (e.g., RAL 3003).

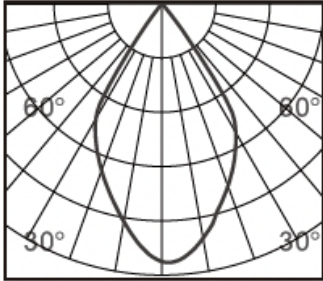


Project

Notes

# Photometric Data

**Diffuse**



h(m)	E(lx)	Φ(m)
1	333	Φ1.24
2	83	Φ2.48
3	37	Φ3.72
4	20	Φ4.96
5	13	Φ6.20