

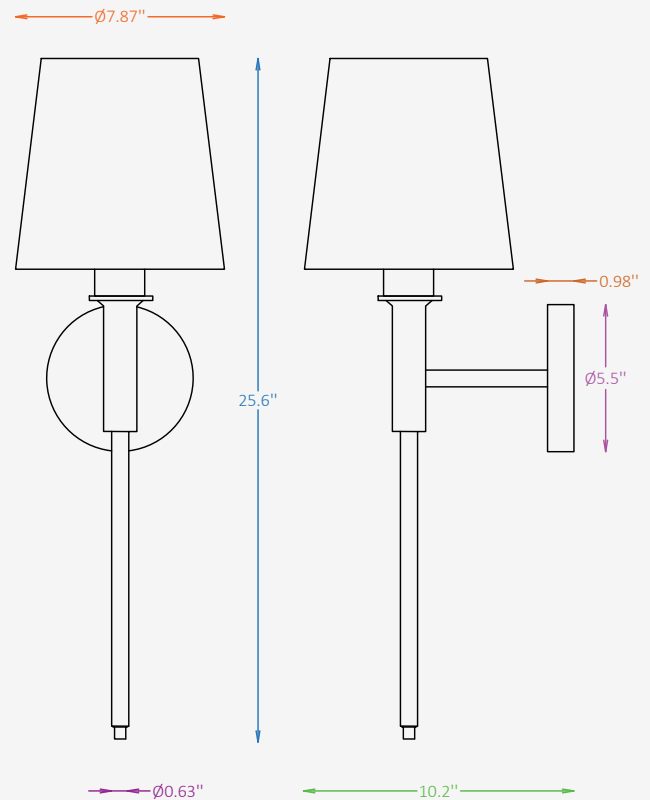


GENERAL INFORMATION

ESTELLE is a refined wall luminaire that blends the warmth of fabric and brass into a timeless decorative composition. Its elegant proportions, tapered shade, and slender metal detailing create a sophisticated visual presence while providing comfortable ambient illumination. Designed for residential interiors, hospitality environments, bedrooms, and lounge spaces, ESTELLE delivers both direct and indirect light to enhance warmth and visual comfort. The combination of premium materials, classic styling, and versatile finish options allows the fixture to complement a wide range of contemporary and traditional interiors.

SPECIFICATIONS

Material	Brass, Metal, Fabric
Diffuser	Fabric
Overall Height	25.6"
Depth	10.2"
Input Voltage	110-277V
Light Source Type	E26 (bulb not included)
Power	1 x max. 60W
Light Distribution	Direct + Indirect
IP Rating	IP 20
Warranty	1 year
Finishes	White / Black / Light Brass + White / Light Brass + Black / Dark Brass + White / Dark Brass + Black



CERTIFICATION



Designed and produced by Pikart Lights

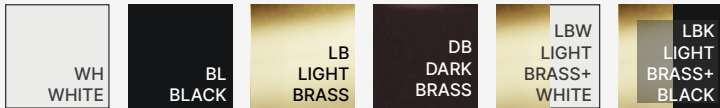
Ordering Information

Select one item from each category below. If your desired option is unavailable, please contact our team for support or custom solutions.

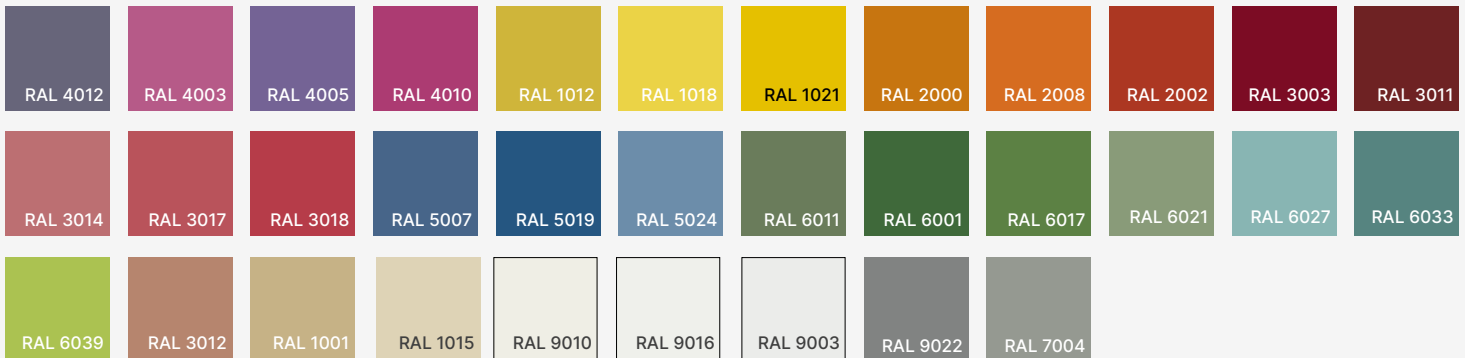
Code	Overall Height / Depth	Material	Light Source
<input checked="" type="checkbox"/> EST Wall	<input type="checkbox"/> 25 25.6" / 10.2" <input type="checkbox"/> CUS Custom on request	<input checked="" type="checkbox"/> BMF Brass, Metal, Fabric	<input type="checkbox"/> E26 E26, 1 x max. 60W <input type="checkbox"/> CUS Custom on request
Light Distribution	Metal Body & Shade Finish Option	Canopy Finish Option	Finish Type*
<input checked="" type="checkbox"/> DI Direct + Indirect	<input type="checkbox"/> WH White (total) <input type="checkbox"/> BL Black (total) <input type="checkbox"/> LBW Light Brass + White (shade) <input type="checkbox"/> LBK Light Brass + Black (shade) <input type="checkbox"/> DBW Dark Brass + White (shade) <input type="checkbox"/> DB Dark Brass + Black (shade) <input type="checkbox"/> RAL RAL Finishes	<input type="checkbox"/> WH White <input type="checkbox"/> BL Black <input type="checkbox"/> LB Light Brass <input type="checkbox"/> DB Dark Brass <input type="checkbox"/> RAL RAL Finishes	<input type="checkbox"/> GL Glossy <input type="checkbox"/> MT Matte <i>*Available only for RAL K7 Classic Colors</i>

Finishes

Standard finishes



RAL finishes



RAL K7 CLASSIC COLORS (80-95% GLOSS): RAL_ _ _ _

All RAL Classic colors are available with no setup fee.

On your specification submittal, choose your RAL color by entering the 4-digit RAL code (e.g., RAL 3003).

