

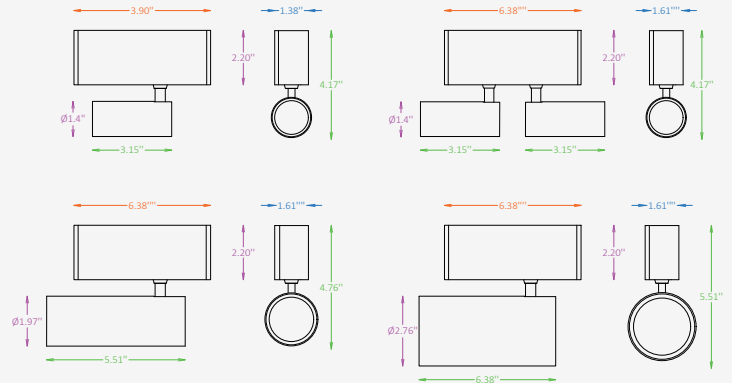


GENERAL INFORMATION


A-FOCUS is a compact spotlight module for the MODARI magnetic track system, designed for precise accent illumination in flexible architectural layouts. Its cylindrical form and beam angle options allow light to be directed toward artwork, displays, architectural details, and focal points. Designed for residential, hospitality, retail, gallery, and commercial interiors, the module can be easily repositioned along the magnetic track. A-FOCUS combines focused lighting performance, compact proportions, and seamless MODARI system integration.

MODULE SPECIFICATIONS

Material	Aluminum
Diameter	1.4" / 1.97" / 2.76"
Height	1.97" / 2.56" / 3.31"
Length	3.15" / 5.51" / 6.38"
Input Voltage	DC 24V
Light Source Type	LED
Power	5W / 10W / 20W
CCT	2700K / 3000K / 3500K / 4000K
CRI	80 / 90
Beam Angle	18° / 20° / 24° / 30° / 36° / 40°
Dimming	Non-Dim / 0-10V / 1-10V / DALI / TRIAC
IP Rating	IP 20
Warranty	5 years
Finishes	30 RAL finishes 8 wood-effect finishes 2 metallic finishes Custom on request*



OTHER VERSIONS AVAILABLE



CERTIFICATION




A-Focus Shift Module Ordering Information

Select one item from each category below. If your desired option is unavailable, please contact our team for support or custom solutions.

Code	Voltage	Diameter / Length / Wattage / Lumens	CCT
<input checked="" type="checkbox"/> FCS-SF A-Focus Shift Module	<input type="checkbox"/> D24 DC 24V	<input type="checkbox"/> 1 1.38" / 3.15" / 5W / 526 lm	<input type="checkbox"/> 27 2700K
	<input type="checkbox"/> Cus Custom on request	<input type="checkbox"/> 1D 2 x 1.4" / 3.15" / 5W / 526 lm	<input type="checkbox"/> 30 3000K
		<input type="checkbox"/> 2 1.97" / 5.51" / 10W / 682 lm	<input type="checkbox"/> 35 3500K
		<input type="checkbox"/> 3 2.76" / 6.38" / 20W / 1343 lm	<input type="checkbox"/> 40 4000K
			<input type="checkbox"/> Cus Custom on request
Beam Angle	CRI	Dimming	Finish Option
<input type="checkbox"/> B20 20°	<input type="checkbox"/> CR8 80	<input type="checkbox"/> NN Non-Dimmable	<input type="checkbox"/> ST Standard
<input type="checkbox"/> B30 Available only for the 1 and 1D modules*	<input type="checkbox"/> CR9 90	<input type="checkbox"/> DM0 0-10V	<input type="checkbox"/> WE Wood effect
<input type="checkbox"/> B40 40°		<input type="checkbox"/> DM1 1-10V	<input type="checkbox"/> MC Metallic
<input type="checkbox"/> B18 18°		<input type="checkbox"/> DL DALI	<input type="checkbox"/> Cus Custom on request
<input type="checkbox"/> B24 Available only for the 2 and 3 modules*		<input type="checkbox"/> TR TRIAC	
<input type="checkbox"/> B36 36°			

A-Focus Shift Module Finishes

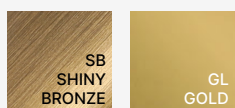
Standard finishes



Wood-effect finishes



Metallic finishes




RAL K7 CLASSIC COLORS

(80-95% GLOSS): RAL_ _ _ _

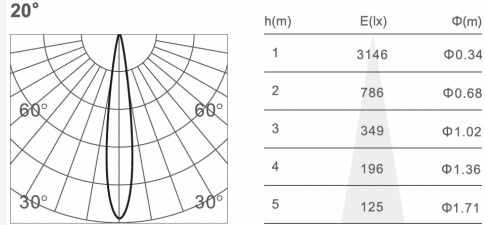
All RAL Classic colors are available with no setup fee.

On your specification submittal, choose your RAL color by entering the 4-digit RAL code (e.g., RAL 3003).

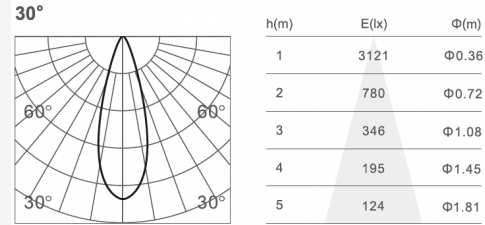


Photometric Data

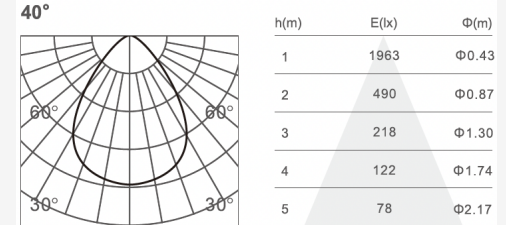
A-Focus Shift 1 / 20°



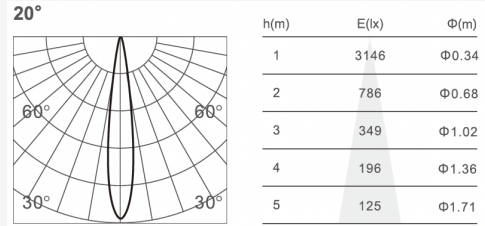
A-Focus Shift 1 / 30°



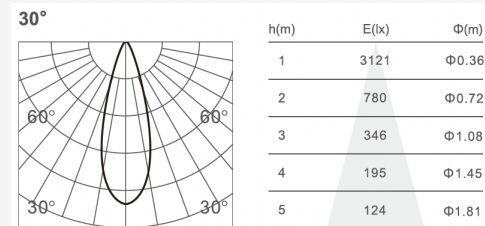
A-Focus Shift 1 / 40°



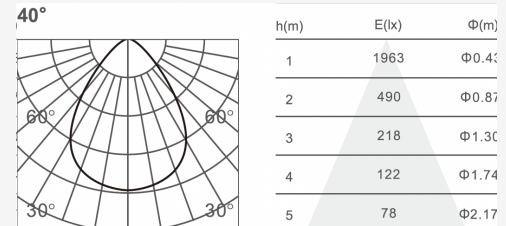
A-Focus Shift 1D / 20°



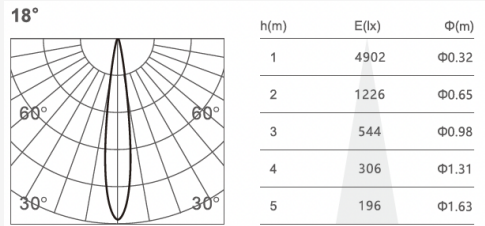
A-Focus Shift 1D / 30°



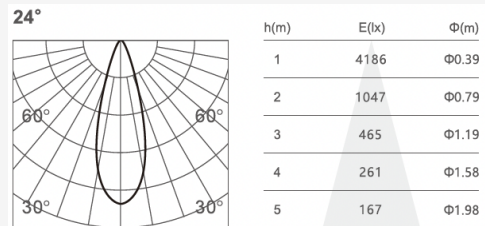
A-Focus Shift 1D / 40°



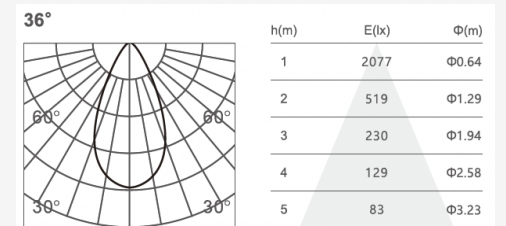
A-Focus Shift 2 / 18°



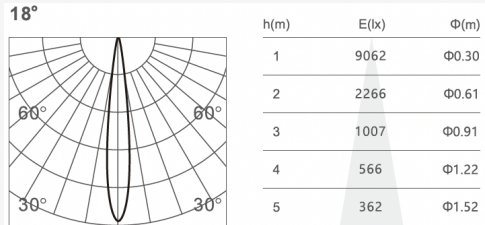
A-Focus Shift 2 / 24°



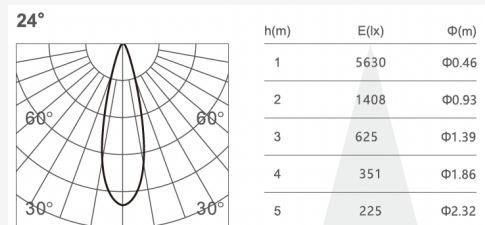
A-Focus Shift 2 / 36°



A-Focus Shift 3 / 18°



A-Focus Shift 3 / 24°



A-Focus Shift 3 / 36°

