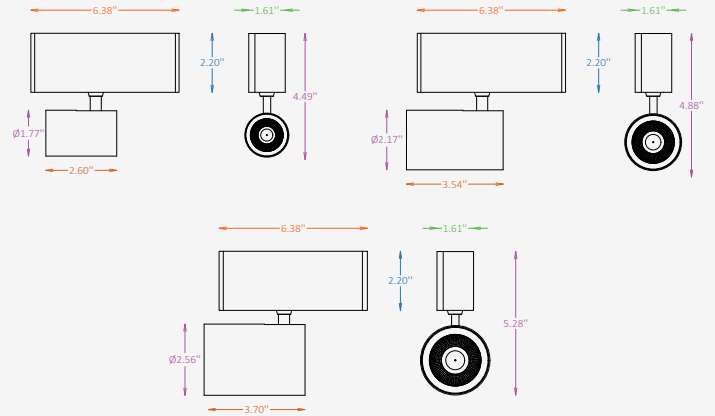




## GENERAL INFORMATION


A-CYL SHIFT is a cylindrical spotlight module for the MODARI magnetic track system, designed to provide focused accent illumination in a clean architectural form. Its compact shape integrates smoothly into both curved and linear track layouts. Designed for residential, hospitality, retail, gallery, and commercial interiors, the module can be easily repositioned along the magnetic track. A-CYL SHIFT combines precise directional lighting, modern styling, and seamless MODARI system integration.



## MODULE SPECIFICATIONS

Material	Aluminum
Diameter	1.77" / 2.17" / 2.56"
Length	2.60" / 3.54" / 3.70"
Height	2.29" / 2.68" / 3.08"
Input Voltage	DC 24V
Light Source Type	LED
Power	8W / 12W / 16W
CCT	2700K / 3000K / 3500K / 4000K
Beam Angle	24°
CRI	80 / 90
Dimming	Non-Dim / 0-10V / 1-10V / DALI / TRIAC
IP Rating	IP 20
Warranty	5 years
Finishes	30 RAL finishes 8 wood-effect finishes 2 metallic finishes Custom on request*

## OTHER VERSIONS AVAILABLE



## CERTIFICATION




# A-Cyl Shift Module Ordering Information

Select one item from each category below. If your desired option is unavailable, please contact our team for support or custom solutions.

Code	Voltage	Diameter / Length / Height / Wattage / Lumens	CCT
<input checked="" type="checkbox"/> <b>CL-SF</b> A-Cyl Shift Module	<input type="checkbox"/> <b>D24</b> DC 24V	<input type="checkbox"/> <b>1</b> 1.77" / 2.6" / 2.29" / 8W / 600 lm	<input type="checkbox"/> <b>27</b> 2700K
	<input type="checkbox"/> <b>Cus</b> Custom on request	<input type="checkbox"/> <b>2</b> 2.17" / 3.54" / 2.68" / 12W / 1005 lm	<input type="checkbox"/> <b>30</b> 3000K
		<input type="checkbox"/> <b>3</b> 2.56" / 3.7" / 3.08" / 16W / 1333 lm	<input type="checkbox"/> <b>35</b> 3500K
			<input type="checkbox"/> <b>40</b> 4000K
			<input type="checkbox"/> <b>Cus</b> Custom on request
Beam Angle	CRI	Dimming	Finish Option
<input checked="" type="checkbox"/> <b>B24</b> 24°	<input type="checkbox"/> <b>CR8</b> 80	<input type="checkbox"/> <b>NN</b> Non-Dimmable	<input type="checkbox"/> <b>ST</b> Standard
	<input type="checkbox"/> <b>CR9</b> 90	<input type="checkbox"/> <b>DM0</b> 0-10V	<input type="checkbox"/> <b>WE</b> Wood effect
		<input type="checkbox"/> <b>DM1</b> 1-10V	<input type="checkbox"/> <b>MC</b> Metallic
		<input type="checkbox"/> <b>DL</b> DALI	<input type="checkbox"/> <b>Cus</b> Custom on request
		<input type="checkbox"/> <b>TR</b> TRIAC	

## A-Cyl Shift Module Finishes


### Standard finishes



### Wood-effect finishes



### Metallic finishes




#### RAL K7 CLASSIC COLORS

(80-95% GLOSS): RAL\_ \_ \_ \_

All RAL Classic colors are available with no setup fee.

On your specification submittal, choose your RAL color by entering the 4-digit RAL code (e.g., RAL 3003).

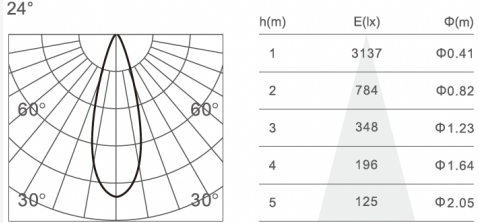


Project

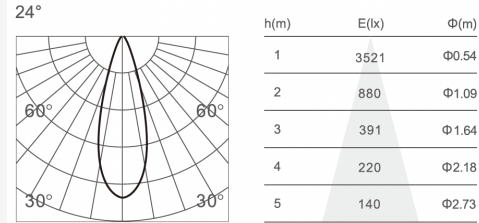
Notes

# Photometric Data

## A-Cyl Shift 1 / 24°



## A-Cyl Shift 2 / 24°



## A-Cyl Shift 3 / 24°

