

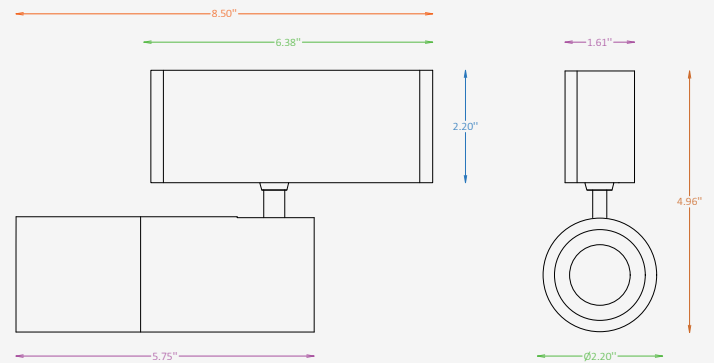


## GENERAL INFORMATION


A-ZOOM SHIFT is a compact spotlight module for the MODARI magnetic track system, engineered for precise accent lighting and flexible integration. Its adjustable beam angle allows light to be directed exactly where needed, making it ideal for highlighting architectural details, artwork, merchandise, and focal points. Designed for residential, hospitality, retail, gallery, and commercial environments, A-ZOOM SHIFT can be easily repositioned within the magnetic track system to adapt to changing lighting requirements. The module combines directional performance, compact proportions, and a clean architectural aesthetic within the MODARI platform.

## MODULE SPECIFICATIONS

Material	Aluminum
Diameter	2.20"
Length	5.75"
Input Voltage	DC 24V
Light Source Type	LED
Power	10W
CCT	2700K / 3000K / 3500K / 4000K
CRI	80 / 90
Beam Angle	20°-60° (adjustable)
Dimming	Non-Dim / 0-10V / 1-10V / DALI / TRIAC
IP Rating	IP 20
Warranty	5 years
Finishes	30 RAL finishes 8 wood-effect finishes 2 metallic finishes Custom on request*



## OTHER VERSIONS AVAILABLE



## CERTIFICATION



Project

Notes


## A-Zoom Shift Module Ordering Information

Select one item from each category below. If your desired option is unavailable, please contact our team for support or custom solutions.

Code	Voltage	Diameter / Length / Wattage / Lumens	CCT
<input checked="" type="checkbox"/> <b>ZMO-SF</b> A-Zoom Shift Module	<input type="checkbox"/> <b>D24</b> DC 24V  <input type="checkbox"/> <b>Cus</b> Custom on request	<input checked="" type="checkbox"/> <b>2</b> 2.2" / 5.75" / 10W / 800 lm	<input type="checkbox"/> <b>27</b> 2700K <input type="checkbox"/> <b>30</b> 3000K <input type="checkbox"/> <b>35</b> 3500K <input type="checkbox"/> <b>40</b> 4000K <input type="checkbox"/> <b>Cus</b> Custom on request
Beam Angle	CRI	Dimming	Finish Option
<input checked="" type="checkbox"/> <b>B26</b> 20°-60° (adjustable)	<input type="checkbox"/> <b>CR8</b> 80 <input type="checkbox"/> <b>CR9</b> 90	<input type="checkbox"/> <b>NN</b> Non-Dimmable <input type="checkbox"/> <b>DM0</b> 0-10V <input type="checkbox"/> <b>DM1</b> 1-10V <input type="checkbox"/> <b>DL</b> DALI <input type="checkbox"/> <b>TR</b> TRIAC	<input type="checkbox"/> <b>ST</b> Standard <input type="checkbox"/> <b>WE</b> Wood effect <input type="checkbox"/> <b>MC</b> Metallic <input type="checkbox"/> <b>Cus</b> Custom on request

## A-Zoom Shift Module Finishes


### Standard finishes



### Wood-effect finishes



### Metallic finishes




#### RAL K7 CLASSIC COLORS

(80-95% GLOSS): RAL\_ \_ \_ \_

All RAL Classic colors are available with no setup fee.

On your specification submittal, choose your RAL color by entering the 4-digit RAL code (e.g., RAL 3003).



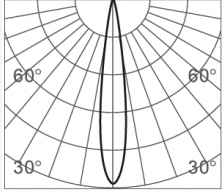
Project

Notes

# Photometric Data

## A-Zoom Shift 20°

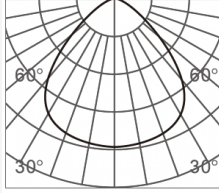
20°



h(m)	E(lx)	Φ(m)
1	4510	Φ0.40
2	1127	Φ0.80
3	501	Φ1.21
4	281	Φ1.61
5	180	Φ2.02

## A-Zoom Shift 60°

60°



h(m)	E(lx)	Φ(m)
1	968	Φ1.09
2	242	Φ2.18
3	107	Φ3.27
4	60	Φ4.36
5	38	Φ5.45