



GENERAL INFORMATION

SLENDER is a minimalist linear pendant that combines natural wood, metal, and frosted acrylic into a refined architectural lighting solution. Its slim profile and clean proportions create a light visual presence while delivering comfortable illumination for contemporary interiors. Designed for residential, hospitality, workplace, and commercial environments, SLENDER is available in multiple lengths to accommodate a wide range of applications. Offering both direct and direct/indirect light distribution, the fixture provides functional illumination while enhancing the architectural character of the space through its warm material palette and understated design.

SPECIFICATIONS

Material	Natural Oak + Metal + Acrylic
Diffuser	Acrylic, Frosted
Diameter	2.36"
Length	36" / 48" / 60" / 72" / 96"
Input Voltage	110-277V, 50-60 Hz
Light Source Type	LED
Power	20W / 27W / 33W / 40W / 53W 30W / 40W / 50W / 60W / 80W
LED Output	90 lm/W
CCT	2700K / 3000K / 3500K / 4000K
Dimming & Driver	Integral, 0-10V
CRI	90
Light Distribution	Direct / Direct + Indirect
IP Rating	IP 20
Warranty	5 years
Finishes	4 wood finishes 34 RAL finishes 12 metallic finishes



OTHER VERSIONS AVAILABLE



CERTIFICATION



Project

Notes

Ordering Information

Select one item from each category below. If your desired option is unavailable, please contact our team for support or custom solutions.

Code	Length / Wattage / Lumens		Profile Diameter Ø
<input checked="" type="checkbox"/> SLD Pendant	<input type="checkbox"/> 36-DR 36" / 20W / ↓1800 lm	<input type="checkbox"/> 36-DI 36" / 30W / ↓1800 lm + ↑900 lm	<input type="checkbox"/> 2 2.36"
	<input type="checkbox"/> 48-DR 48" / 27W / ↓2400 lm	<input type="checkbox"/> 48-DI 48" / 40W / ↓2400 lm + ↑1200 lm	<input type="checkbox"/> Cus Custom on request
	<input type="checkbox"/> 60-DR 60" / 33W / ↓3000 lm	<input type="checkbox"/> 60-DI 60" / 50W / ↓3000 lm + ↑1500 lm	
	<input type="checkbox"/> 72-DR 72" / 40W / ↓3600 lm	<input type="checkbox"/> 72-DI 72" / 60W / ↓3600 lm + ↑1800 lm	
	<input type="checkbox"/> 96-DR 96" / 53W / ↓4800 lm	<input type="checkbox"/> 96-DI 96" / 80W / ↓4800 lm + ↑2400 lm	
	<input type="checkbox"/> CUS Custom on request	<input type="checkbox"/> CUS Custom on request	
CCT	Light Distribution	Dimming	Body Finish Option
<input type="checkbox"/> 27 2700K	<input type="checkbox"/> DR Direct	<input type="checkbox"/> NN Non-Dimmable	<input type="checkbox"/> WD Wood
<input type="checkbox"/> 30 3000K	<input type="checkbox"/> DI Direct + Indirect	<input type="checkbox"/> DM 0-10V	<input type="checkbox"/> CUS Custom on request
<input type="checkbox"/> 35 3500K	<input type="checkbox"/> CUS Custom on request		
<input type="checkbox"/> 40 4000K			
<input type="checkbox"/> CUS Custom on request			
End Caps Finish Option	Canopy Finish Option	Cord Finish Option	Cord Length
<input type="checkbox"/> ST Standard	<input type="checkbox"/> ST Standard	<input type="checkbox"/> SV Standard Vinyl	<input type="checkbox"/> L59 59" (adjustable)
<input type="checkbox"/> MC Metallic	<input type="checkbox"/> MC Metallic	<input type="checkbox"/> DB Decorative Braided	<input type="checkbox"/> L118 118" (adjustable)
<input type="checkbox"/> Cus Custom on request	<input type="checkbox"/> Cus Custom on request	<input type="checkbox"/> Cus Custom on request	<input type="checkbox"/> Cus Custom on request

Project


Notes

Finishes


Wood finishes



Standard finishes




Metallic finishes



Cord finishes

Standard Vinyl



Decorative Braided



RAL K7 CLASSIC COLORS (80-95% GLOSS): RAL_ _ _ _

All RAL Classic colors are available with no setup fee.

On your specification submittal, choose your RAL color by entering the 4-digit RAL code (e.g., RAL 3003).

