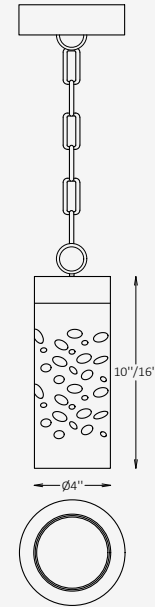




GENERAL INFORMATION

THORNE LASER P is an outdoor pendant defined by its cylindrical aluminum body and decorative laser-cut detailing. The perforated surface creates a dynamic interplay of light and shadow, producing a warm ambient glow with a refined architectural presence. Designed for covered exterior spaces, hospitality environments, and decorative outdoor applications, THORNE LASER P combines durable construction with atmospheric illumination. Its clean vertical geometry and textured light effect allow the fixture to function as both a functional light source and a sculptural design element within the space.



SPECIFICATIONS

Material	Extruded Aluminum
Lens	N/A
Diameter	4"
Height	10" / 16"
Light Source Type	LED
Power	8W / 15W / 20W
Input Voltage	110-277V, 50-60 Hz
LED Output	60 lm/W
CCT	2200K / 3000K / 3500K / 4000K / 5000K
CRI	90
Dimming & Driver	Integral, 0-10V
Light Distribution	Soft Diffused Ambient
IP Rating	IP 65
Warranty	5 years
Finishes	28 standard finishes 8 wood-effect finishes 12 metallic finishes Custom on request*
Operating Temp.	-25°C to +45°C (-13°F to +113°F)

OTHER VERSIONS AVAILABLE



CERTIFICATION



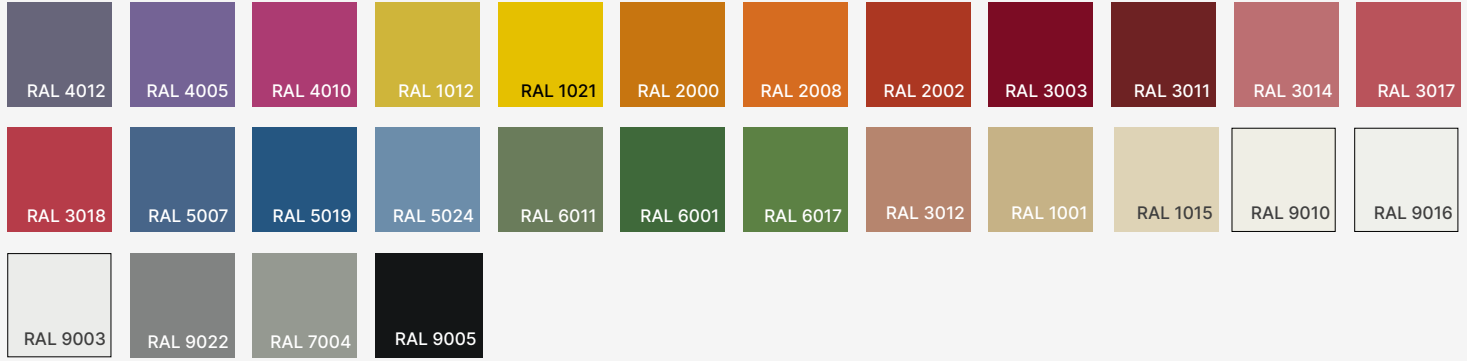
Ordering Information

Select one item from each category below. If your desired option is unavailable, please contact our team for support or custom solutions.

Code	Diameter Ø	Height	Material
<input checked="" type="checkbox"/> THRL-P Outdoor Pendant	<input type="checkbox"/> 4 4" <input type="checkbox"/> Cus Custom on request	<input type="checkbox"/> 10 10" <input type="checkbox"/> 16 16" <input type="checkbox"/> Cus Custom on request	<input type="checkbox"/> AL Extruded Aluminum <input type="checkbox"/> Cus Custom on request
CCT	Wattage / Lumens	Light Distribution	Dimming
<input type="checkbox"/> 22 2200K <input type="checkbox"/> 30 3000K <input type="checkbox"/> 35 3500K <input type="checkbox"/> 40 4000K <input type="checkbox"/> 50 5000K <input type="checkbox"/> Cus Custom on request	<input type="checkbox"/> 8 8W / 480 lm <input type="checkbox"/> 15 15W / 900 lm <input type="checkbox"/> 20 20W / 1200 lm <input type="checkbox"/> Cus Custom on request	<input checked="" type="checkbox"/> SDA Soft Diffused Ambient	<input type="checkbox"/> NN Non-Dimmable <input type="checkbox"/> DM 0-10V
Top Housing Finish Option	Main Body Finish Option	Canopy Finish Option	Suspension Option
<input type="checkbox"/> ST Standard <input type="checkbox"/> WE Wood effect <input type="checkbox"/> MC Metallic <input type="checkbox"/> Cus Custom on request	<input type="checkbox"/> ST Standard <input type="checkbox"/> WE Wood effect <input type="checkbox"/> MC Metallic <input type="checkbox"/> Cus Custom on request	<input type="checkbox"/> ST Standard <input type="checkbox"/> WE Wood effect <input type="checkbox"/> MC Metallic <input type="checkbox"/> Cus Custom on request	<input type="checkbox"/> RGS Rigid Stem <input type="checkbox"/> MCH Metal Chain
Stem/Chain Finish Option	Stem/Chain Length		
<input type="checkbox"/> ST Standard <input type="checkbox"/> MC Metallic <input type="checkbox"/> Cus Custom on request	<input type="checkbox"/> L8 8" <input type="checkbox"/> L16 16" <input type="checkbox"/> L24 24" <input type="checkbox"/> L32 32" <input type="checkbox"/> Cus Custom on request		

Finishes

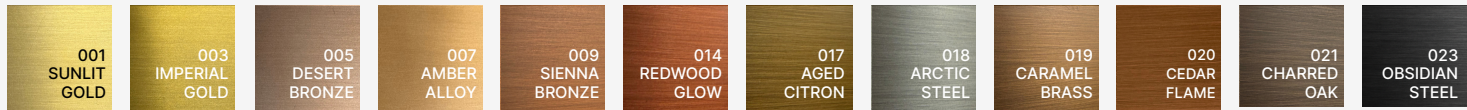
Standard finishes



Wood-effect finishes



Metallic finishes



RAL K7 CLASSIC COLORS (80-95% GLOSS): RAL_ _ _ _

All RAL Classic colors are available with no setup fee.

On your specification submittal, choose your RAL color by entering the 4-digit RAL code (e.g., RAL 3003).

