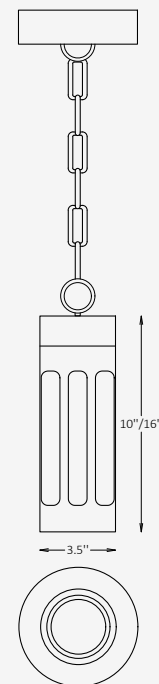




## GENERAL INFORMATION

The Arboris P is an outdoor pendant luminaire designed to bring refined architectural illumination to exterior environments. Crafted from extruded aluminum with precision detailing, it delivers efficient, symmetrical 360° light distribution ideal for terraces, patios, and covered walkways. The fixture's modular design allows for various height configurations and power options, while its IP65 protection ensures durability in demanding outdoor conditions.



## SPECIFICATIONS

Material	Extruded Aluminum
Lens	N/A
Diameter	3.5"
Height	10" / 16"
Light Source Type	LED
Power	8W / 15W / 20W
Input Voltage	110-277V, 50-60 Hz
LED Output	60 lm/W
CCT	2200K / 3000K / 3500K / 4000K / 5000K
CRI	90
Dimming & Driver	Integral, 0-10V
Light Distribution	Soft Diffused 360°
IP Rating	IP 65
Warranty	5 years
Finishes	28 standard finishes 8 wood-effect finishes 12 metallic finishes Custom on request*
Operating Temp.	-25°C to +45°C (-13°F to +113°F)

## OTHER VERSIONS AVAILABLE



## CERTIFICATION



Project

Notes


## Ordering Information

Select one item from each category below. If your desired option is unavailable, please contact our team for support or custom solutions.

Code	Diameter Ø	Height	Material
<input checked="" type="checkbox"/> <b>ARB-P</b> Outdoor Pendant	<input type="checkbox"/> <b>3</b> 3.5" <input type="checkbox"/> <b>Cus</b> Custom on request	<input type="checkbox"/> <b>10</b> 10" <input type="checkbox"/> <b>16</b> 16" <input type="checkbox"/> <b>Cus</b> Custom on request	<input type="checkbox"/> <b>AL</b> Extruded Aluminum <input type="checkbox"/> <b>Cus</b> Custom on request
CCT	Wattage / Lumens	Light Distribution	Dimming
<input type="checkbox"/> <b>22</b> 2200K <input type="checkbox"/> <b>30</b> 3000K <input type="checkbox"/> <b>35</b> 3500K <input type="checkbox"/> <b>40</b> 4000K <input type="checkbox"/> <b>50</b> 5000K <input type="checkbox"/> <b>Cus</b> Custom on request	<input type="checkbox"/> <b>8</b> 8W / 480 lm <input type="checkbox"/> <b>15</b> 15W / 900 lm <input type="checkbox"/> <b>20</b> 20W / 1200 lm <input type="checkbox"/> <b>Cus</b> Custom on request	<input checked="" type="checkbox"/> <b>SD36</b> Soft Diffused 360°	<input type="checkbox"/> <b>NN</b> Non-Dimmable <input type="checkbox"/> <b>DM</b> 0-10V
Top Housing Finish Option	Main Body Finish Option	Canopy Finish Option	Suspension Option
<input type="checkbox"/> <b>ST</b> Standard <input type="checkbox"/> <b>WE</b> Wood effect <input type="checkbox"/> <b>MC</b> Metallic <input type="checkbox"/> <b>Cus</b> Custom on request	<input type="checkbox"/> <b>ST</b> Standard <input type="checkbox"/> <b>WE</b> Wood effect <input type="checkbox"/> <b>MC</b> Metallic <input type="checkbox"/> <b>Cus</b> Custom on request	<input type="checkbox"/> <b>ST</b> Standard <input type="checkbox"/> <b>WE</b> Wood effect <input type="checkbox"/> <b>MC</b> Metallic <input type="checkbox"/> <b>Cus</b> Custom on request	<input type="checkbox"/> <b>RGS</b> Rigid Stem <input type="checkbox"/> <b>MCH</b> Metal Chain
Stem/Chain Finish Option	Stem/Chain Length		
<input type="checkbox"/> <b>ST</b> Standard <input type="checkbox"/> <b>MC</b> Metallic <input type="checkbox"/> <b>Cus</b> Custom on request	<input type="checkbox"/> <b>L8</b> 8" <input type="checkbox"/> <b>L16</b> 16" <input type="checkbox"/> <b>L24</b> 24" <input type="checkbox"/> <b>L32</b> 32" <input type="checkbox"/> <b>Cus</b> Custom on request		

# Finishes

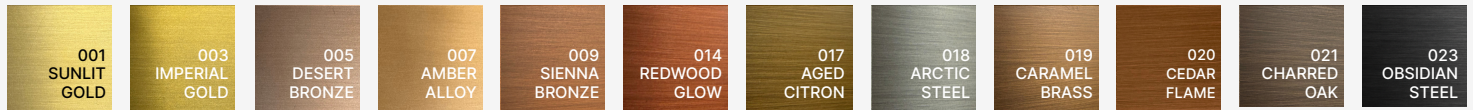
## Standard finishes



## Wood-effect finishes



## Metallic finishes



**RAL K7 CLASSIC COLORS (80-95% GLOSS): RAL\_ \_ \_ \_**

All RAL Classic colors are available with no setup fee.

On your specification submittal, choose your RAL color by entering the 4-digit RAL code (e.g., RAL 3003).

