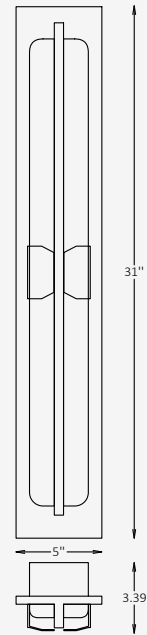




## GENERAL INFORMATION

The HELION is a refined outdoor wall sconce designed to bring architectural elegance and soft vertical illumination to exterior spaces. Its dual-column acrylic diffusers and sculpted stainless-steel frame create a balanced, modern silhouette that delivers gentle, ambient glow along the wall surface. Engineered for durability and visual comfort, HELION offers multiple outputs, color temperatures, and finish options—making it a versatile choice for pathways, entries, terraces, and façades seeking a sophisticated lighting accent.



## SPECIFICATIONS

<b>Material</b>	Stainless steel + Acrylic
<b>Height</b>	31"
<b>Length</b>	5"
<b>Depth</b>	3.39"
<b>Input Voltage</b>	110-277V, 50-60 Hz
<b>Light Source Type</b>	LED
<b>Power</b>	18W / 26W / 33W
<b>LED Output</b>	120 lm/W
<b>CCT</b>	2700K / 3000K / 4000K / 5000K
<b>CRI</b>	90
<b>Dimming &amp; Driver</b>	Integral, 0-10V
<b>Light Distribution</b>	Vertical Diffused Beam
<b>IP Rating</b>	IP 65
<b>Warranty</b>	5 years
<b>Finishes</b>	16 standard finishes 8 wood-effect finishes 12 metallic finishes Custom on request*
<b>Operating Temp.</b>	-25°C to +45°C (-13°F to +113°F)

## OTHER VERSIONS AVAILABLE



## CERTIFICATION




## Ordering Information

Select one item from each category below. If your desired option is unavailable, please contact our team for support or custom solutions.

Code	Height / Length / Depth	Material	CCT
<input checked="" type="checkbox"/> <b>HLN-W</b> Outdoor Wall	<input type="checkbox"/> <b>31</b> 31" x 5" x 3.39"	<input type="checkbox"/> <b>SS</b> Stainless Steel	<input type="checkbox"/> <b>27</b> 2700K
	<input type="checkbox"/> <b>Cus</b> Custom on request	<input type="checkbox"/> <b>Cus</b> Custom on request	<input type="checkbox"/> <b>30</b> 3000K
			<input type="checkbox"/> <b>40</b> 4000K
			<input type="checkbox"/> <b>50</b> 5000K
Wattage / Lumens	Dimming	Metal Body Finish Option	
<input type="checkbox"/> <b>21</b> 18 W / 2160 lm	<input type="checkbox"/> <b>NN</b> Non-Dimmable	<input type="checkbox"/> <b>ST</b> Standard	
<input type="checkbox"/> <b>31</b> 26 W / 3120 lm	<input type="checkbox"/> <b>DM</b> 0-10V	<input type="checkbox"/> <b>WE</b> Wood effect	
<input type="checkbox"/> <b>39</b> 33 W / 3960 lm		<input type="checkbox"/> <b>MC</b> Metallic	
<input type="checkbox"/> <b>Cus</b> Custom on request		<input type="checkbox"/> <b>Cus</b> Custom on request	

## Finishes


### Standard finishes



### Wood-effect finishes



### Metallic finishes



**RAL K7 CLASSIC COLORS (80-95% GLOSS): RAL\_ \_ \_ \_**

All RAL Classic colors are available with no setup fee.

On your specification submittal, choose your RAL color by entering the 4-digit RAL code (e.g., RAL 3003).

