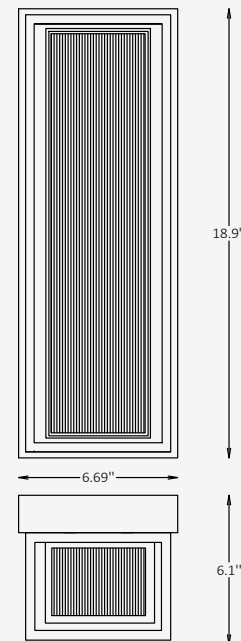




## GENERAL INFORMATION


BELLUNO is an outdoor wall luminaire defined by its refined brass frame and vertically ribbed glass diffuser. The structured composition creates a soft ambient glow while adding depth and texture through the interaction of light and glass. Designed for exterior walls, entrances, and hospitality environments, BELLUNO delivers comfortable diffused illumination with a timeless architectural presence. Its durable construction and range of finishes allow the fixture to integrate seamlessly into both contemporary and classic outdoor settings.



## SPECIFICATIONS

<b>Material</b>	Aluminum / Brass + Ribbed Glass
<b>Height</b>	18.9"
<b>Width</b>	6.69"
<b>Depth</b>	6.1"
<b>Input Voltage</b>	110-277V, 50-60 Hz
<b>Light Source Type</b>	LED
<b>Power</b>	8W / 10W / 12W / 16W
<b>LED Output</b>	80 lm/W
<b>CCT</b>	2700K / 3000K / 3500K / 4000K / 5000K
<b>CRI</b>	90
<b>Dimming &amp; Driver</b>	Integral, 0-10V
<b>Light Distribution</b>	Diffused Ambient
<b>IP Rating</b>	IP 65
<b>Warranty</b>	5 years
<b>Finishes</b>	16 standard finishes 12 metallic finishes
<b>Operating Temp.</b>	-25°C to +45°C (-13°F to +113°F)

## OTHER VERSIONS AVAILABLE



## CERTIFICATION




## Ordering Information

Select one item from each category below. If your desired option is unavailable, please contact our team for support or custom solutions.


Code	Height / Width / Depth	Material	CCT
<input checked="" type="checkbox"/> <b>BLU-W</b> Outdoor Wall	<input type="checkbox"/> <b>19</b> 18.9" / 6.69" / 6.1"  <input type="checkbox"/> <b>Cus</b> Custom on request	<input type="checkbox"/> <b>BG</b> Brass + Glass  <input type="checkbox"/> <b>AG</b> Aluminum + Glass  <input type="checkbox"/> <b>Cus</b> Custom on request  <p><b>Note:</b> «Brass + Glass» option features natural brass metal finish; painted finishes are not applied to brass components</p>	<input type="checkbox"/> <b>27</b> 2700K  <input type="checkbox"/> <b>30</b> 3000K  <input type="checkbox"/> <b>35</b> 3500K  <input type="checkbox"/> <b>40</b> 4000K  <input type="checkbox"/> <b>50</b> 5000K  <input type="checkbox"/> <b>Cus</b> Custom on request
Wattage / Lumens	Dimming	Body Finish Option	
<input type="checkbox"/> <b>8</b> 8W / 640 lm  <input type="checkbox"/> <b>10</b> 10W / 800 lm  <input type="checkbox"/> <b>12</b> 12W / 960 lm  <input type="checkbox"/> <b>16</b> 16W / 1280 lm  <input type="checkbox"/> <b>Cus</b> Custom on request	<input type="checkbox"/> <b>NN</b> Non-Dimmable  <input type="checkbox"/> <b>DM</b> 0-10V	<input type="checkbox"/> <b>ST</b> Standard  <input type="checkbox"/> <b>MC</b> Metallic  <input type="checkbox"/> <b>Cus</b> Custom on request	

## Finishes

### Standard finishes



### Metallic finishes



**RAL K7 CLASSIC COLORS (80-95% GLOSS): RAL\_ \_ \_ \_**

All RAL Classic colors are available with no setup fee.

On your specification submittal, choose your RAL color by entering the 4-digit RAL code (e.g., RAL 3003).

