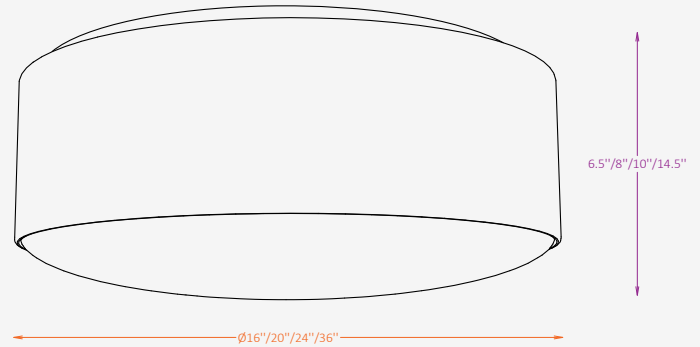




## GENERAL INFORMATION

RIVELUNE is a contemporary ceiling luminaire that delivers soft, evenly diffused illumination through a clean cylindrical profile and frosted glass diffuser. Its minimalist design makes it a versatile solution for residential, hospitality, office, and commercial interiors, blending effortlessly with both modern and timeless architectural styles. Available in multiple diameters, finishes, and color temperatures, RIVELUNE combines refined aesthetics with reliable LED performance, making it an ideal choice for general ambient lighting across a wide range of applications.



## SPECIFICATIONS

Material	Aluminum + Glass
Diffuser	Glass, Frosted
Diameter	16" / 20" / 24" / 36"
Height	6.5" / 8" / 10" / 14.5"
Input Voltage	110-277V, 50-60 Hz
Light Source Type	LED
Power	18W / 24W / 30W / 45W
LED Output	90 lm/W
CCT	2700K / 3000K / 3500K / 4000K
CRI	90
Dimming & Driver	Integral, 0-10V
Light Distribution	Direct, Diffused
IP Rating	IP 20
Warranty	5 years
Finishes	34 RAL finishes 8 wood-effect finishes 12 metallic finishes

## OTHER VERSIONS AVAILABLE



## CERTIFICATION



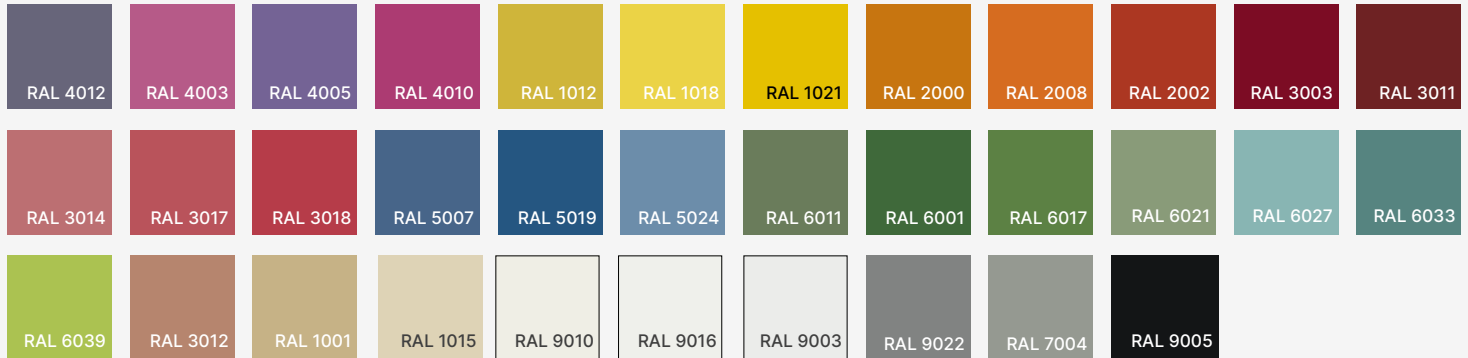
## Ordering Information

Select one item from each category below. If your desired option is unavailable, please contact our team for support or custom solutions.


Code	Diameter Ø / Height / Wattage / Lumens	CCT	Dimming
<input checked="" type="checkbox"/> <b>CLR</b> Ceiling	<input type="checkbox"/> <b>16</b> 16" / 6.5" / 18W / 1620 lm <input type="checkbox"/> <b>20</b> 20" / 8" / 24W / 2160 lm <input type="checkbox"/> <b>24</b> 24" / 10" / 30W / 2700 lm <input type="checkbox"/> <b>36</b> 36" / 14.5" / 45W / 4050 lm <input type="checkbox"/> <b>CUS</b> Custom on request	<input type="checkbox"/> <b>27</b> 2700K <input type="checkbox"/> <b>30</b> 3000K <input type="checkbox"/> <b>35</b> 3500K <input type="checkbox"/> <b>40</b> 4000K <input type="checkbox"/> <b>CUS</b> Custom on request	<input type="checkbox"/> <b>NN</b> Non-Dimmable <input type="checkbox"/> <b>DM</b> 0-10V
<b>Body Finish Option</b>			
<input type="checkbox"/> <b>ST</b> Standard <input type="checkbox"/> <b>WE</b> Wood effect <input type="checkbox"/> <b>MC</b> Metallic <input type="checkbox"/> <b>Cus</b> Custom on request			

## Finishes

### Standard finishes



### Metallic finishes



### Wood-effect finishes



#### RAL K7 CLASSIC COLORS

(80-95% GLOSS): RAL\_ \_ \_ \_

All RAL Classic colors are available with no setup fee.

On your specification submittal, choose your RAL color by entering the 4-digit RAL code (e.g., RAL 3003).

