






DISCOVER THE
ADVANTAGE

THE COLLECTION

ABOUT MK-DENT	06
TURBINES & COUPLINGS	10
CONTRA-ANGLES & MOTORS	34
PROPHY LINE	62
MK-DENT SERVICE	68



ABOUT MK-DENT

About MK-dent

Since our founding in 1995 in Germany, MK-dent has grown into one of the leading manufacturers of dental instruments. Today, our meticulously crafted precision instruments are available in more than 110 countries around the world, through a distribution network of approximately 800 authorized dealers. At MK-dent, we are solving today's most important problems in dentistry. We ignite opportunity by building better dental products and helping millions of patients suffering from oral diseases worldwide.

In Pursuit of Excellence: What does it take to make a masterpiece?

To celebrate the company's 25th anniversary, we are launching the global campaign "In Pursuit of Excellence". At MK-dent, to achieve a masterpiece demands a cohesive team of talented technicians, engineers and craftspeople with a commitment to core values and pushing boundaries. In their pursuit of excellence, they strive for precise detail at every level of their work.



TURBINES

HIGHLIGHTS TURBINES

AUTOMATIC PRESSURE REGULATION



ADJUST TO ANY SITUATION. NEXT-LEVEL AERODYNAMICS.

MK-dent turbines express the essence of sophisticated dentistry. Designed and engineered to help you create preparations like never before. Pushing the limits of aerodynamics even further, we mastered the airflow over the Prime Line's AeroAcoustic blade. Achieving the right balance between strength and durability is the engineer's dream. The pressure regulation can adjust to virtually any situation. It has been carefully sculpted to regulate the airflow and ensure a constant level of pressure. This enhances gradually the lifetime of the cartridge and bearings. More power, better sound, spectacular control. Built for the pro-user who demands best-in-class.

REVERSE FLOW PROTECTION



ENDURANCE FROM START TO FINISH LINE.

The non-return system for reverse flow protection has been part of the Prime Line from the beginning. It's an entire system fabricated onto a single component, vastly minimizing the entry of particles and contaminants into the head. With endurance from start to finish line, it is designed for optimized cleanliness.

REFINED CERAMIC BEARINGS



REFINED FORMULA, SILENT ROTATIONS.

Dental bearings face the most extreme conditions: Particularly high rounds per minute, attacks by superheated steam or various cleaning fluids. Paired with a corrosion-resistant cage as well as the remarkably refined formula of the lubricant, the ceramic balls will have a long journey ahead of them.

AEROACOUSTIC BLADE



QUIETLY PRECISE, ROUND FOR ROUND.

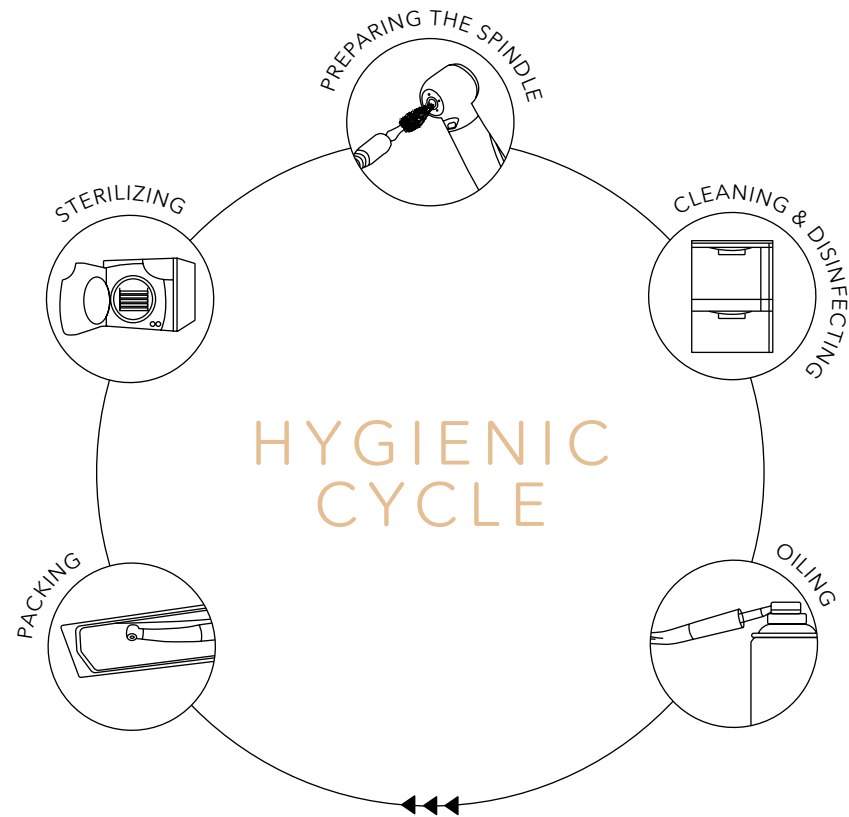
Ultimate blend of supreme performance: MK-dent introduces its outstanding premium cartridge. The AeroAcoustic blade, honed to create 25 Watts of steady power. Thanks to proprietary laser balancing technology, the Prime Line turbines run smoothly and vibrationfree at max. 55 dB.

NEXT-GEN CARBIDE BUR GUIDE



PERFECT CONCENTRICITY, UNRIVALED RETENTION FORCE.

The world of drilling would not be the same without carbide. Pressed with 12 tons of pressure and heated to 1,500 °C, carbide is so hard, industrial diamond is used to grind it. Perfect concentricity and unrivaled 40 N of retention force improve long-term precision during operations.



Special care for an enhanced lifetime.

Use fully synthetic MK-dent care products to enhance the lifetime of your instruments. The accuracy of your handpiece largely depends on high-performance lubricants especially developed by MK-dent to minimize friction and prevent wear of components. MK-dent genuine spare parts combine the entire expertise of MK-dent as a handpiece manufacturer. They are developed specially for MK-dent air-driven handpieces and retain the quality and safety of your handpiece for years.



MK-DENT SYNTHETIC OIL



PRIME LINE



CLASSIC LINE































ECO LINE



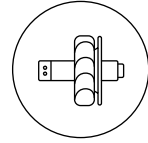
BASIC LINE

FIND THE RIGHT MK-DENT HANDPIECE FOR YOU.

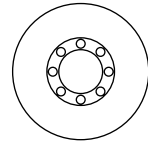
Power (W)	Up to 25	Up to 28	Up to 28	Up to 21
Sound level (db) ¹	Max. 55	Max. 57	Max. 60	Max. 65
Coating	Titanium	Chrome	Chrome	Chrome
Back cap	 Push button	 Push button	 Push button	 Push button
Cartridge	 AeroAcoustic blade	 AeroPower blade	 AeroPerformance blade	 AeroPerformance blade
Bur guide	 Carbide	 Carbide	 Carbide	 Steel
Reverse flow protection	 •	 •	 –	 –
Automatic pressure regulation	 • / – ²	 –	 –	 –
Refined ceramic bearings	 •	 •	 •	 •
Glass rod fiber optics	 •	 ○	 ○	 ○

• Standard ○ Optional – Not available

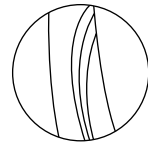
1) Applies to standard head size. 2) Only available on some models in combination with K couplers from our range.




AEROACOUSTIC
BLADE



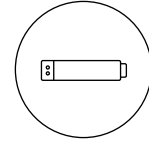
REFINED CERAMIC
BEARINGS



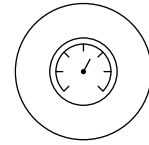
SCRATCH-RESISTANT
TITANIUM COATING



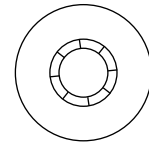
GLASS ROD
FIBER OPTICS



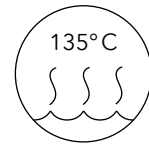
NEXT-GEN CARBIDE
BUR GUIDE



AUTOMATIC PRESSURE
REGULATION



REVERSE FLOW
PROTECTION



STERILISABLE AND
THERMODISINFECTABLE

PRIME LINE

up to
25 Watt
POWER

max.
55 dB
VOLUME

approx.
350k rpm
SPEED





Perfect concentricity,
unrivalled retention force.

The world of drilling would not be the same without carbide. Pressed with 12 tons of pressure and heated to 1,500 °C, carbide is so hard, industrial diamond – the world's hardest material – is used to grind it. Bound together in a cobalt matrix by sintering, carbide is much denser than both steel and titanium.

To create a bur guide with tremendous wear resistance, we use carbide for the inside part of the spindle. By heating the surface to the point of melting through laser welding, carbide and steel form a superior unit to hold the bur. Perfect concentricity and unrivalled retention force maximize long-term precision during operations and drastically improve patient safety.



ORIGINAL SIZE OF THE BUR GUIDE



PRIME LINE TURBINE
HP21 WITH LIGHT, STANDARD HEAD

COUPLING TYPES: KAVO, NSK, SIRONA, W&H
HEAD SIZE (MM): Ø 12.5 X H 14.3
POWER (W): UP TO 25
SOUND LEVEL (DB): MAX. 55
SPRAY OUTLET: 4 ASYMETRICAL MIXED
WEIGHT (G): 69
WARRANTY (MONTHS): 24



PRIME LINE TURBINE
HP22 WITH LIGHT, SMALL HEAD

COUPLING TYPES: KAVO, NSK, W&H
HEAD SIZE (MM): Ø 10.8 X H 12.5
POWER (W): UP TO 18
SOUND LEVEL (DB): MAX. 60
SPRAY OUTLET: 3 ASYMETRICAL MIXED
WEIGHT (G): 67
WARRANTY (MONTHS): 24

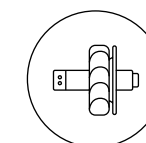


CLASSIC LINE

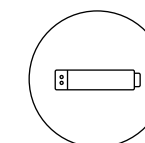
up to
28 Watt
POWER

max.
57 dB
VOLUME

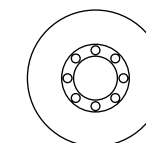
approx.
375k rpm
SPEED



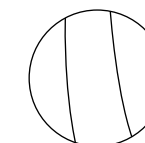
AEROPOWER
BLADE



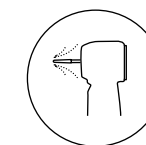
NEXT-GEN CARBIDE
BUR GUIDE



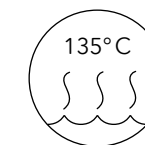
REFINED CERAMIC
BEARINGS



ATHLETIC CLASSIC
BODY



REVERSE FLOW
PROTECTION



135°C
STERILISABLE AND
THERMODISINFECTABLE



Curved corners, powerful stance.

The exterior design incorporates beautiful materials throughout the body and an exquisite chrome finish. From the curved corners of the Classic Grip to the firm pressure on the push button, every detail has been considered to emphasize the turbine's strength, giving the AeroPower Blade a powerful stance.



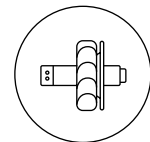
CLASSIC LINE TURBINE
HC20KL WITH LIGHT, STANDARD HEAD

COUPLING TYPES: KAVO
HEAD SIZE (MM): Ø 12.5 X H 14.3
POWER (W): UP TO 28
SOUND LEVEL (DB): MAX. 57
SPRAY OUTLET: 4 ASYMETRICAL MIXED
WEIGHT (G): 64
WARRANTY (MONTHS): 18

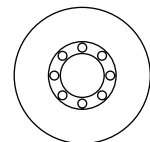


CLASSIC LINE TURBINE
HC22KL WITH LIGHT, SMALL HEAD


COUPLING TYPES: KAVO
HEAD SIZE (MM): Ø 10.8 X H 12.5
POWER (W): UP TO 18
SOUND LEVEL (DB): MAX. 60
SPRAY OUTLET: 3 ASYMETRICAL MIXED
WEIGHT (G): 58
WARRANTY (MONTHS): 18



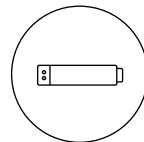
AEROPERFORMANCE
BLADE



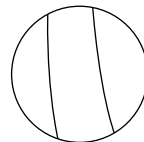
REFINED CERAMIC
BEARINGS



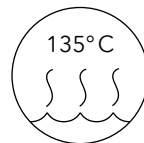
GLASS ROD
FIBER OPTICS



NEXT-GEN CARBIDE
BUR GUIDE



SMOOTH CHROME
COATED BODY



STERILISABLE AND
THERMODISINFECTABLE



ECO LINE

up to
28 Watt
POWER

max.
60 dB
VOLUME

approx.
320k rpm
SPEED





Aerodynamic innovations

At the heart of every MK-dent turbine is a remarkably balanced cartridge. Identifying the heavy spot is the key to balancing. An iterative and incremental workflow ensures the best possible performance.

It starts with a slight removal of the mass via an exceptionally calibrated laser and then requires several uncompromising sequences. The result is an unrivaled cartridge that maximizes lifetime while minimizing bur wobble and noise levels in an enormous frequency range.



ORIGINAL SIZE OF THE CARTRIDGE



ECO LINE TURBINE
HE21 WITH LIGHT, STANDARD HEAD

COUPLING TYPES: KAVO, NSK, SIRONA, W&H
HEAD SIZE (MM): Ø 12.5 X H 14.3
POWER (W): UP TO 24
SOUND LEVEL (DB): MAX. 62
SPRAY OUTLET: 4 ASYMETRICAL MIXED
WEIGHT (G): 62
WARRANTY (MONTHS): 18



ECO LINE TURBINE
HE22 WITH LIGHT, SMALL HEAD

COUPLING TYPES: KAVO, NSK, W&H
HEAD SIZE (MM): Ø 10.8 X H 12.5
POWER (W): UP TO 16
SOUND LEVEL (DB): MAX. 62
SPRAY OUTLET: 3 ASYMETRICAL MIXED
WEIGHT (G): 60
WARRANTY (MONTHS): 18

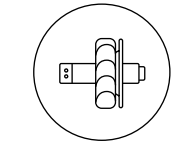


BASIC LINE

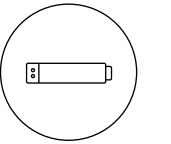
up to
21 Watt
POWER

max.
65 dB
VOLUME

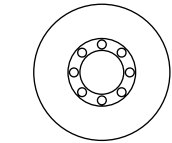
approx.
350k rpm
SPEED



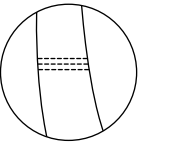
AEROPERFORMANCE
BLADE




NEXT-GEN STEEL
BUR GUIDE



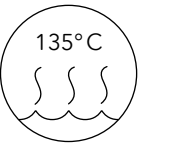
REFINED CERAMIC
BEARINGS



PROVEN CHROME
COATED BODY



GLASS ROD
FIBER OPTICS



135°C
STERILISABLE AND
THERMODISINFECTABLE



Refined formular, silent rotations

Dental bearings face the most extreme conditions: Particularly high rounds per minute, attacks by superheated steam or various cleaning fluids.

Paired with a corrosion-resistant cage as well as the remarkably refined formula of the lubricant, the ceramic balls will have a long journey ahead of them.



BASIC LINE TURBINE
HB21KL WITH LIGHT, STANDARD HEAD

COUPLING TYPES: KAVO
HEAD SIZE (MM): Ø 12.5 X H 14.3
POWER (W): UP TO 21
SOUND LEVEL (DB): MAX. 65
SPRAY OUTLET: 4 ASYMETRICAL MIXED
WEIGHT (G): 63
WARRANTY (MONTHS): 12



BASIC LINE TURBINE
HB23KL WITH LIGHT, SMALL HEAD

COUPLING TYPES: KAVO
HEAD SIZE (MM): Ø 11.0 X H 13.3
POWER (W): UP TO 15
SOUND LEVEL (DB): MAX. 65
SPRAY OUTLET: 1 ASYMETRICAL MIXED
WEIGHT (G): 66
WARRANTY (MONTHS): 12



MK-dent couplings

We make sure that everyone can use an MK-dent turbine or contra-angle. An extensive range of couplers and motors for all common hoses and units gets you started.

Equipped with available non-retraction valve and water volume regulation, MK-dent couplings offer a great variety of options. Perfect dimensions with minimal tolerances allow the usage of all suitable handpieces.

In combination with MK-dent LED and Xenon bulbs as well as glass rod fiber optics, available couplings provide 100% glare-free light. With a color temperature of 5500 K, the glass rod and bulbs are designed for color-accurate illumination of the preparation area.



MK-DENT COUPLINGS



COUPLING WITH LIGHT

COUPLING TYPES: KAVO, SIRONA, NSK, W&H

LIGHT: LED OR XENON

COLOR TEMPERATURE: 5,500K

TUBING PINS: 6

WATER REGULATION: ✓

COATING: TITANIUM OR CHROME

WEIGHT (G): 30

WARRANTY (MONTHS): 24



COUPLING WITHOUT LIGHT

COUPLING TYPES: KAVO, SIRONA, NSK, W&H

LIGHT: —

COLOR TEMPERATURE: —

TUBING PINS: 6-, 4- OR 2

WATER REGULATION: —

COATING: CHROME

WEIGHT (G): 30

WARRANTY (MONTHS): 24



CONTRA-ANGLE HANDPIECES

HIGHLIGHTS CONTRA-ANGLES


THE RESULT OF 25 YEARS EXPERIENCE



UNDIMINISHED PASSION, IMPECCABLE QUALITY

We strive daily for our customers for perfection. Our quality promise is based on the selection of high-quality materials, the use of the most advanced manufacturing processes and finally the manual quality assurance of each product before delivery through our passionate employees.

INTERCHANGEABLE HEADS



DEVELOPED FOR VERSATILITY, IMPROVED SUSTAINABILITY.

Developed for versatility, the interchangeable heads are time-saving and improve sustainability. Simply turn the tension ring of the contra-angle handpiece and choose between several drill heads for a variety of indications. Made out of stainless steel and coated with titanium or chrome for unmatched longevity.

RANGE OF TRANSMISSION



SIMPLE TO USE TECHNOLOGY, FOR A VARIETY OF INDICATIONS.

Standard gear design in contra-angle handpieces provides a constant speed ratio. Choose from a broad range of purpose-built transmissions, from 1:5 down to 14.8:1 ratio for a variety of indications as well as according speed and torque ranges. Simple to use technology, developed for what you do every day.

GLASS ROD LIGHT CONDUCTOR



COLOR ACCURACY, GLARE-FREE LIGHT.

Light is not always what it seems. In combination with MK-dent LED and xenon motors, available glass rod fiber optics provides 100% glare-free light, bringing brilliance in the dark. With a color temperature of 5500K, the glass rod is designed for color accurate illumination and clear sight of the preparation area.

EXCEPTIONAL LONG-LIFE GEARS



CLASS-LEADING PRECISION, EXCELLING AT EVERY ANGLE.

At the heart of every outstanding contra-angle are exceptional gears. MK-dent long-life gears are engineered to excel at every angle, encouraging complete synthesis between dentist and instrument. Optimized for vibration-free performance thanks to improved torque ratio and class-leading precision.



Explore MK-dent accessories

We make sure that everyone can use an MK-dent contra-angle handpiece. An extensive range of motors for all common hoses and units gets you started. Use fully synthetic MK-dent care products to enhance the lifetime of your instruments. The accuracy of your handpiece largely depends on high-performance lubricants specially developed by MK-dent to minimize friction and prevent wear of components.



MK-DENT SYNTHETIC OIL



MK-DENT MOTORS



PRIME LINE



CLASSIC LINE








ECO LINE



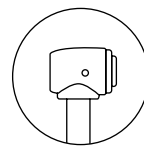
BASIC LINE

FIND THE RIGHT MK-DENT HANDPIECE FOR YOU.

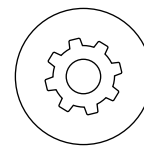
Non-load speed (rpm)	Up to 200 000	Up to 40 000	Up to 200 000	Up to 40 000
Weight (g)	Max. 92	Max. 82	Max. 100	Max. 88
Coating	Titanium	Chrome	Chrome	Chrome
Back cap		Push button	Push button	Push button
Range of transmission		from 1:5 down to 7,4:1	from 1:1 down to 7,4:1	from 1:5 down to 7,4:1
Changeable heads ¹		•	•	•
Long-life gears		•	•	•
Glass rod light conductor		•	◦	◦

• Standard ◦ Optional – Not available

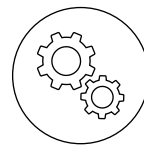
1) Changeable heads are not available on 1:5 handpieces.




INTERCHANGEABLE
PRIME HEADS



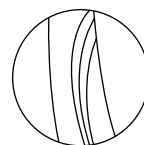
LONG-LIFE
GEARS




RANGE OF
TRANSMISSION




GLASS ROD LIGHT
CONDUCTOR



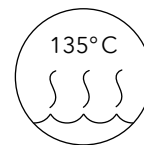
SCRATCH-RESISTANT
TITANIUM COATING



LIGHTWEIGHT
FOR TIRELESS WORKING



OPTIMUM
BALANCE



STERILISABLE AND
THERMODISINFECTABLE

PRIME LINE





PRIME LINE CONTRA-ANGLE
LP15L WITH LIGHT

1:5 CAVITY PREPARTION

COUPLING TYPE: ISO
HEAD SIZE (MM): Ø 10.3 X H 15.3
USABLE BURS: FG-BURS (Ø 1.6 MM)
SPRAY OUTLET: 3 ASYMETRICAL MIXED
NON-LOAD SPEED (RPM): 200 000
WEIGHT (G): 80
WARRANTY (MONTHS): 24



PRIME LINE CONTRA-ANGLE
LP11L WITH LIGHT

1:1 FINISHING & POLISHING

COUPLING TYPE: ISO
HEAD SIZE (MM): Ø 9.8 X H 14.3
USABLE BURS: CA-BURS (Ø 2.35 MM)
SPRAY OUTLET: 1 ASYMETRICAL MIXED
NON-LOAD SPEED (RPM): 40 000
WEIGHT (G): 78
WARRANTY (MONTHS): 24



PRIME LINE CONTRA-ANGLE
LP54L WITH LIGHT

5,4:1 EXCAVATION

COUPLING TYPE: ISO
HEAD SIZE (MM): Ø 9.8 X H 14.3
USABLE BURS: CA-BURS (Ø 2.35 MM)
SPRAY OUTLET: 1 ASYMETRICAL MIXED
NON-LOAD SPEED (RPM): 7 407
WEIGHT (G): 78
WARRANTY (MONTHS): 24



PRIME LINE CONTRA-ANGLE
LP74L WITH LIGHT

7,4:1 EXCAVATION

COUPLING TYPE: ISO
HEAD SIZE (MM): Ø 9.8 X H 14.3
USABLE BURS: CA-BURS (Ø 2.35 MM)
SPRAY OUTLET: 1 ASYMETRICAL MIXED
NON-LOAD SPEED (RPM): 5 405
WEIGHT (G): 78
WARRANTY (MONTHS): 24



PRIME LINE HANDPIECE
LP01L WITH LIGHT

1:1 PREPARATION

COUPLING TYPE: ISO
HEAD SIZE (MM): -
USABLE BURS: HP-BURS (Ø2.35MM)
SPRAY OUTLET: 1 ASYMETRICAL MIXED
NON-LOAD SPEED (RPM): 40 000
WEIGHT (G): 92
WARRANTY (MONTHS): 24



PRIME LINE HEAD
LPH11

1:1 FINISHING & POLISHING

COUPLING TYPE: CONTRA-ANGLE BODY
HEAD SIZE (MM): Ø9.8xH14.3
USABLE BURS: CA-BURS (Ø2.35mm)
NON-LOAD SPEED (RPM): 40 000
WEIGHT (G): 12
WARRANTY (MONTHS): 24



PRIME LINE HEAD
LPH16

1:1 FINISHING & POLISHING

COUPLING TYPE: CONTRA-ANGLE BODY
HEAD SIZE (MM): Ø9.8xH14.8
USABLE BURS: FG-BURS (Ø1.6 mm)
NON-LOAD SPEED (RPM): 40 000
WEIGHT (G): 12
WARRANTY (MONTHS): 24



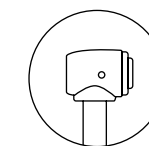
PRIME LINE HEAD
LPH21

2:1 EXCAVATION

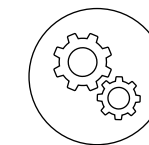
COUPLING TYPE: CONTRA-ANGLE BODY
HEAD SIZE (MM): Ø 9.8 x H 14.3
USABLE BURS: CA-BURS (Ø 2.35 mm)
NON-LOAD SPEED (RPM): 20 000
WEIGHT (G): 12
WARRANTY (MONTHS): 24



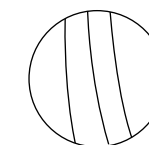
CLASSIC LINE



INTERCHANGEABLE
CLASSIC HEADS



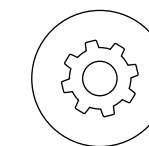
RANGE OF
TRANSMISSION




ATHLETIC CLASSIC
BODY



OPTIMUM
BALANCE



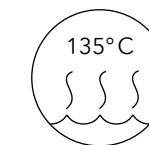
LONG-LIFE
GEARS



GLASS ROD LIGHT
CONDUCTOR



LIGHTWEIGHT
FOR TIRELESS WORKING



STERILISABLE AND
THERMODISINFECTABLE



CLASSIC LINE CONTRA-ANGLE
LC11L WITH LIGHT, LC11 W/O LIGHT

1:1 FINISHING & POLISHING

COUPLING TYPE: ISO
HEAD SIZE (MM): -
USABLE BURS: -
SPRAY OUTLET: 1 ASYMETRICAL MIXED
NON-LOAD SPEED (RPM): 40 000
WEIGHT (G): 70
WARRANTY (MONTHS): 24



CLASSIC LINE CONTRA-ANGLE
LC27L WITH LIGHT, LC27 W/O LIGHT

2,7:1 EXCAVATION

COUPLING TYPE: ISO
HEAD SIZE (MM): -
USABLE BURS: -
SPRAY OUTLET: 1 ASYMETRICAL MIXED
NON-LOAD SPEED (RPM): 14 815
WEIGHT (G): 66
WARRANTY (MONTHS): 24



CLASSIC LINE CONTRA-ANGLE
LC74L WITH LIGHT, LC74 W/O LIGHT

7,4:1 EXCAVATION

COUPLING TYPE: ISO
HEAD SIZE (MM): -
USABLE BURS: -
SPRAY OUTLET: 1 ASYMETRICAL MIXED
NON-LOAD SPEED (RPM): 5 405
WEIGHT (G): 54
WARRANTY (MONTHS): 24



CLASSIC LINE HANDPIECE
LC01L WITH LIGHT, LC01 W/O LIGHT

1:1 PREPARATION

COUPLING TYPE: ISO
HEAD SIZE (MM): -
USABLE BURS: HP-BURS (Ø 2.35 mm)
SPRAY OUTLET: 1 ASYMETRICAL MIXED
NON-LOAD SPEED (RPM): 40 000
WEIGHT (G): 66
WARRANTY (MONTHS): 24



CLASSIC LINE HEAD
LCH11

1:1 PREPARATION

COUPLING TYPE: CONTRA-ANGLE BODY
HEAD SIZE (MM): Ø 9.8xH 14.3
USABLE BURS: CA-BURS (Ø 2.35 mm)
NON-LOAD SPEED (RPM): 40 000
WEIGHT (G): 12
WARRANTY (MONTHS): 24



CLASSIC LINE HEAD
LCH16

1:1 FINISHING & POLISHING

COUPLING TYPE: CONTRA-ANGLE BODY
HEAD SIZE (MM): Ø 9.8xH 14.8
USABLE BURS: FG-BURS (Ø 1.6 mm)
NON-LOAD SPEED (RPM): 40 000
WEIGHT (G): 12
WARRANTY (MONTHS): 24



CLASSIC LINE HEAD
LCH21

2:1 EXCAVATION

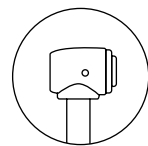
COUPLING TYPE: CONTRA-ANGLE BODY
HEAD SIZE (MM): Ø 9.8xH 14.3
USABLE BURS: CA-BURS (Ø 2.35 mm)
NON-LOAD SPEED (RPM): 20 000
WEIGHT (G): 12
WARRANTY (MONTHS): 24



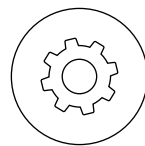
CLASSIC LINE HEAD
LCH21P

2:1 PROPHY POLISHING

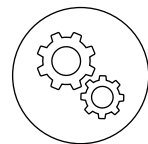
COUPLING TYPE: CONTRA-ANGLE BODY
HEAD SIZE (MM): Ø 9.5xH 16.7
USABLE BURS: PROPHY CUP
NON-LOAD SPEED (RPM): 20 000
WEIGHT (G): 12
WARRANTY (MONTHS): 24




INTERCHANGEABLE
HEADS



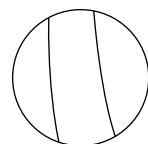
LONG-LIFE
GEARS




RANGE OF
TRANSMISSION



GLASS ROD LIGHT
CONDUCTOR



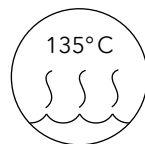
SMOOTH CHROME
COATED BODY



LIGHTWEIGHT
FOR TIRELESS WORKING



OPTIMUM
BALANCE



STERILISABLE AND
THERMODISINFECTABLE

ECO LINE





ECO LINE CONTRA-ANGLE
LE15L WITH LIGHT, LE15 W/O LIGHT

1:5 CAVITY PREPARTION

COUPLING TYPE: ISO
HEAD SIZE (MM): Ø 10.3 X H 15.1
USABLE BURS: FG-BURS (Ø 1.6 MM)
SPRAY OUTLET: 3 ASYMETRICAL MIXED
NON-LOAD SPEED (RPM): 200 000
WEIGHT (G): 80
WARRANTY (MONTHS): 24



ECO LINE CONTRA-ANGLE
LE11L WITH LIGHT, LE11 W/O LIGHT

1:1 FINISHING & POLISHING

COUPLING TYPE: ISO
HEAD SIZE (MM): Ø 9.8 X H 14.3
USABLE BURS: CA-BURS (Ø 2.35 MM)
SPRAY OUTLET: 1 ASYMETRICAL MIXED
NON-LOAD SPEED (RPM): 40 000
WEIGHT (G): 80
WARRANTY (MONTHS): 24



ECO LINE CONTRA-ANGLE
LE16L WITH LIGHT, LE16 W/O LIGHT

1:1 FINISHING & POLISHING

COUPLING TYPE: ISO
HEAD SIZE (MM): Ø 9.8 X H 14.8
USABLE BURS: FG-BURS (Ø 1.6 MM)
SPRAY OUTLET: 1 ASYMETRICAL MIXED
NON-LOAD SPEED (RPM): 40 000
WEIGHT (G): 80
WARRANTY (MONTHS): 24



ECO LINE CONTRA-ANGLE
LE21L WITH LIGHT, LE21 W/O LIGHT

2:1 FINISHING & POLISHING

COUPLING TYPE: ISO
HEAD SIZE (MM): Ø 9.8 X H 14.3
USABLE BURS: CA-BURS (Ø 2.35 MM)
SPRAY OUTLET: 1 ASYMETRICAL MIXED
NON-LOAD SPEED (RPM): 20 000
WEIGHT (G): 80
WARRANTY (MONTHS): 24



ECO LINE CONTRA-ANGLE
LE27L WITH LIGHT, LE27 W/O LIGHT

2,7:1 EXCAVATION

COUPLING TYPE: ISO
HEAD SIZE (MM): Ø 10.3 X H 14.3
USABLE BURS: CA-BURS (Ø 2.35 MM)
SPRAY OUTLET: 1 ASYMETRICAL MIXED
NON-LOAD SPEED (RPM): 14 815
WEIGHT (G): 80
WARRANTY (MONTHS): 24



ECO LINE CONTRA-ANGLE
LE54L WITH LIGHT, LE54 W/O LIGHT

5,4:1 EXCAVATION

COUPLING TYPE: ISO
HEAD SIZE (MM): Ø 9.8 X H 14.3
USABLE BURS: CA-BURS (Ø 2.35 MM)
SPRAY OUTLET: 1 ASYMETRICAL MIXED
NON-LOAD SPEED (RPM): 7 407
WEIGHT (G): 80
WARRANTY (MONTHS): 24



ECO LINE CONTRA-ANGLE
LE54LP WITH LIGHT, LE54 W/O LIGHT

5,4:1 PROPHY POLISHING

COUPLING TYPE: ISO
HEAD SIZE (MM): Ø 9.5 X H 16.7
USABLE BURS: PROPHY CUP
SPRAY OUTLET: 1 ASYMETRICAL MIXED
NON-LOAD SPEED (RPM): 7 407
WEIGHT (G): 80
WARRANTY (MONTHS): 24



ECO LINE CONTRA-ANGLE
LE74L WITH LIGHT, LE74 W/O LIGHT

7,4:1 EXCAVATION

COUPLING TYPE: ISO
HEAD SIZE (MM): Ø 9.8 X H 14.3
USABLE BURS: CA-BURS (Ø 2.35 MM)
SPRAY OUTLET: 1 ASYMETRICAL MIXED
NON-LOAD SPEED (RPM): 5 405
WEIGHT (G): 80
WARRANTY (MONTHS): 24



ECO LINE HANDPIECE

LE01L WITH LIGHT

1:1 PREPARATION

COUPLING TYPE: ISO

HEAD SIZE (MM): -

USABLE BURS: HP-BURS (Ø2.35MM)

SPRAY OUTLET: 1 ASYMETRICAL MIXED

NON-LOAD SPEED (RPM): 40 000

WEIGHT (G): 100

WARRANTY (MONTHS): 24



ECO LINE HANDPIECE

LE01 WITHOUT LIGHT

1:1 PREPARATION

COUPLING TYPE: ISO

HEAD SIZE (MM): -

USABLE BURS: HP-BURS (Ø2.35MM)

SPRAY OUTLET: 1 ASYMETRICAL MIXED

NON-LOAD SPEED (RPM): 40 000

WEIGHT (G): 100

WARRANTY (MONTHS): 24

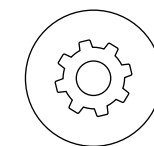
Powerful housing, timeless design.

The exterior design incorporates beautiful materials throughout the body and an exquisite chrome finish. From the curved corners of the smooth chrome coated body to the firm pressure on the push button, every detail has been carefully considered.

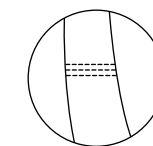





BASIC LINE



LONG-LIFE
GEARS



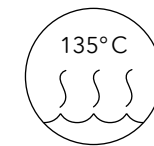
PROVEN
BASIC BODY



LEIGHTWEIGHT
FOR TIRELESS WORKING



OPTIMUM
BALANCE



STERILISABLE AND
THERMODISINFECTABLE



BASIC LINE CONTRA-ANGLE
LB111W WITHOUT LIGHT

1:1 FINISHING & POLISHING

COUPLING TYPE: ISO
HEAD SIZE (MM): Ø 9.8 X H 14.8
USABLE BURS: CA-BURS (Ø 2.35 MM)
SPRAY OUTLET: 1 ASYMETRICAL MIXED
NON-LOAD SPEED (RPM): 40 000
WEIGHT (G): 66
WARRANTY (MONTHS): 12



BASIC LINE CONTRA-ANGLE
LB1111 WITHOUT LIGHT

1:1 FINISHING & POLISHING

COUPLING TYPE: ISO
HEAD SIZE (MM): Ø9.5xH13.3
USABLE BURS: CA-BURS (Ø 2.35 MM)
SPRAY OUTLET: EXTERNAL
NON-LOAD SPEED (RPM): 20 000
WEIGHT (G): 54
WARRANTY (MONTHS): 12



BASIC LINE CONTRA-ANGLE
LB1111C WITHOUT LIGHT

1:1 FINISHING & POLISHING

COUPLING TYPE: ISO
HEAD SIZE (MM): Ø 8.0 X H 13.3
USABLE BURS: CA-BURS (Ø 2.35 MM)
SPRAY OUTLET: EXTERNAL
NON-LOAD SPEED (RPM): 20 000
WEIGHT (G): 54
WARRANTY (MONTHS): 12



BASIC LINE HANDPIECE
LB01W WITHOUT LIGHT

1:1 PREPARATION

COUPLING TYPE: ISO
HEAD SIZE (MM): Ø 8.0 X H 13.3
USABLE BURS: HP-BURS (Ø 2.35 MM)
SPRAY OUTLET: EXTERNAL
NON-LOAD SPEED (RPM): 40 000
WEIGHT (G): 88
WARRANTY (MONTHS): 12



BASIC LINE HANDPIECE
LB02 WITHOUT LIGHT

1:1 PREPARATION

COUPLING TYPE: ISO
HEAD SIZE (MM): Ø 8.0 X H 13.3
USABLE BURS: HP-BURS (Ø 2.35 MM)
SPRAY OUTLET: EXTERNAL
NON-LOAD SPEED (RPM): 40 000
WEIGHT (G): 85
WARRANTY (MONTHS): 12



BASIC LINE HEAD

LBH11

1:1 PREPARATION

COUPLING TYPE: CONTRA-ANGLE BODY

HEAD SIZE (MM): Ø9.5xH13.3

USABLE BURS: CA-BURS (Ø2.35 mm)

NON-LOAD SPEED (RPM): 20 000

WEIGHT (G): 12

WARRANTY (MONTHS): 12



BASIC LINE HEAD

LBH11C

1:1 PREPARATION

COUPLING TYPE: CONTRA-ANGLE BODY

HEAD SIZE (MM): Ø8.0xH13.3

USABLE BURS: FG-BURS (Ø1.6 mm)

NON-LOAD SPEED (RPM): 40 000

WEIGHT (G): 12

WARRANTY (MONTHS): 12



BASIC LINE HEAD

LBH11P

1:1 PROPHYLAXIS

COUPLING TYPE: CONTRA-ANGLE BODY

HEAD SIZE (MM): Ø7.7xH14.2

USABLE BURS: PROPHY CUP

NON-LOAD SPEED (RPM): 40 000

WEIGHT (G): 12

WARRANTY (MONTHS): 12

Proportional lines, chrome surface.

The proven Basic Body pays homage to MK-dent instruments of the past while remaining a contemporary statement. Its design is elegant and uncompromising, a characteristic form with distinctive design elements and a perfectly proportioned composition of lines. The chrome coated surface is virtually scratchproof.



MK-dent motors

The MK-dent motor range is one of the largest in the dental market. Electric and air motors are available with multiple tubing connections. Depending on your current setup, air motors are available with a 4-hole Midwest or 2-hole Borden type connection and come either without or with external or internal water pipes.



MK-DENT MOTORS



AIR MOTOR

SPRAY: INTERNAL OR EXTERNAL
COATING: TITANIUM OR CHROME
LIGHT: LED AVAILABLE
COLOR TEMPERATURE: 5,500K
NON-LOAD SPEED (RPM): 20 000
DIRECTION OF ROTATION: LEFT AND RIGHT
WEIGHT (G): 80
WARRANTY (MONTHS): 24



ELECTRIC MOTOR

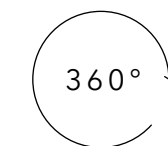
SPRAY: INTERNAL
COATING: CHROME
LIGHT: LED
COLOR TEMPERATURE: 5,500K
NON-LOAD SPEED (RPM): 40 000
DIRECTION OF ROTATION: LEFT AND RIGHT
WEIGHT (G): 73
WARRANTY (MONTHS): 24




PROPHYLAXIS



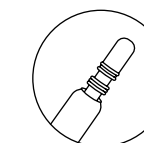
PROPHY LINE




360°
NOZZLE



SYNTHETIC MATERIAL
HOUSING



PLUG AND
PLAY

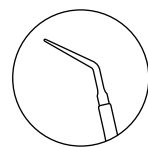


STERILISABLE AND
THERMODISINFECTABLE ¹

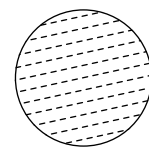
COUPLING TYPE: BIEN-AIR, KAVO, NSK, SIRONA, W&H **MATERIAL HOUSING:**
SYNTHETIC **MIN. POWDER CONSUMPTION VOLUME (G):** 4 **MIN. WATER FLOW
(ML):** 45 **MIN. AIR FLOW VOLUME (L):** 12 **WARRANTY (MONTHS):** 24

» VISIT MK-DENT.COM FOR MORE INFORMATION.

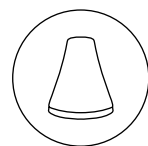
1) Only the removable powder tip of the Prophy Line Air Polishing Device is sterilizable.



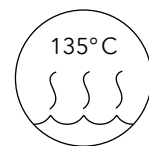
LINEAR TIP
MOVEMENT



SYNTHETIC MATERIAL
HOUSING



STAINLESS
STEEL CAP



STERILISABLE AND
THERMODISINFECTABLE

LIGHT: ✓ **SCALER TIP TYPES¹:** EMS, SATELEC, KAVO **HOSE CONNECTION TY-
PES:** EN-060A, EN061A, EN041, F12 609, F12 281, 1.007.3005 **COVER:** STEEL
6-LED LIGHT RING: ✓ **FREQUENCY RANGE (KHZ):** 24 – 33 **WEIGHT (G):** 50 **WARRANTY
(MONTHS):** 12

» VISIT MK-DENT.COM FOR MORE INFORMATION.

1) Please ensure the correct tip is used for each model.

PROPHY LINE





MK-DENT SERVICE



MK-dent Service

Mechanical forces acting on your precision instruments during operation over many years can cause damage to them. Therefore, keep in mind that spare parts will need to be replaced over time. In case of service or repair, we use exclusively MK-dent original spare parts, which meet all technical and regulatory requirements. Strict quality management ensures precision to size, material resistance, and long-lasting performance at the highest level.



www.mk-dent.com



MK-dent is a member of



© 2022 MK-dent GmbH. All rights reserved.
Marie-Curie-Str. 2, 22941 Bargteheide, Germany · mk-dent.com
Marketing Communications. All illustrations and specifications contained in this brochure are based on the latest product information available at the time of publication. MK-dent reserves the right to make changes at any time, without notice, to colors, materials, equipment, specifications and models. Any variations in colors shown are due to reproduction variations of the printing process. Illustrations may include test situations. Some handpieces may be shown with non-U.S. equipment. Some handpieces are shown with optional equipment.

MK-22-01-A