



SUPREME

**Top-tier sterilization:
performance and sustainability**

Water savings

50 sterilization cycles with only 5 litres of mains water.

Uses normal mains water and can retrieve used water to employ it in subsequent sterilization cycles. These features minimise waste, reduce costs and significantly increase efficiency, eliminating any demineralised water supply-storage problems.



Treating used water

The **recirculation filter** incorporated in the secondary reservoir allows used water to be demineralised and purified. This process makes it reusable in subsequent sterilization cycles and automatically controls the water delivery reservoir. Just 5 litres of mains water are needed to perform 50 sterilization cycles: a market-leading specific consumption of just 100 ml/cycle.



Water quality control

The built-in conductivity sensor ensures compliance with **water quality** parameters, protecting the internal components of the device. It also monitors the status of the filtration system. Clear messages on the display inform the user when the filters need replacing.



Replacing the filters

Easy access to the reservoirs and carefully designed filter ergonomics make replacement easy. After being informed by the on-screen messaging system that the filters need replacing, the user can follow the instructions contained in the preloaded video tutorials and proceed independently with replacement of **integrated filters**.



Integrated demineralisation

A **demineralisation filter** housed in the main tank lets users fill the reservoir with ordinary mains water, resulting in excellent rationalisation of the available space, streamlined processes and significant savings. Moreover, the filtration system delivers never-before-seen operational simplicity. To make water management even easier, optional automatic filling systems are available.

Ease of use and high performance

The 7" touchscreen is as simple and user-friendly as a tablet.

Screen size and performance - plus meticulous design of the user interface - allow users to start sterilizing immediately with ease.

Video tutorials and luminous indicators put it in a class of its own.

The adopted components and the advanced control software provide outstanding performance.



LED bar

The device also communicates using light. The **LED bar incorporated** in the door provides immediate information on machine status by varying the colours according to the phase of operation. Consequently, users can see which phase of the process the autoclave is performing at a glance, even from some distance away.



Shorter cycle times and Modular Drying

This sterilizer meets the needs of even the most demanding users. Reliable high-performance internal components and a control system that optimises each phase **reduce sterilization cycle times**. The exclusive **Modular Drying** function lets users select the load quantity to be sterilized. This adapts the duration of the drying phase, thus shortening cycle times. A complete B cycle in just 31 minutes.



NFC - Near Field Communication

The **NFC sensor** simplifies the assistant's workflow. Activating user ID ensures only authorised personnel can access the machine functions. To activate, simply bring the NFC card, supplied with the sterilizer and associated with the user, up to the machine.



Video tutorials, on-display info

High-resolution images make the **7" display** a valuable tool for all users. Simple **video tutorials** provide important use and maintenance instructions. A full complement of information - from indications on load positioning to instructions for periodic maintenance - is readily accessible on the machine. What's more, cycle reports saved on the autoclave memory can be viewed on the screen.



Customisable sterilization cycles

The autoclave has five sterilization cycles with pre-set parameters plus a **custom cycle** that can be personalised by the user. Additional functions allow the sterilizer to be used more effectively. The **delayed start** function lets you programme a deferred cycle start; the **extra drying** function is useful with particularly difficult loads as it lets you extend drying times.



Di.V.A.

Di.V.A. is an optional Cloud environment for sterilization devices. All saved data is made available to operators, allowing them to:

- view reports of completed cycles
- check device efficiency and status
- access video tutorials and user manuals
- consult machine usage statistics

Connectivity and data management

Integrated Wi-Fi, Cloud platforms for remote assistance and a mobile APP for optimised management.

Connecting Supreme to the network via the integrated Wi-Fi system or Ethernet links the sterilizer to an integrated data management system, essential for advanced traceability. Users can also take advantage of other features such as automatically saved cycle reports, local or remote consultation and printer management.



EasyCheck

An optional in-Cloud platform that delivers remote technical support and significantly reduces service times, **EasyCheck** guarantees efficiency and reliability. Software updates, maintenance interval checks, remote verification of components and sensors are just some of the tools available to ensure long-lasting autoclave performance.



SterilConnect

A **highly innovative tool** users will appreciate. Any network-connected mobile device - tablet or smartphone - can be used to interact with the autoclave, simplifying daily management of the sterilization process. A clear yet complete graphic interface lets you monitor device status and manage the various sterilizer functions.



QR code labels

Activating this function lets users create adhesive QR code labels to apply to sterile packages at the end of each cycle. **The QR code** contains unique information that identifies the sterilizer, the cycle used, its outcome and the expiry date of the sterile package. Scanning the QR code lets you associate the data it contains with the patient, ensuring comprehensive traceability. It's also possible to print Barcode labels.



Shared printer


By producing labels or reports, the optional printer allows completion of the sterilization process, providing users with the basis for proper traceability. To optimise management, the **printer can be shared** by multiple sterilizers, where enabled, and connected to the same network. One fast, reliable printing station rationalises use of space and delivers significant savings.

Automated sterilization protocol

The Mocom response to ensure correct implementation of sterilization protocols and protection of patients and health workers.



Collection



1

COLLECTION

The sterilization protocol begins with collecting instruments and materials.



Disinfection



Washing



Rinsing



Drying



2

TETHYS H10

Designed to give you the best. The best performance in a simple and fast work-flow. An innovative thermal disinfectant that replaces the numerous manual tasks typical of the stages preceding sterilization, thus reducing the workloads. Equipped with the optional HMD accessory, Tethys H10 extends the reconditioning process to rotating instruments, resulting in unparalleled performance.

3

4

5



Inspection and maintenance



6

THALYA - THALYA PLUS

Thalya is the dentist's ally for effective maintenance of rotary instruments. Simple and user-friendly, it allows perfect lubrication and purge maintenance of turbines and handpieces. In the Thalya Plus version, the instruments also undergo a cleaning, disinfection and drying process within a single cycle.



Packaging



7

MILLSEAL

This thermal sealer range meets every possible need. The EVO version allows the automated creation of pouches. The Rolling version, also available with printer, combines sealing speed with flexible sizing of the packages to be sealed. The Manual version delivers user-friendliness and outstanding reliability.



Sterilization



8

AUTOCLAVES

Mocom autoclaves, available in 17, 22 and 28-litre versions, simplify the operator's work by optimising time and costs. Their excellent quality and high-level functions ensure safety, reliability and ease of use.



Traceability



9

MYTRACE

MyTrace is a traceability software that allows users to associate a set of sterilized dental instruments with a patient by reading the barcode or QR code.



Storage



10

STORAGE

If carried out correctly, storage ensures long-lasting the instrument sterility.



Technical data	Supreme 17	Supreme 22	Supreme 28
Power supply	2220/240 V 50Hz 220/230 V 60Hz		
Rated power	2300 W		
External dimensions (L x H x D)	500 x 490 x 600 mm		
Chamber dimensions (Diam. x Depth)	250 x 350 mm	250 x 450 mm	280 x 450 mm
Total weight	47 kg	50 kg	51 kg
Tank capacity	6l		
Autonomy	From 7 to 11 cycles	From 6 to 10 cycles	From 5 to 9 cycles

Sterilization cycles 220/240 V					
CYCLE	Cycle type	Sterilization time	Supreme 17	Supreme 22	Supreme 28
		(min.)	Cycle times including sterilization times and drying time (min.)*		
134 °C Universal	B	4	39 (31)	42 (34)	52 (44)
121 °C Universal	B	20	53 (45)	59 (51)	63 (55)
134 °C fast	S	4	21	24	27
134 °C Packed solid instruments	S	4	32 (25)	37 (30)	41 (34)
134 °C Prion	B	18	53 (45)	57 (49)	67 (59)
Xxx °C Custom	S	Users can personalise the cycle with temperatures of 134 °C/121 °C, sterilization times starting from 4' (134 °C) or 20' (121 °C) and drying times from 5 to 30 min.			
Vacuum Test		TEST	18	18	19
Helix/B&D Test		TEST	20	24	28
Vacuum Test + Helix/B&D Test (run in sequence)		TEST	42	46	51

* Drying varies according to machine model and volume

Note: times in brackets show performance with modular drying activated, observing the indicated loads

Note: times do not take the pre-heat time into account

Note: the indicated times are based on an average load

Note: times may vary depending on the load and power supply

Accessories

A complete array of accessories to expand the Supreme function range.

- 1

External printer
Connected to Supreme sterilizers, lets you print cycle-related data on thermal paper or on labels in Barcode or QR code format. To optimise management, the printer can be shared by multiple sterilizers (where enabled) and connected to the same network.
- 2


Front filling kit
This kit allows the sterilizer to be filled frontally via a quick coupling.
- 3


Automatic filling kit
Consists of an external pump powered by the sterilizer, allows demineralised water to be drawn from an external recipient.
- 4

EV aux kit
This kit allows the sterilizer to be interfaced with surgery demineralising systems so the sterilizer only draws water from the system as and when necessary.
- 5

Modular tray holder
Modular housing system to load the sterilizer. Supplied with three pairs of shelves to house trays: lets you make full use of the entire chamber diameter and insert even the bulkiest loads.
- 6

Barcode/QR code reader.
The reader - which can be used on most PCs - lets you complete the traceability process and pair Barcode or QR code labels with the patient.





04/2025

MSUPGB1241S00

Cefla s.c. reserves the right to modify the products illustrated in the photos without prior notice. According to the standards in force, in extra-EU areas the availability and specifications of some products and/or characteristics may vary. Please contact your local distributor for further information.



**BU Medical Equipment
Sede Legale ed
Amministrativa
Headquarters**

CEFLA s.c.
Via Selice Provinciale, 23/a
40026 Imola (BO) - Italy
Tel. +39 0542 653111
Fax +39 0542 653344

Stabilimento / Plant

Via Bicocca, 14/C
40026 Imola (BO) - Italy
Tel. +39 0542 653441
Fax +39 0542 653601
www.mocom.it

