


EchoWool™

AVAILABLE PATTERNS




PATTERNS SHOWN | Uphill & Downhill

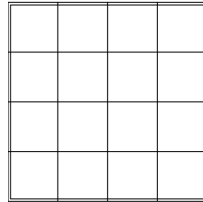
Choose from an array of patterns to add character to your wall and ceiling panels.
The following patterns are represented on EchoWool's standard 2'x2' and 2'x4' panel sizes.



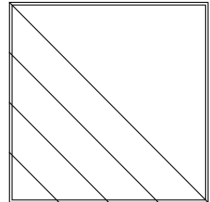
Longitude




Latitude




Grid



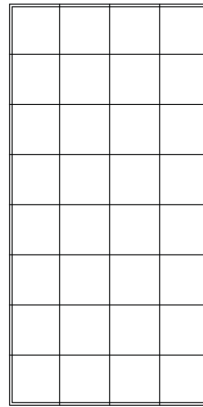
Arrow




Longitude



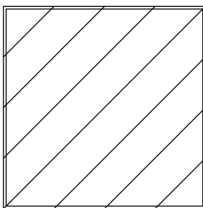
Latitude



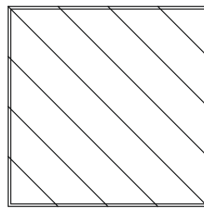
Grid



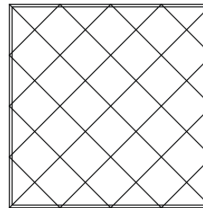
Arrow



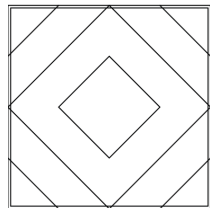
Uphill



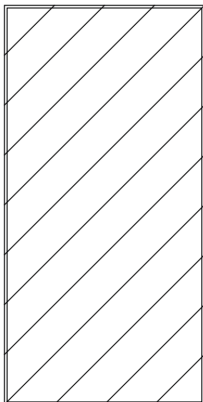
Downhill




Crossed




Askew




Uphill




Downhill



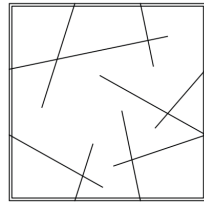
Crossed



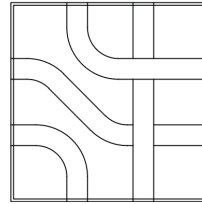
Askew




Panes



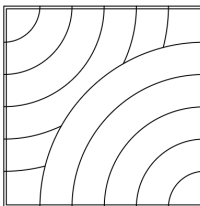

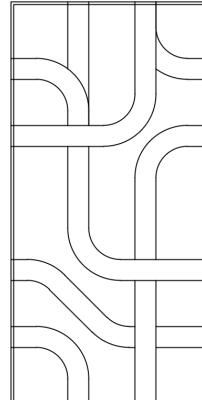


Twigs



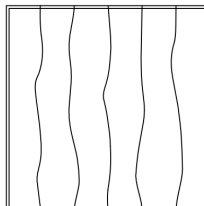
Metro



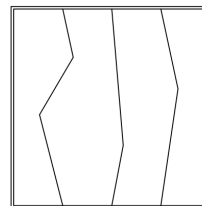
Strata



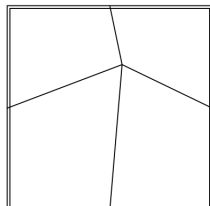
Current



Drizzle




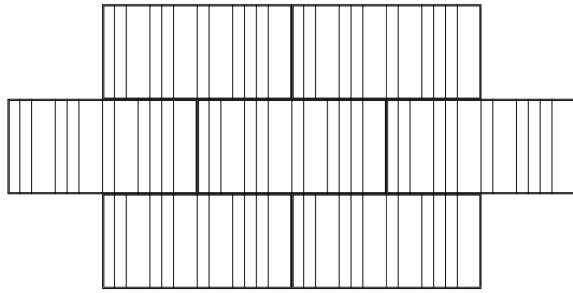
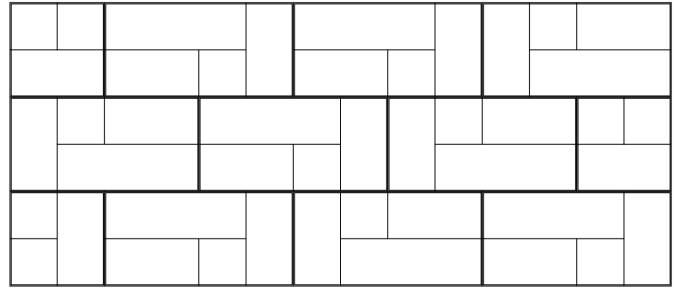



Crackle



Skew

See possible design examples on the following page



- Panel ends can be aligned or staggered
- 2'x2' and 2'x4' panels can be used interchangeably
- All ends must fall on furring or drywall T-grid