

Perceptions of EU Membership

Comparison of Ukraine with EU
member states and candidate
Countries

Common Contours

#4

04/2026

A survey about Ukraine in the European Context



About the study and methodology

«**Common Contours**» – is a special research project by Rating Group about Ukraine in the European context. Its **goal** is to help the Ukrainian public, experts, and partners identify the shared sociocultural and political contours between Ukraine and the EU.

This means supporting a more conscious European integration process, understanding Ukraine’s strengths as well as its challenges. To achieve this, we mirror survey questions and compare data from our own public opinion polls in Ukraine with findings from surveys conducted in EU member states, EU candidate countries, and other European countries.

In this edition, we compare data from our own study with findings from Eurobarometer – the series of official EU public opinion surveys conducted by the European Commission and the European Parliament. Eurobarometer data belong directly to the EU, and we are grateful for the open access provided to them.

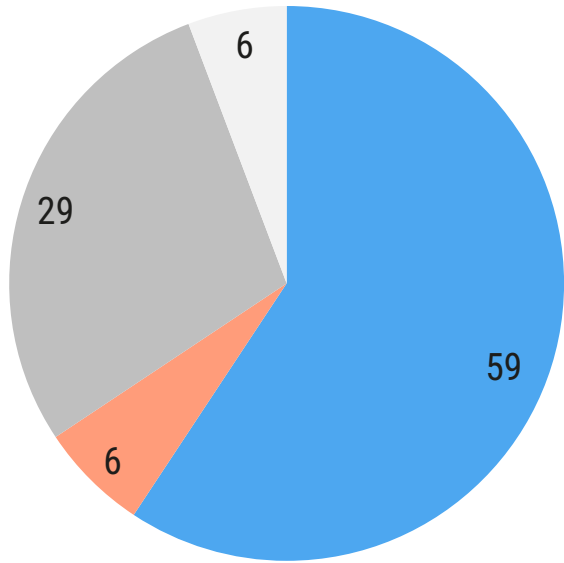
- *Methodology:* **CATI** (Computer-Assisted Telephone Interviewing) – telephone interviews conducted with the use of computer-assisted software, based on a random sample of mobile phone numbers.
- *Target audience:* the population of Ukraine aged 18 and older in all regions of the country, except for temporarily occupied territories and territories where Ukrainian mobile communication was unavailable at the time of the survey. The results were weighted using the latest data from the State Statistics Service of Ukraine.
- *Sample size:* 1,000 respondents
- *Margin of error with a confidence level of 0.95:* not exceeding 3.1%
- *Fieldwork period:* April 15–17, 2026
- The survey data collected in Ukraine (Rating Group) are compared with data from the 27 EU member states, EU candidate countries, and other European countries from the Standard Eurobarometer 103 (March–April 2025) and 104 (October–November 2025) surveys. The questionnaire mirrors the questions used in these surveys.





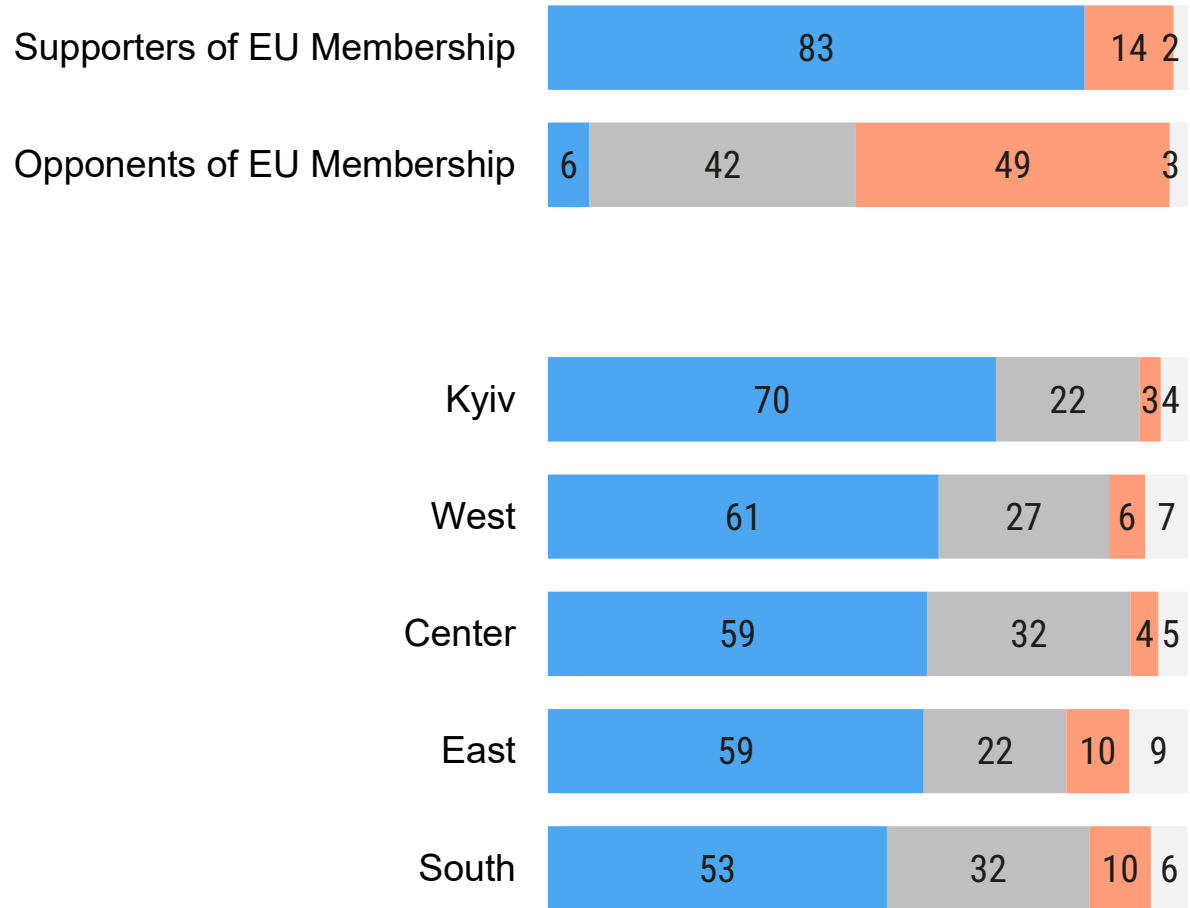
EU MEMBERSHIP

Overall, in your opinion, Ukraine's membership in the European Union would be...



- Good
- Bad
- Neither good nor bad
- Don't know

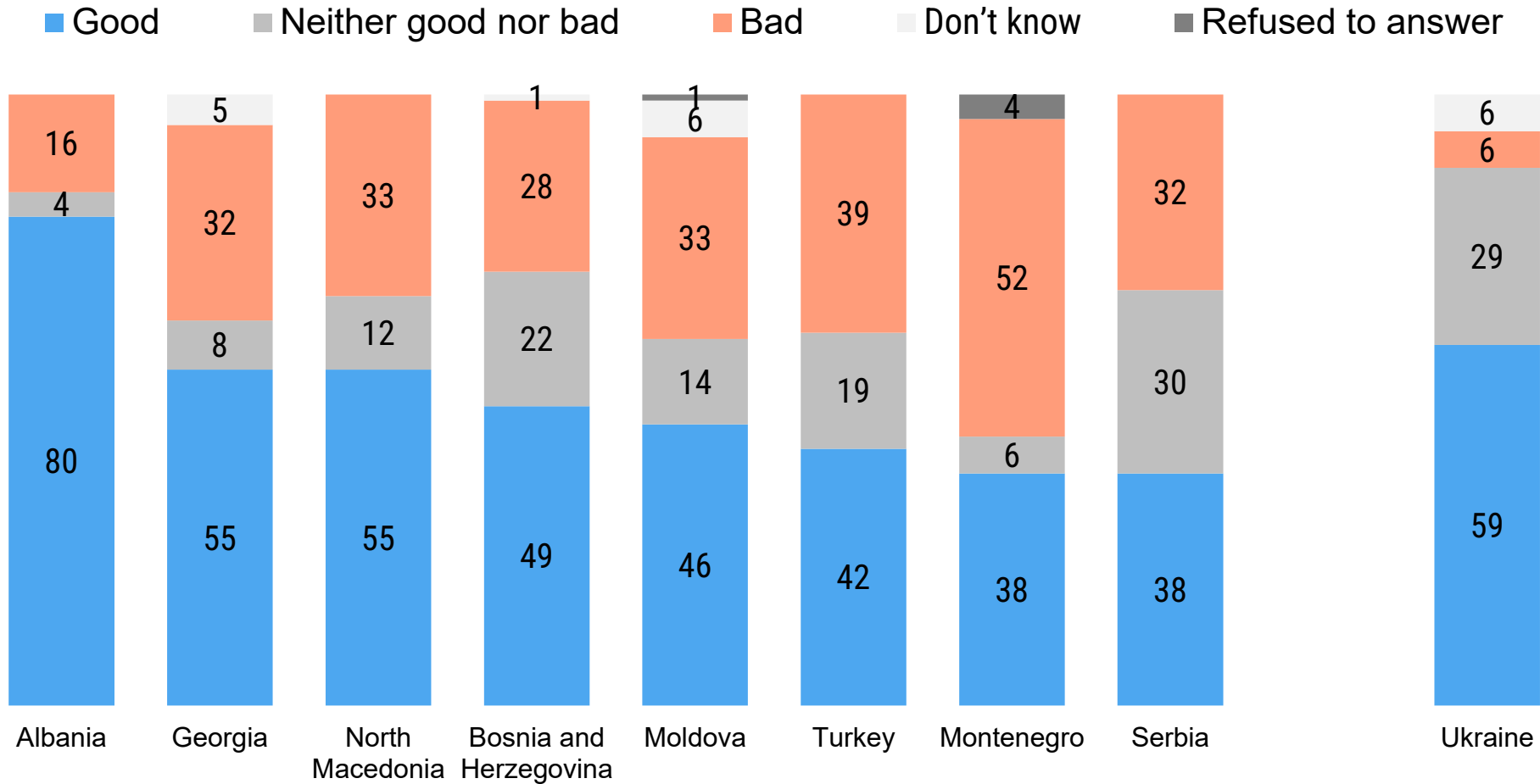
© Rating Group | All rights reserved



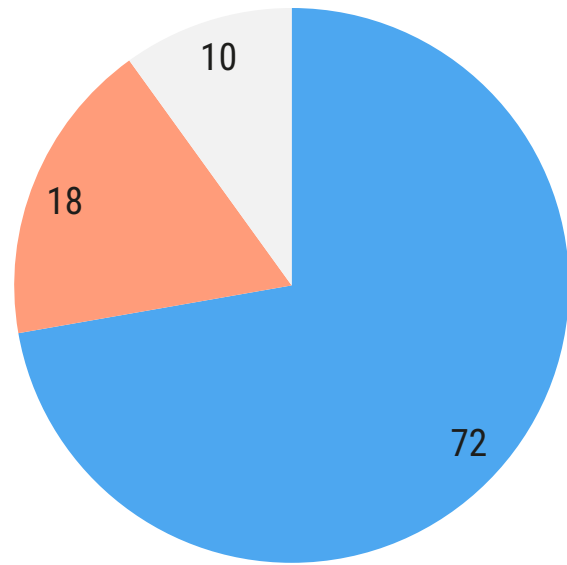
Would EU Membership be a good or bad thing for the country?

Comparison with Standard Eurobarometer 104 Data (October–November 2025)

© Rating Group | All rights reserved

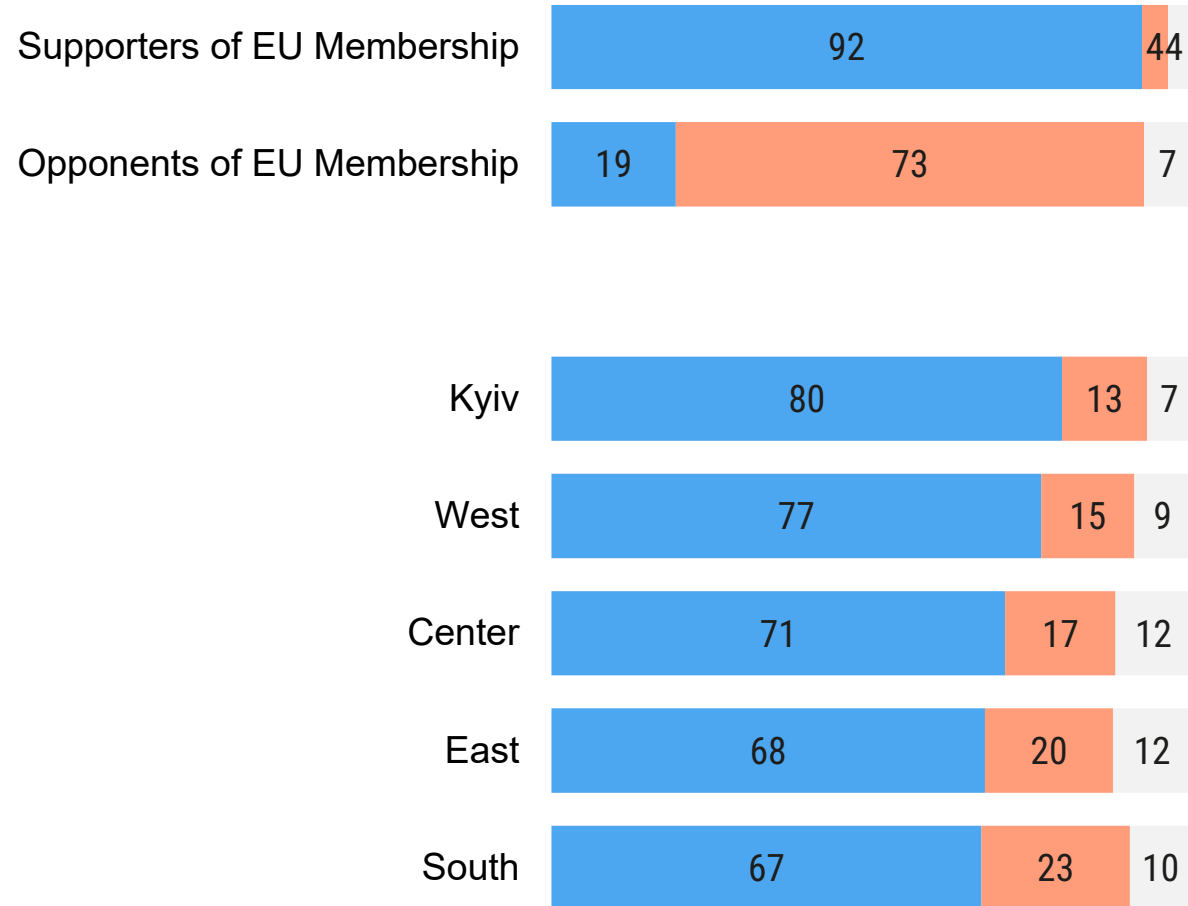


Taking everything into account, would Ukraine overall benefit from membership in the European Union or not?



- Would benefit
- Would not benefit
- Don't know

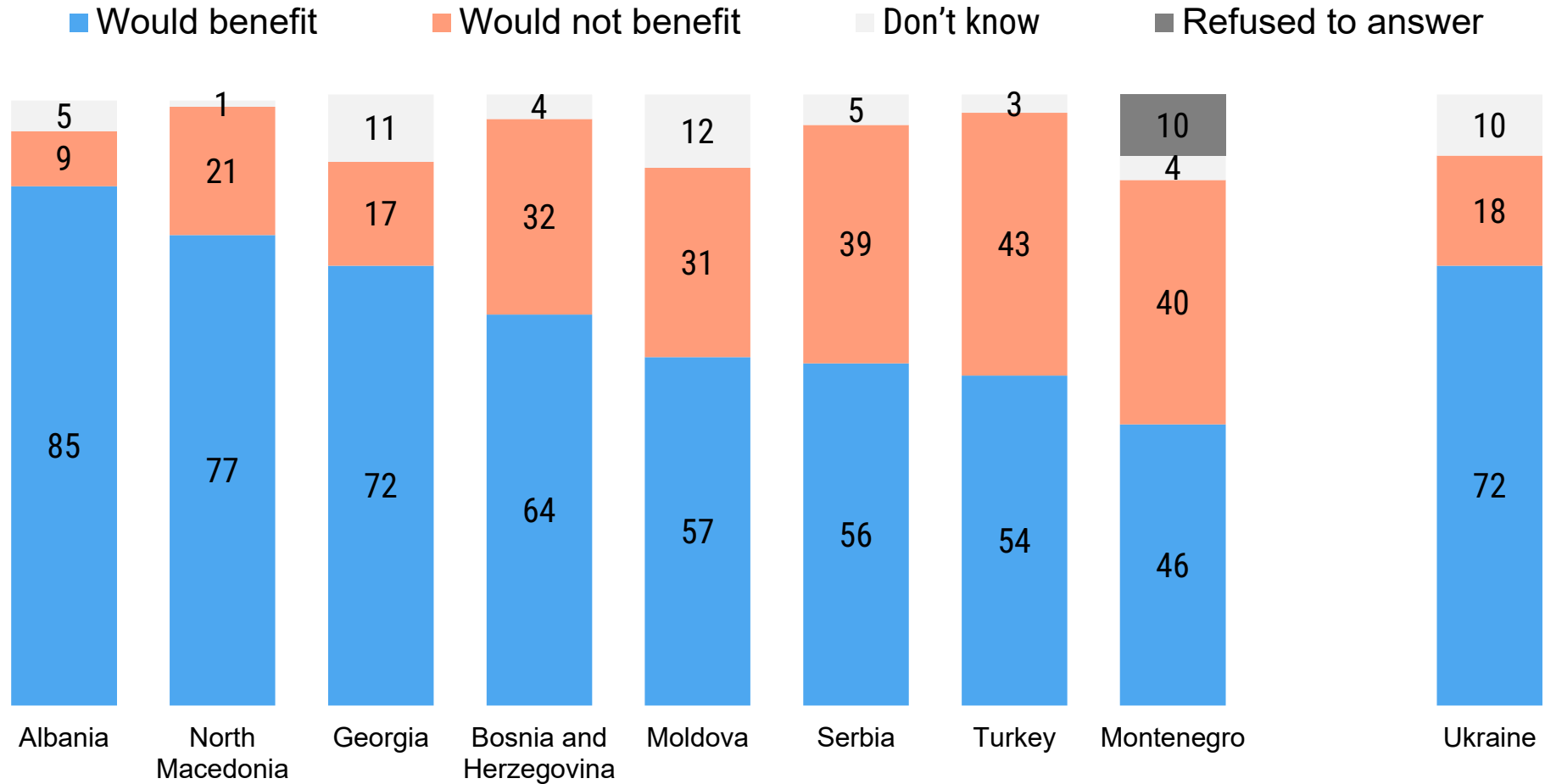
© Rating Group | All rights reserved



Would the country benefit from EU Membership or not?

Comparison with Standard Eurobarometer 104 Data (October–November 2025)

© Rating Group | All rights reserved

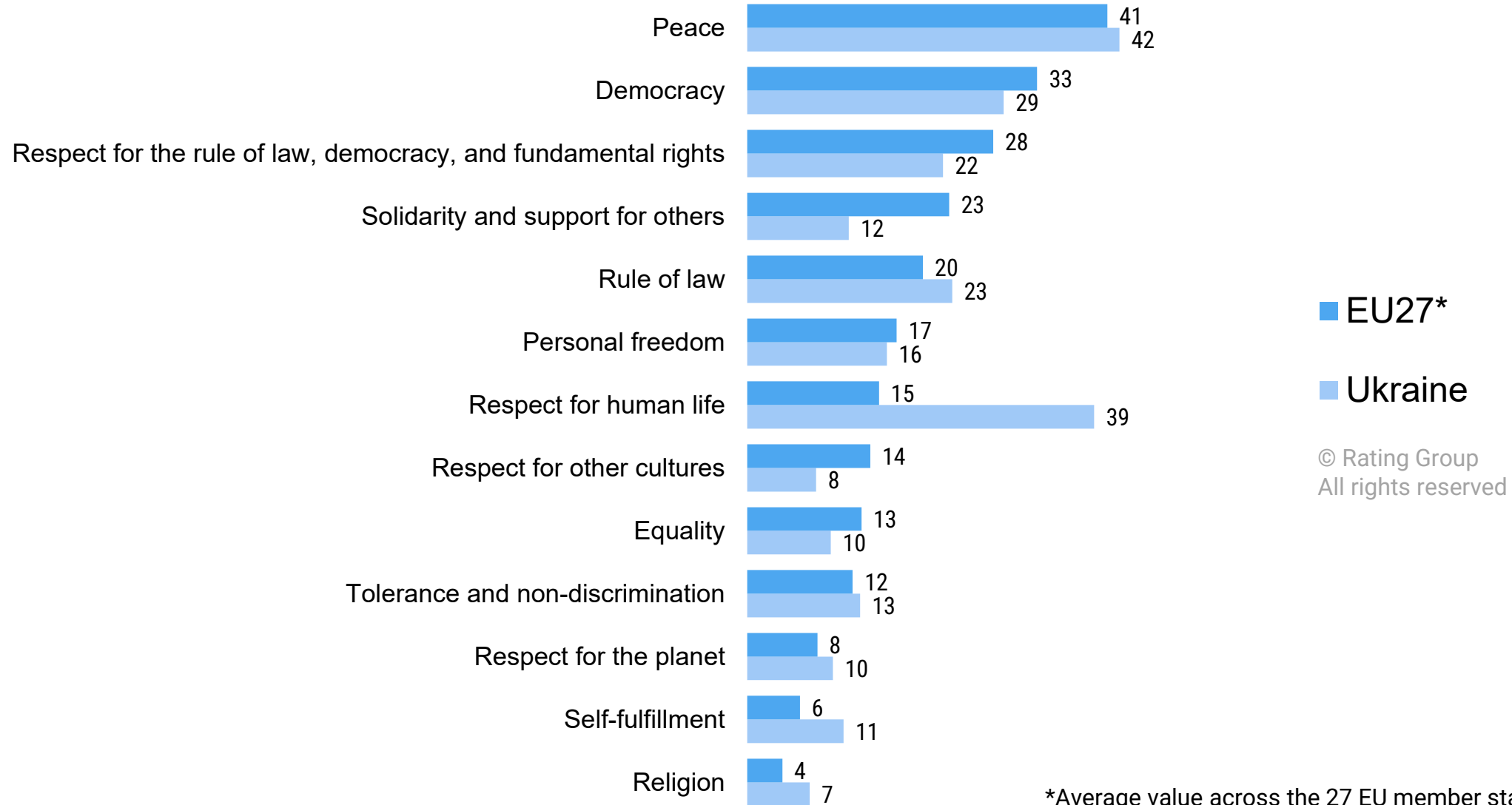




EU VALUES

Which of these values best represent the EU?

Comparison with Standard Eurobarometer 103 Data (March–April 2025)



*Average value across the 27 EU member states

Which of these values best represent the EU?

© Rating Group | All rights reserved

	Finland	Spain	Ireland	Luxembourg	Netherlands	Sweden	Germany	Portugal	Austria	Denmark	Belgium	Bulgaria	Czechia	Cyprus	France	Malta	Slovenia	Latvia	Greece	Estonia	Italy	Slovakia	Croatia	Romania	Lithuania	Poland	Hungary	EU27*	Ukraine
Peace	43	28	35	45	47	50	51	38	37	39	38	41	35	36	45	31	48	34	54	36	39	38	41	31	44	38	32	41	42
Democracy	44	31	31	35	39	48	37	33	31	49	39	28	29	31	28	32	30	29	35	29	34	28	21	26	33	35	26	33	29
Respect for the rule of law, democracy, and fundamental rights	49	25	30	22	46	54	34	24	29	43	30	24	24	23	23	29	25	27	20	27	26	35	36	19	20	18	27	28	22
Solidarity and support for others	12	21	23	23	30	23	30	32	28	25	21	24	23	17	18	23	23	20	27	19	19	27	37	25	26	20	17	23	12
Rule of law	36	26	26	25	24	24	23	23	22	22	21	21	21	20	20	20	19	18	17	16	16	15	13	13	11	11	10	20	23
Personal freedom	14	14	17	18	12	16	16	10	24	9	18	19	18	23	14	17	17	22	23	14	24	17	22	15	25	15	28	17	16
Respect for human life	13	18	22	19	11	14	13	21	17	13	18	16	12	16	13	19	21	17	23	14	20	15	18	12	16	13	18	15	39
Respect for other cultures	9	15	17	15	12	7	15	17	12	13	15	14	12	13	16	14	13	13	12	16	17	11	17	12	17	8	17	14	8
Equality	17	15	17	15	15	7	7	20	14	17	15	6	10	19	12	20	15	13	11	9	13	9	16	17	7	20	16	13	10
Tolerance and non-discrimination	6	9	10	16	8	6	10	17	12	8	8	16	11	7	12	15	9	9	13	15	15	14	18	15	17	11	18	12	13
Respect for the planet	7	7	11	7	11	8	3	12	9	11	9	5	8	12	13	6	7	6	7	9	11	6	5	8	5	5	6	8	10
Self-fulfillment	4	3	5	4	3	3	5	8	8	1	6	9	5	3	5	5	2	5	8	6	9	9	7	12	4	4	8	6	11
Religion	2	3	4	5	5	1	3	2	6	2	5	7	3	11	4	5	3	3	6	4	6	6	7	12	4	2	5	4	7

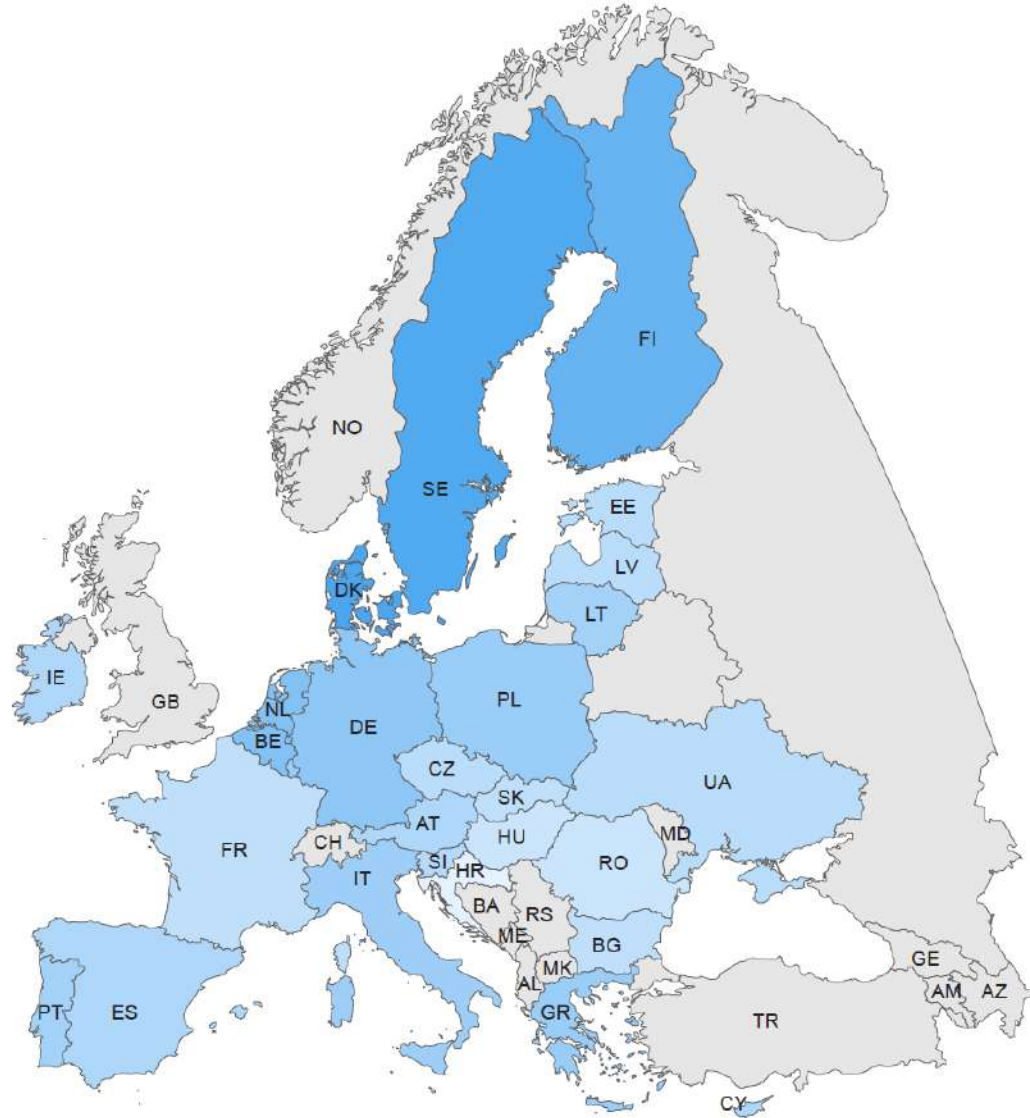
Democracy as the value that best represents the EU

Comparison with Standard Eurobarometer 103 Data (March–April 2025)

Highest selected by 49%



Lowest selected by 21%



© Rating Group
All rights reserved

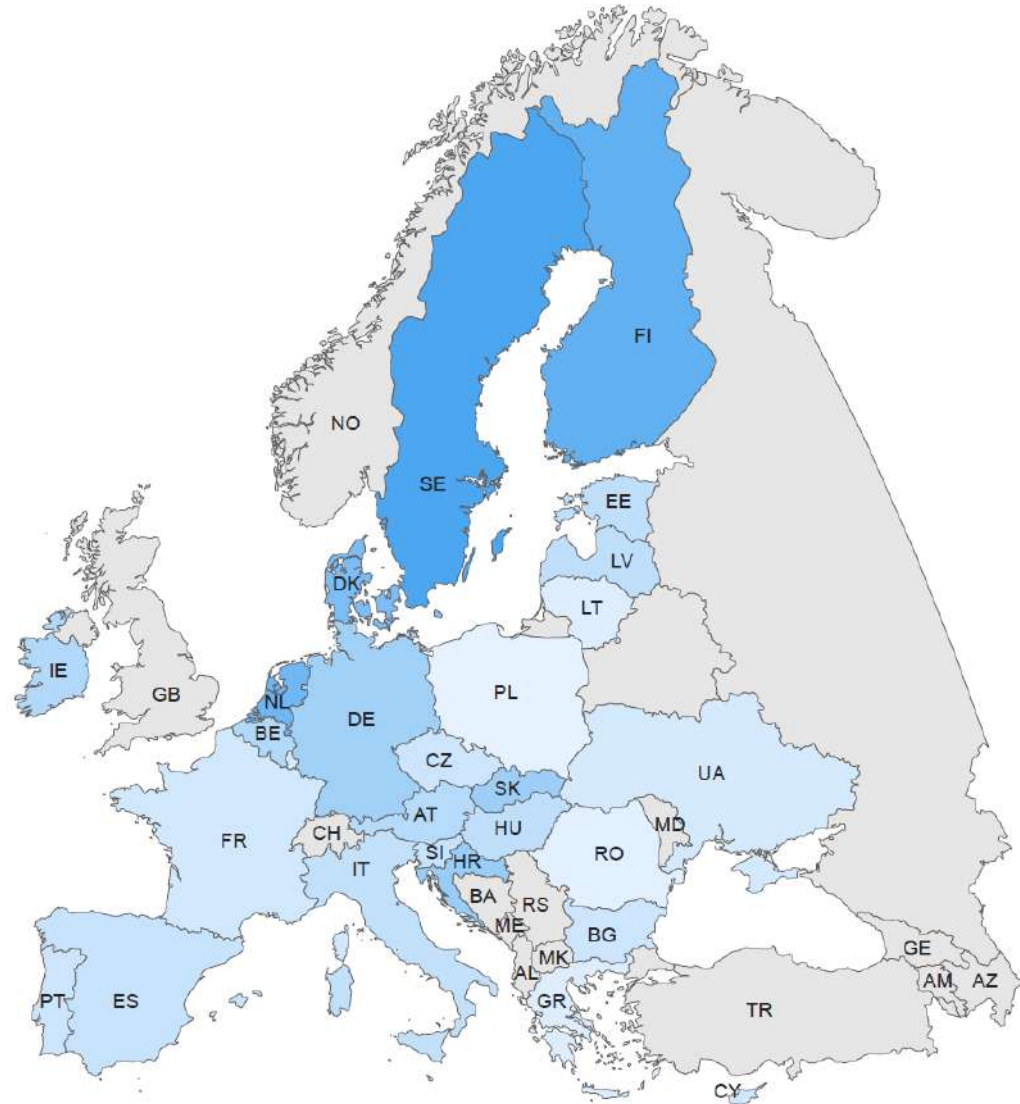
Respect for the rule of law, democracy, and fundamental rights as the value that best represents the EU

Comparison with Standard Eurobarometer 103 Data (March–April 2025)

Highest selected by 54%



Lowest selected by 18%



© Rating Group
All rights reserved

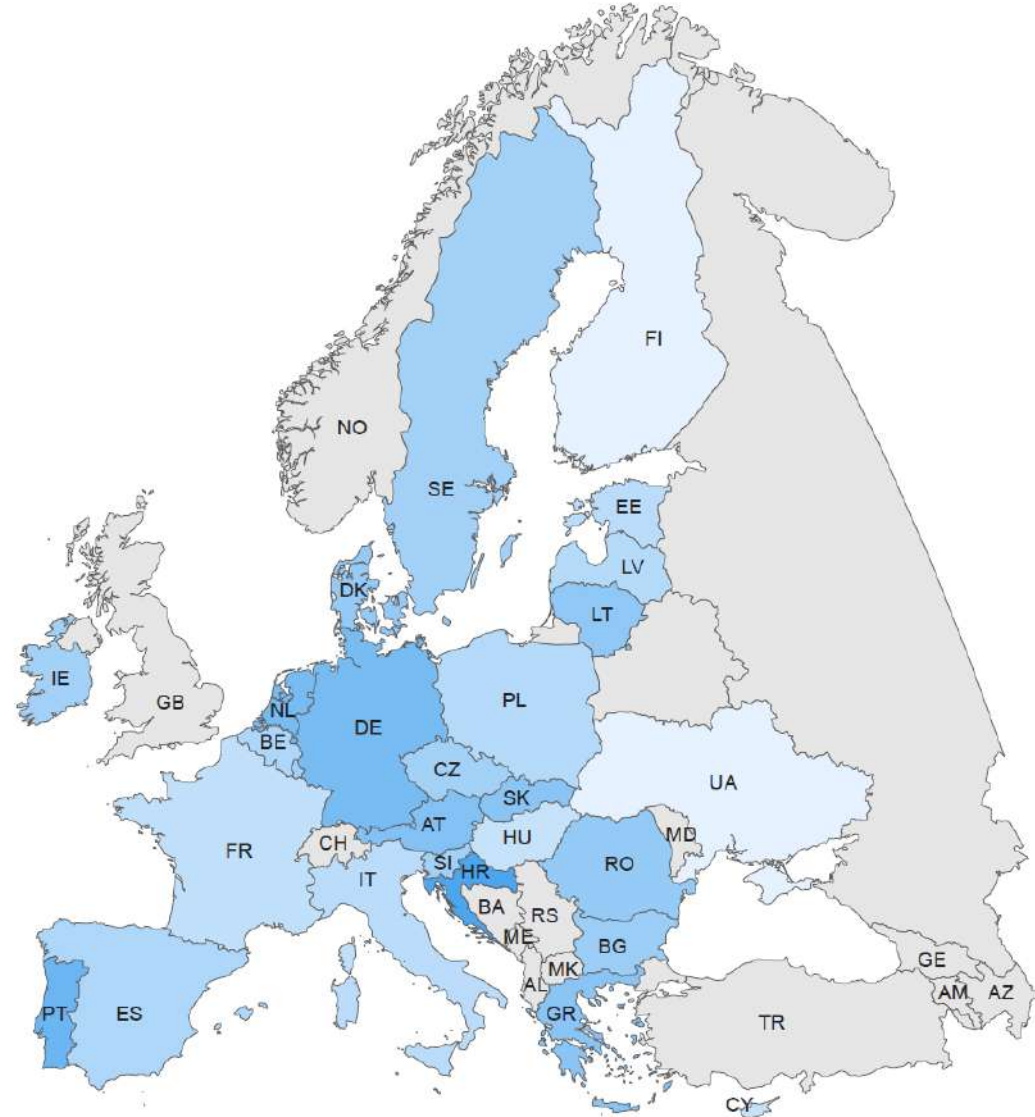
Solidarity and support for others as the value that best represents the EU

Comparison with Standard Eurobarometer 103 Data (March–April 2025)

Highest selected by 37%



Lowest selected by 12%



© Rating Group
All rights reserved

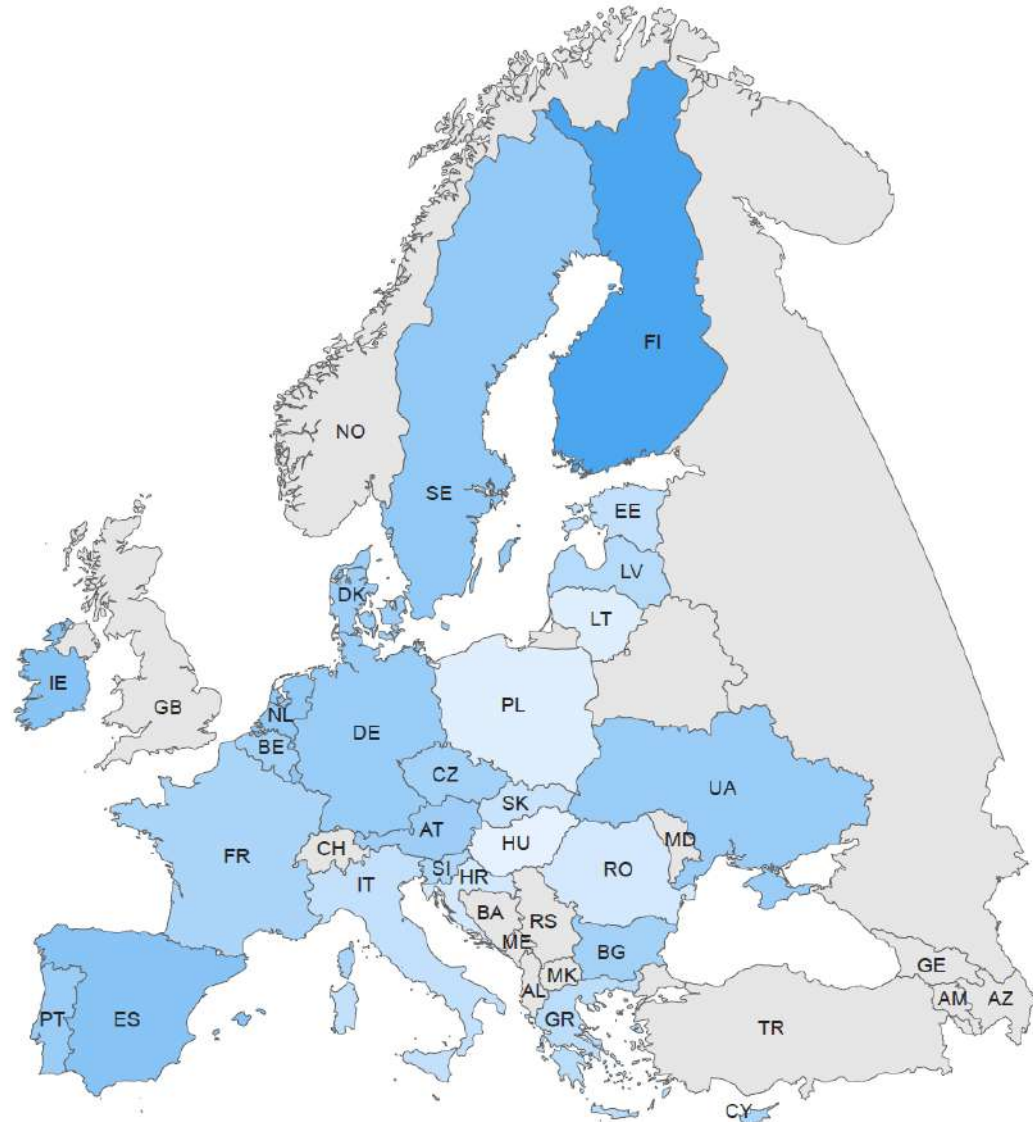
Rule of law as the value that best represents the EU

Comparison with Standard Eurobarometer 103 Data (March–April 2025)

Highest selected by 36%



Lowest selected by 10%



© Rating Group
All rights reserved

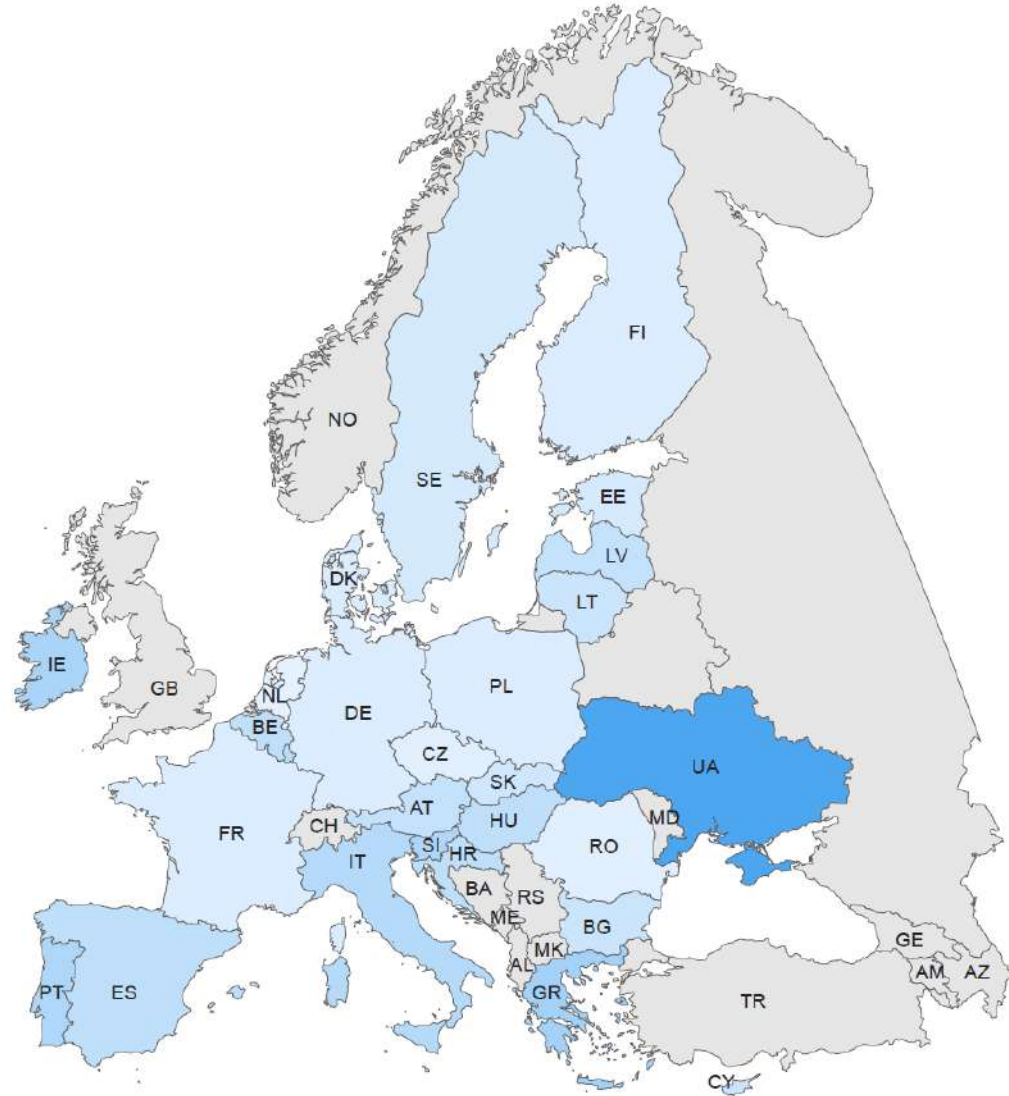
Respect for human life as the value that best represents the EU

Comparison with Standard Eurobarometer 103 Data (March–April 2025)

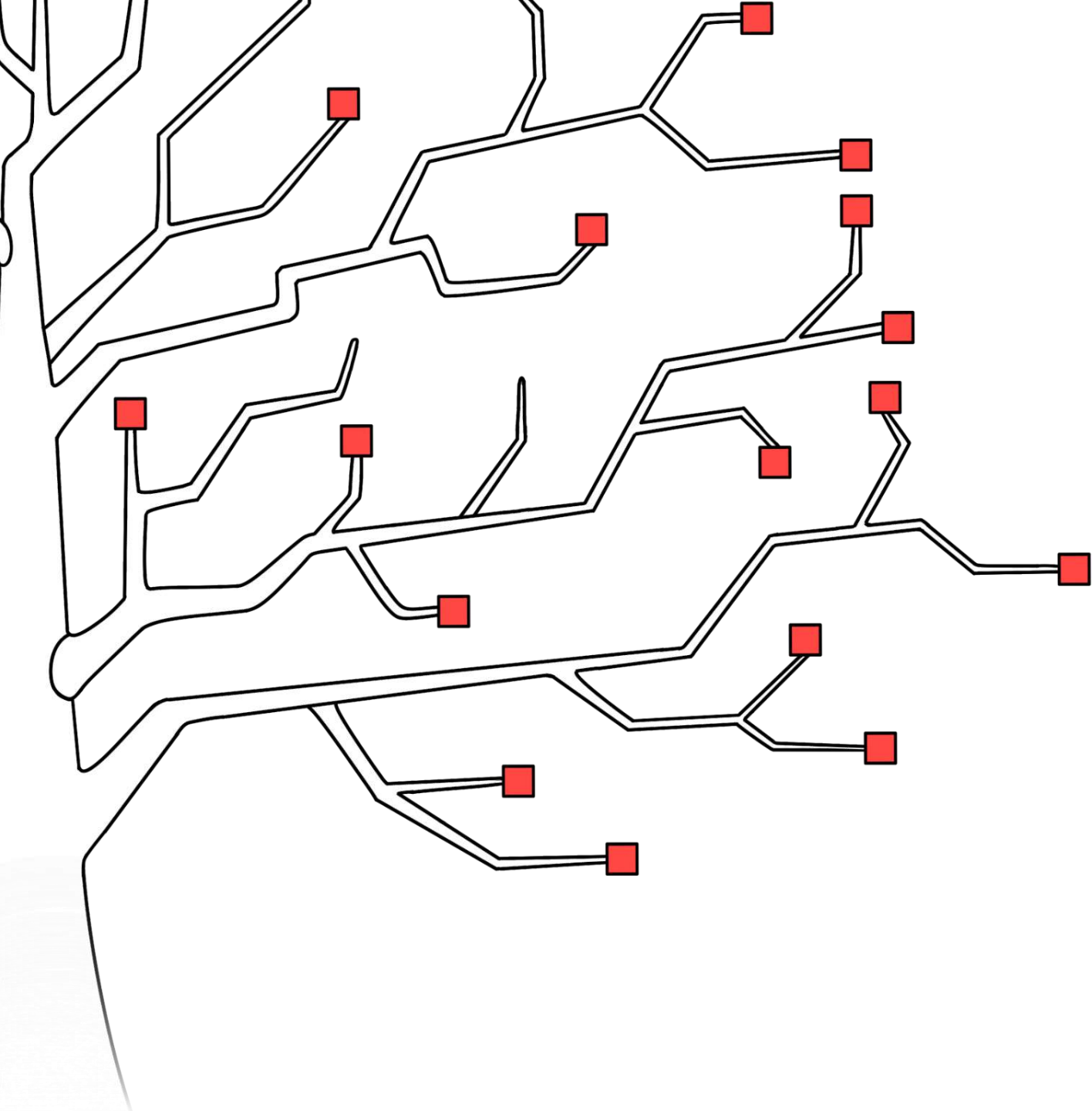
Highest selected by 39%



Lowest selected by 11%



© Rating Group
All rights reserved



Rating Group

01010, 20 Esplanadna St., Kyiv

ratinggroup.ua

info@ratinggroup.ua

