

How concerned are we that AI will replace human jobs?




End of Year 2025, a global study
by Gallup International. Issue 5

61 countries
60,458 respondents

Methodology

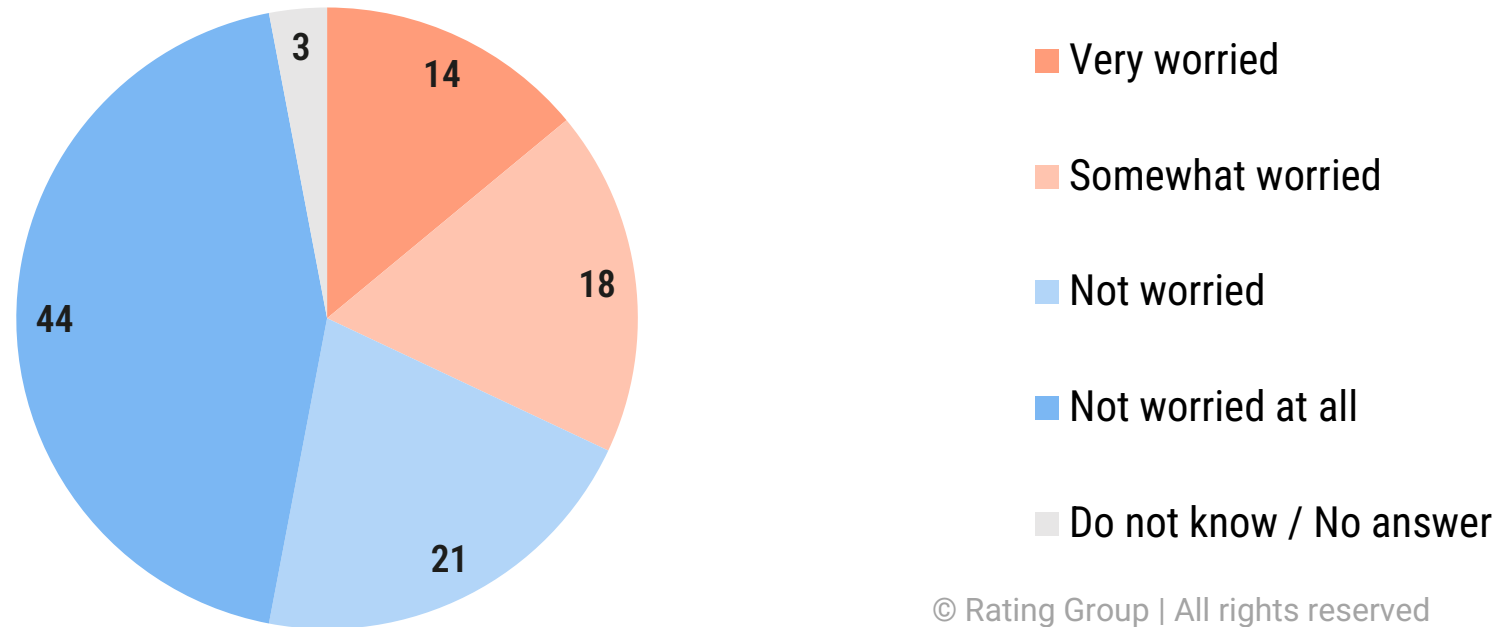
- *Audience:* the population of Ukraine aged 18 and older in all regions except the temporarily occupied territories, as well as territories where Ukrainian mobile communication was unavailable at the time of the survey. The results were weighted using the latest data from the State Statistics Service of Ukraine.
- *Sample size:* 1,000 respondents
- The margin of error of the study with a confidence probability of 0.95 does not exceed 3.1%.
- *Fieldwork period:* November 11–14, 2025
- The study was conducted by Rating Group on behalf of Gallup International Association.



Survey method: CATI
(Computer-Assisted Telephone Interview) – telephone interviews conducted using a computer system, based on a random sample of mobile phone numbers.

Are you worried that AI may replace your job?

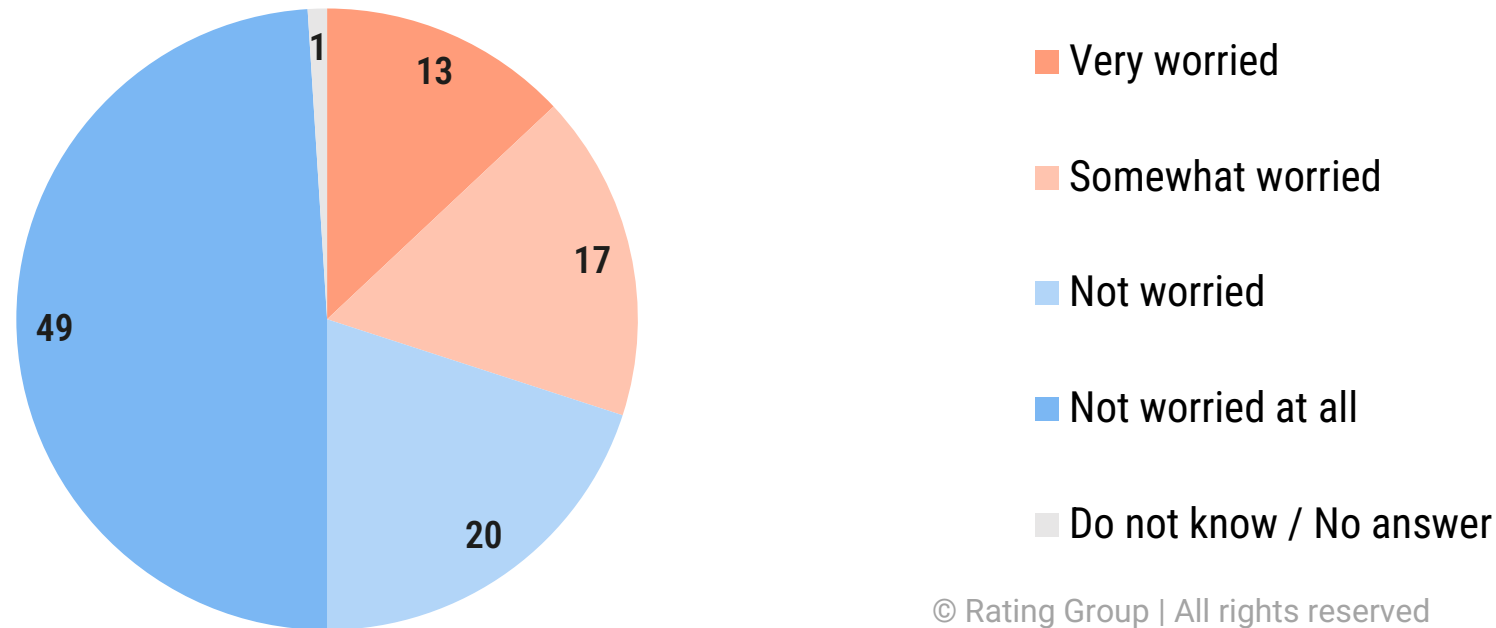
Among the total population (including those who are unemployed, retired, etc.)



© Rating Group | All rights reserved

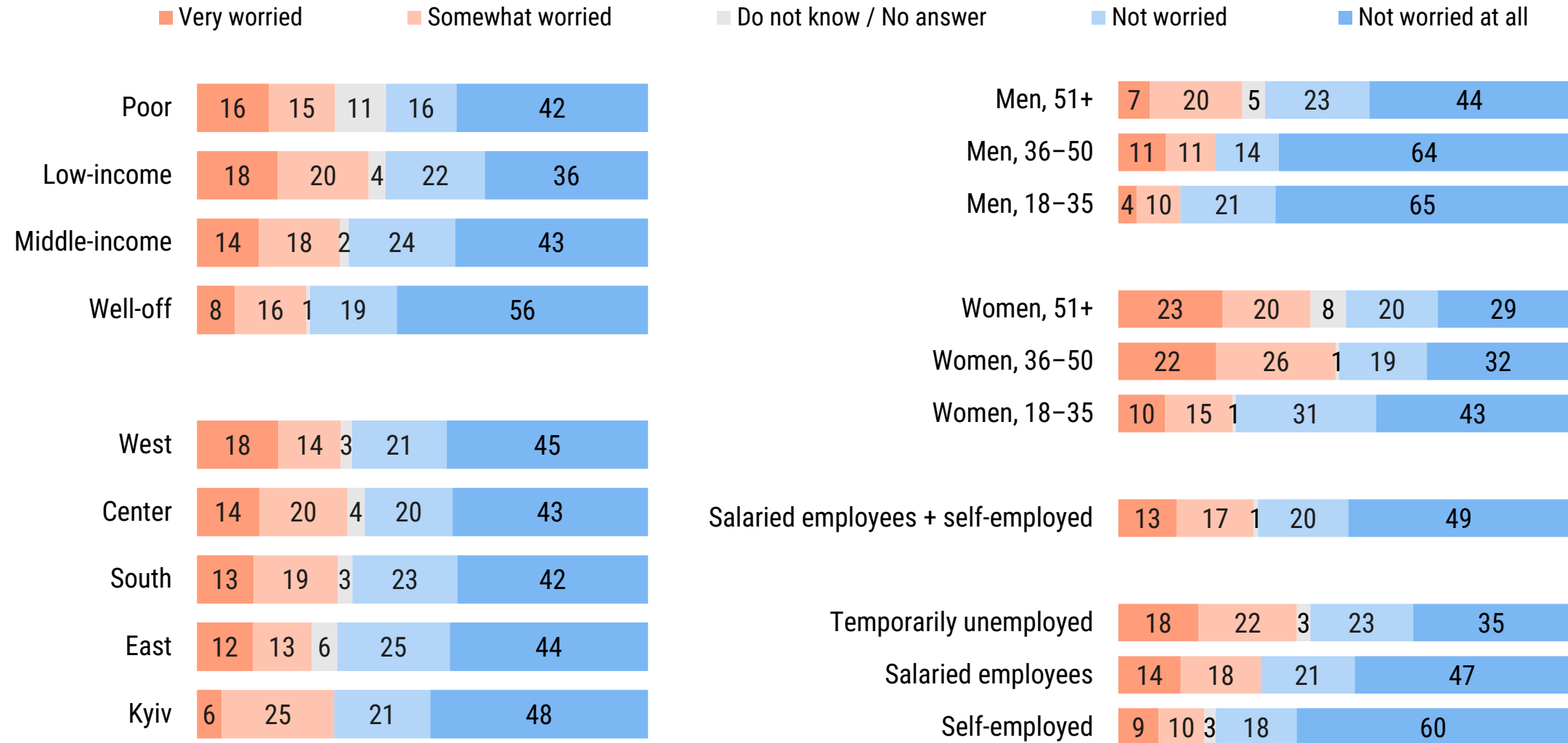
Are you worried that AI may replace your job?

Responses of those who are employed (either salaried employees or self-employed)



Are you worried that AI may replace your job?

© Rating Group | All rights reserved



Are you worried that AI may replace your job?

European countries: responses of those who are employed

© Rating Group | All rights reserved


	Very worried	Somewhat worried	Not worried	Not worried at all	DK / NA	Balance
Sweden	3%	16%	36%	42%	4%	-58%
Denmark	4%	17%	35%	41%	3%	-56%
Norway	2%	19%	40%	37%	2%	-56%
Estonia	5%	18%	46%	28%	3%	-51%
Finland	7%	20%	46%	26%	1%	-45%
Latvia	6%	20%	41%	30%	3%	-45%
Croatia	5%	20%	44%	26%	4%	-44%
Germany	7%	21%	37%	31%	3%	-41%
Netherlands	7%	20%	35%	32%	6%	-40%
Ukraine	13%	17%	20%	49%	1%	-39%
Switzerland	7%	23%	41%	27%	2%	-38%
Lithuania	5%	24%	44%	22%	5%	-37%
Azerbaijan	3%	27%	47%	19%	4%	-36%
Austria	8%	23%	30%	33%	6%	-33%
Bosnia and Herzegovina	10%	24%	17%	49%	0%	-31%
Poland	8%	22%	39%	21%	9%	-30%
Czech Republic	9%	25%	31%	28%	6%	-25%
Bulgaria	10%	26%	30%	28%	6%	-22%

	Very worried	Somewhat worried	Not worried	Not worried at all	DK / NA	Balance
Slovenia	12%	26%	40%	20%	2%	-22%
Hungary	9%	29%	41%	17%	3%	-21%
France	16%	22%	25%	31%	6%	-17%
Turkey	18%	21%	15%	40%	6%	-16%
Belgium	14%	25%	32%	23%	4%	-16%
The United Kingdom	10%	29%	29%	25%	7%	-15%
The United States	13%	25%	29%	24%	9%	-14%
Moldova	23%	21%	23%	30%	4%	-10%
Spain	15%	30%	27%	26%	1%	-8%
Slovak Republic	14%	29%	33%	17%	7%	-7%
Serbia	11%	34%	29%	23%	2%	-7%
Romania	14%	32%	39%	13%	1%	-5%
Kosovo (partially recogn.)	14%	35%	29%	18%	3%	2%
Italy	17%	33%	27%	20%	4%	3%
Greece	24%	28%	21%	25%	2%	5%
Portugal	15%	38%	30%	16%	1%	6%
Georgia	29%	24%	17%	26%	4%	10%
Armenia	36%	21%	5%	35%	3%	17%

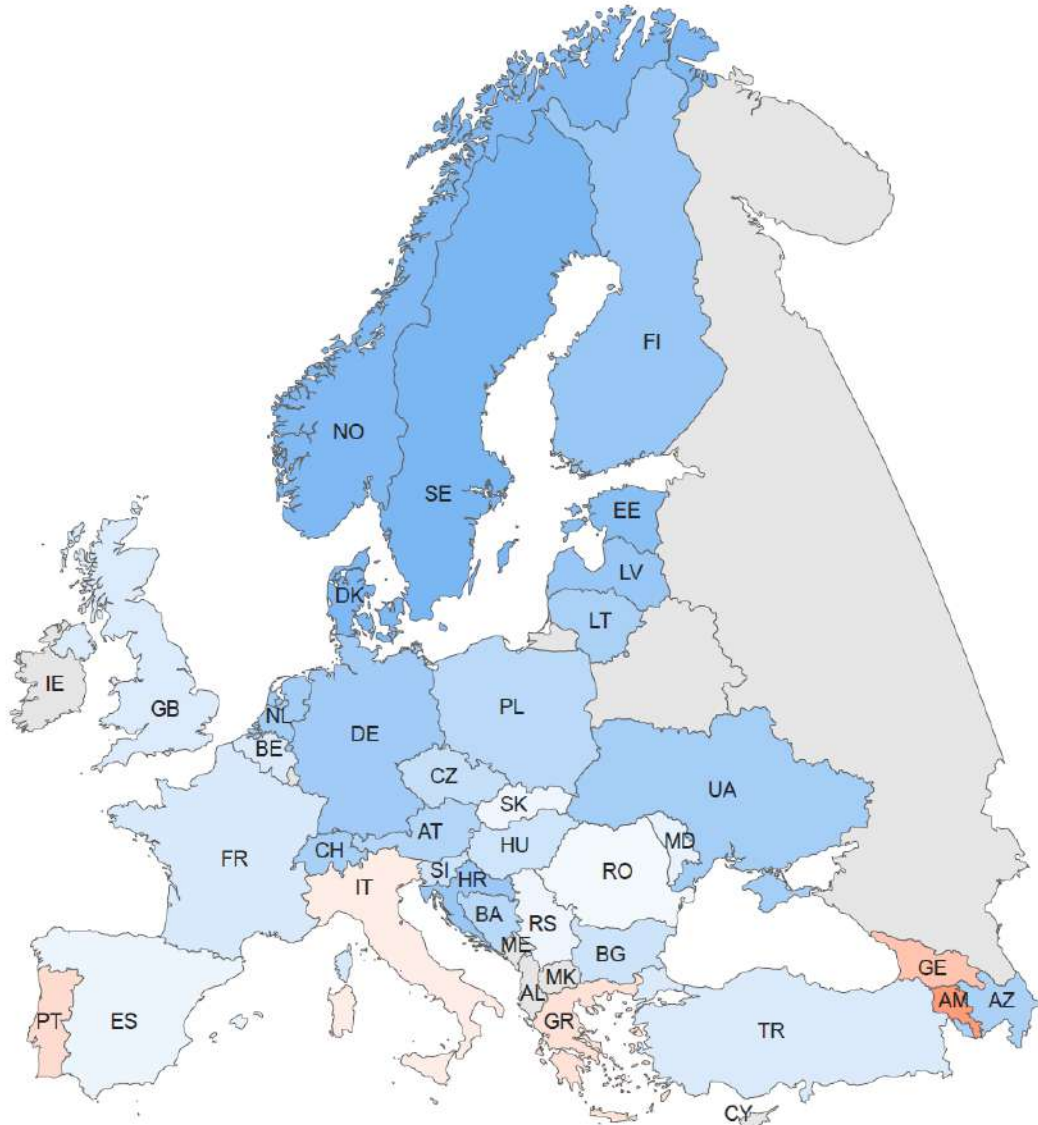
Indicator of concern that AI will replace the respondent's job (difference between those who are concerned and those who are not)

Among those who are employed

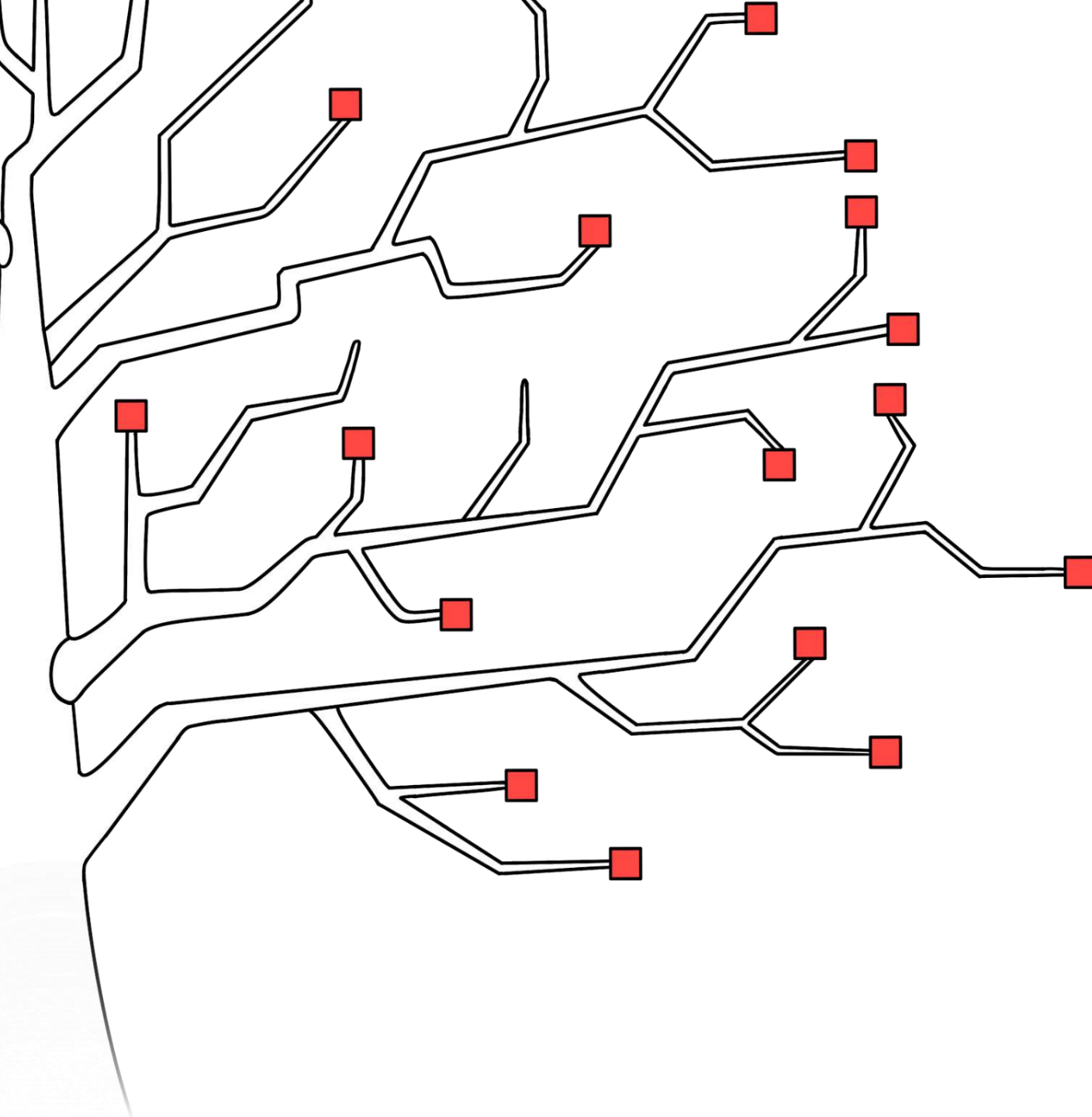
Not worried overall



Worried overall



© Rating Group
All rights reserved



Rating Group

01010, 20 Esplanadna St., Kyiv

ratinggroup.ua

info@ratinggroup.ua

