

NATIONAL SURVEY OF UKRAINE

June 2026



A PROJECT OF THE INTERNATIONAL REPUBLICAN INSTITUTE

Detailed Methodology

- The survey was conducted on behalf of the [Center for Insights in Survey Research \(CISR\)](#) of the International Republican Institute (IRI) by the Sociological Group “Rating.”
- The survey was conducted throughout Ukraine (except for the occupied territories of Crimea and Donbas) from May 30 until June 3, 2026 through computer-assisted telephone interviews (CATI) based on a random sample of mobile telephone numbers.
- The total sample consists of n=2,404 Ukrainians aged 18 and older, currently located in Ukraine.
- The survey data obtained was weighted by macro-region and type of settlement in which a person lived before the full-scale invasion, and age group using data by the State Statistics Service of Ukraine as of January 1, 2022. Unlike its polls in Ukraine between 2022-2025, IRI used macro-regions rather than the oblast distribution for weighting because 2022 oblast-level parameters are expected to be less accurate in the post-invasion environment.
- Mobile numbers were generated randomly by special software using 12 codes of the three largest mobile operators in Ukraine: KYIVSTAR, VODAFONE Ukraine and LIFECCELL. Each randomly generated number package includes an equal quantity of each code (050, 063, 066, 067, 068, 073, 093, 095, 096, 097, 098, 099).
- The midrange margin of error under a simple random sampling assumption is ± 2.0 points at the 95% interval. However, due to the uncertain degree of variance between the current de facto population and the latest available population statistics (January 1, 2022), this margin of error may be underestimated.
- The response rate was 8 percent.
- Charts and graphs may not add up to 100 percent due to rounding.

Frequently Cited Disaggregates*

Disaggregate	Category	Base
Region**	West (Chernivtsi, Ivano-Frankivsk, Khmelnytsky, Lviv, Rivne, Ternopil, Volyn, Zakarpattia)	n= 719
	Center (Cherkasy, Chernihiv, Kirovohrad, Kyiv oblast, Kyiv city, Poltava, Sumy, Vinnytsia, Zhytomyr)	n= 940
	South (Dnipro, Kherson, Mykolayiv, Odesa, Zaporizhzhia)	n= 561
	East (Donetsk, Kharkiv, Luhansk)	n= 183
Age Groups (3)	18-35	n= 696
	36-50	n= 655
	51+	n= 1,053
Income Groups†	Very poor	n= 396
	Poor	n= 524
	Low income	n= 616
	Middle income	n= 452
	High income	n= 381
Gender	Male	n= 1,130
	Female	n= 1,274

*Cited bases are weighted. Margin of error will vary with sample size n.

**Unlike IRI polls prior to 2025, this analysis bases the regional disaggregate on respondents' current oblast of residence rather the oblast of residence as of February 2022 to better reflect the current population distribution. The coverage for each region varies based on current frontlines and includes only areas that under Ukrainian control at time of fieldwork..

† Respondents were asked “Which of the following best describes your financial situation?” The possible answers presented were 1. “We need to save money for food” (Very poor); 2. “We have enough money for food, but we need to save or borrow money to buy clothes” (Poor); 3. “We have enough money for food and necessary clothing, but we need to save money for other purchases like a good suit or a mobile phone” (Low income); 4. “We have enough money for food, clothing, and other purchases, but we need to save money for purchasing more expensive things” (Middle income); 5. “We have enough money for food, clothes, and expensive purchases, but we need to save money for purchases like a car or an apartment” (High income) and 6. “We can buy anything at any time” (High income).

Most recent IRI Ukrainian polls

Poll	Fieldwork Dates	Total Sample Size
Humanitarian Issues Poll: Ukraine (CATI)	March 13-18, 2026	n = 3,000
National Survey of Ukraine (CATI)	July 22-27, 2025	n = 2,400
National Survey of Ukraine (CATI)	September 27 - October 1, 2024	n = 2,000
National Survey of Ukraine (CATI)	February 17-21, 2024	n = 2,000
National Survey of Ukraine (CATI)	September 9-12, 2023	n = 2,000
National Survey of Ukraine (CATI)	February 1-5, 2023	n = 2,000
National Survey of Ukraine (CATI)	June 27-28, 2022	n = 2,004
National Survey of Ukraine (CATI)	March 30 - April 2, 2022	n = 2,001

About the Center for Insights In Survey Research (CISR)



Research and qualitative and quantitative public opinion data is a cornerstone of IRI’s approach to programming. Our data ensures citizens’ needs are at the center of the political debate and guide our projects’ goals. To date, IRI has conducted more than 1,000 polls in over 100 countries, surveying more than 1.5 million people and measuring community attitudes on a wide range of issues.

IRI’s research approach integrates CISR’s methodological polling best practices protocol and field partner in-depth knowledge of the local research environment. This close collaboration begins at project design, with carefully calibrated sampling and instrument development, and continues throughout the entire fieldwork cycle to ensure the collection of reliable qualitative and quantitative data.

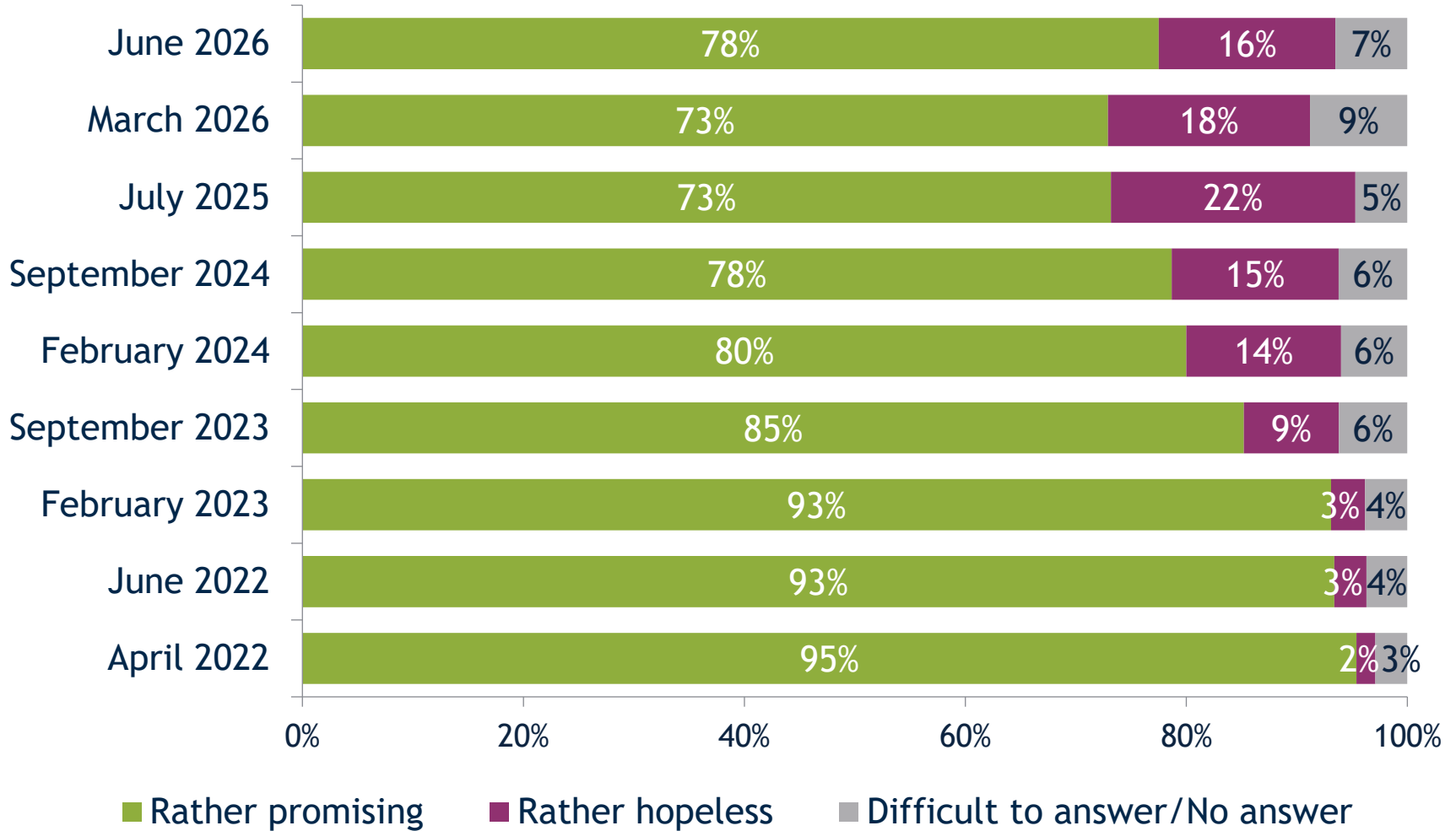


← For more of IRI’s public opinion research, see [CISR’s content](#).

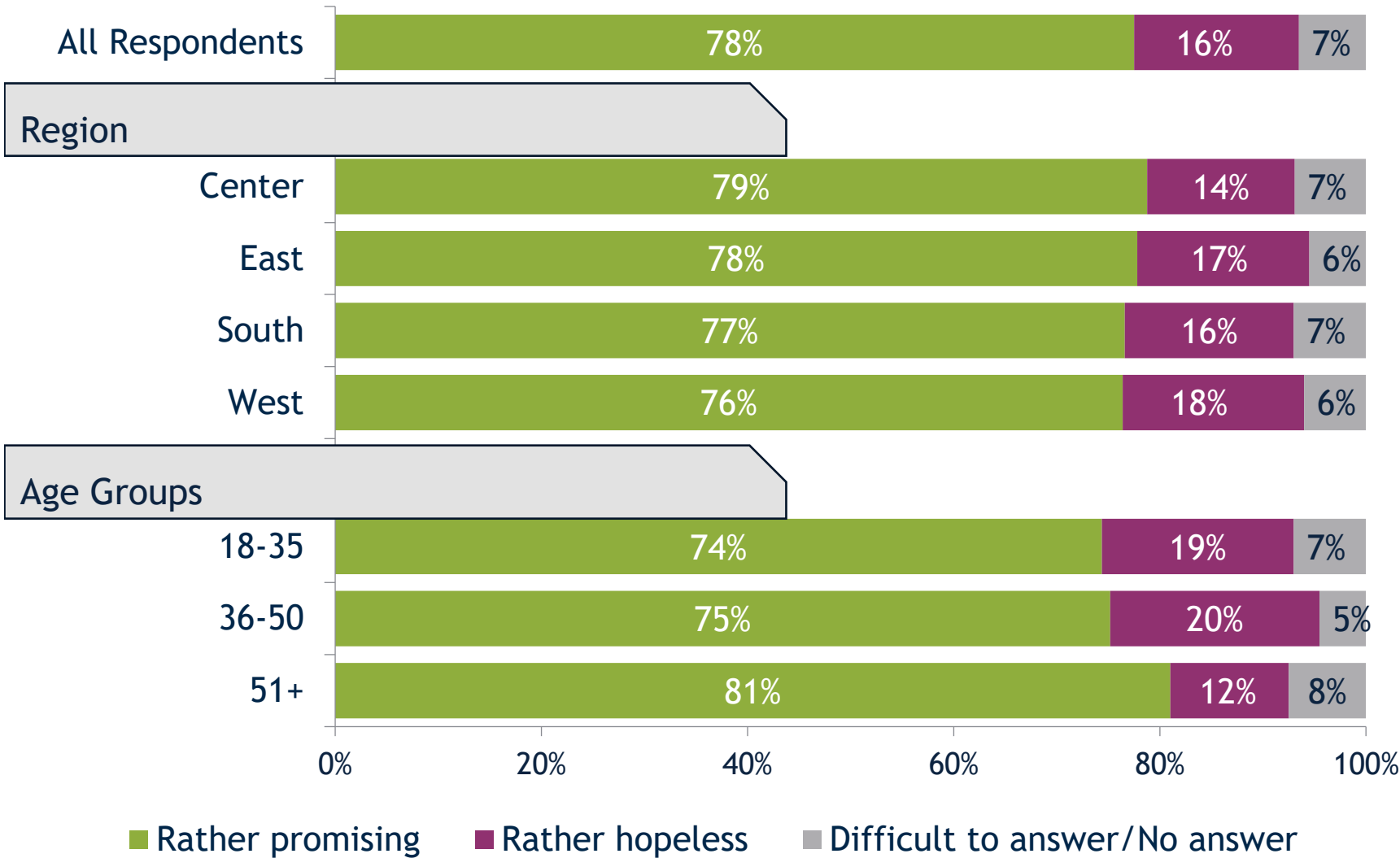
Current Events



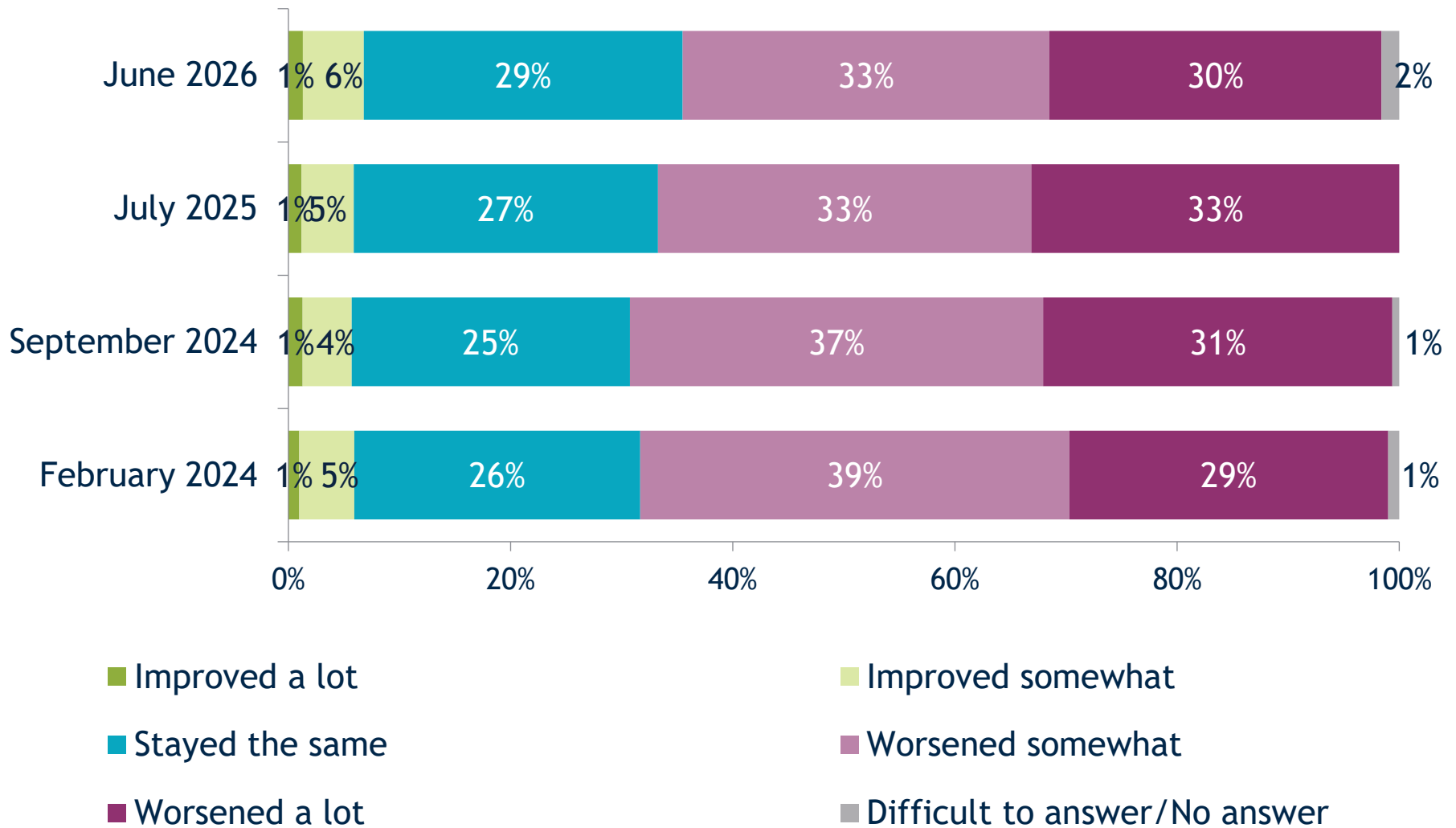
How do you see the future of Ukraine?



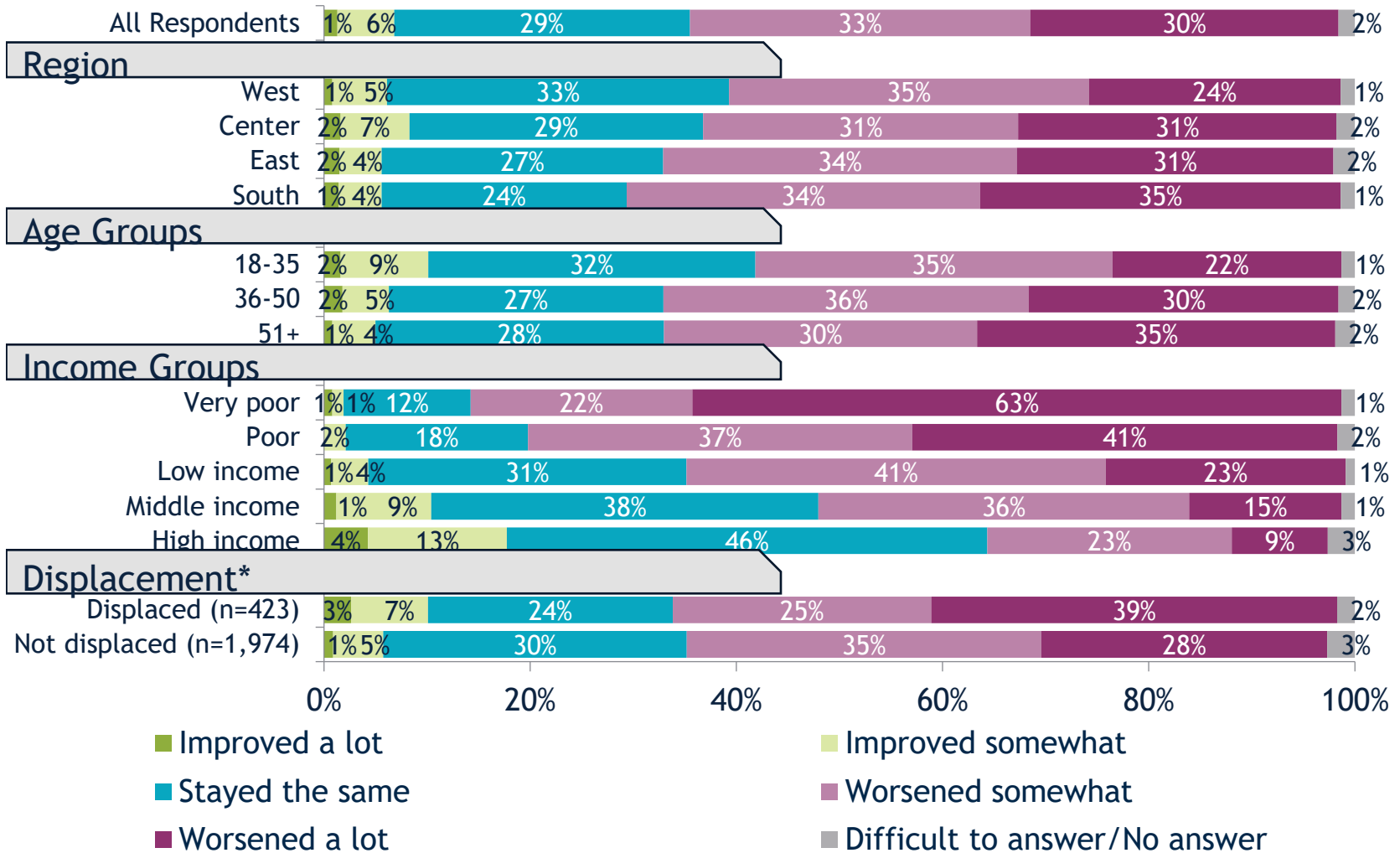
How do you see the future of Ukraine?



Compared to the period before the full-scale invasion, how has the economic situation of your household changed?



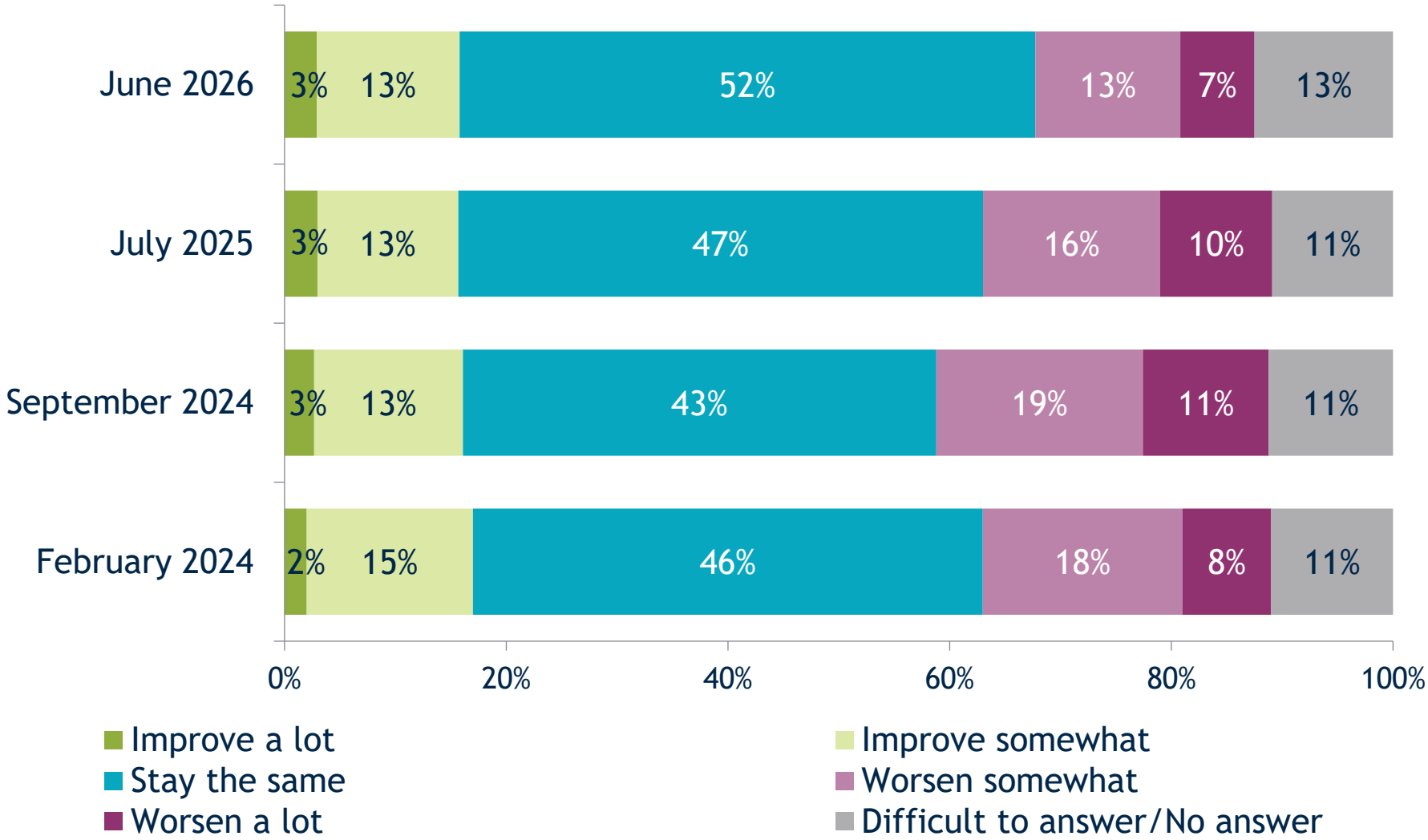
Compared to the period before the full-scale invasion, how has the economic situation of your household changed?



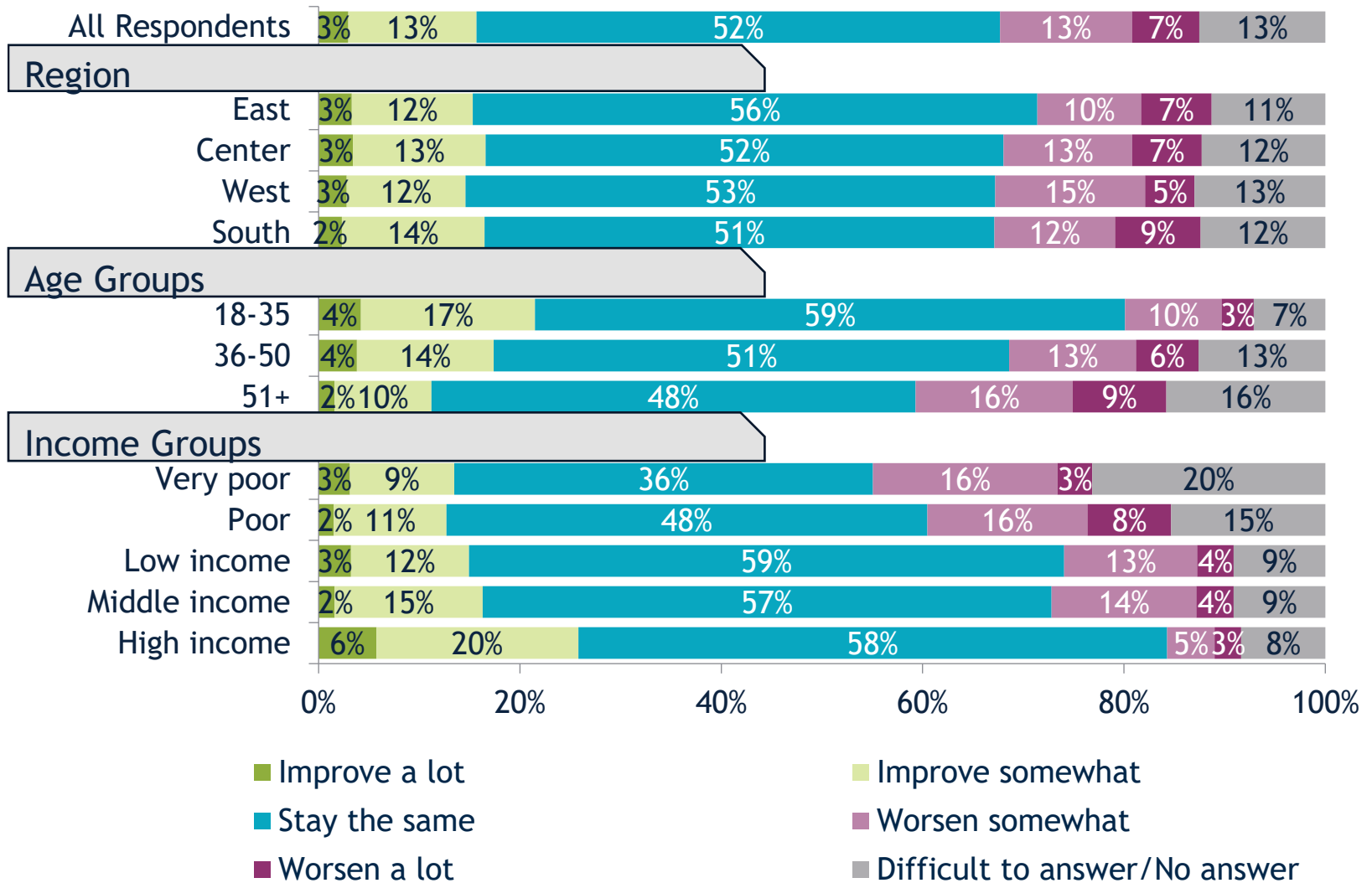
* The category “displaced” covers those who relocated to another oblast or declared that their type of settlement has changed within the same oblast since February 2022



In the next 12 months, how do you expect the economic situation of your household to change?

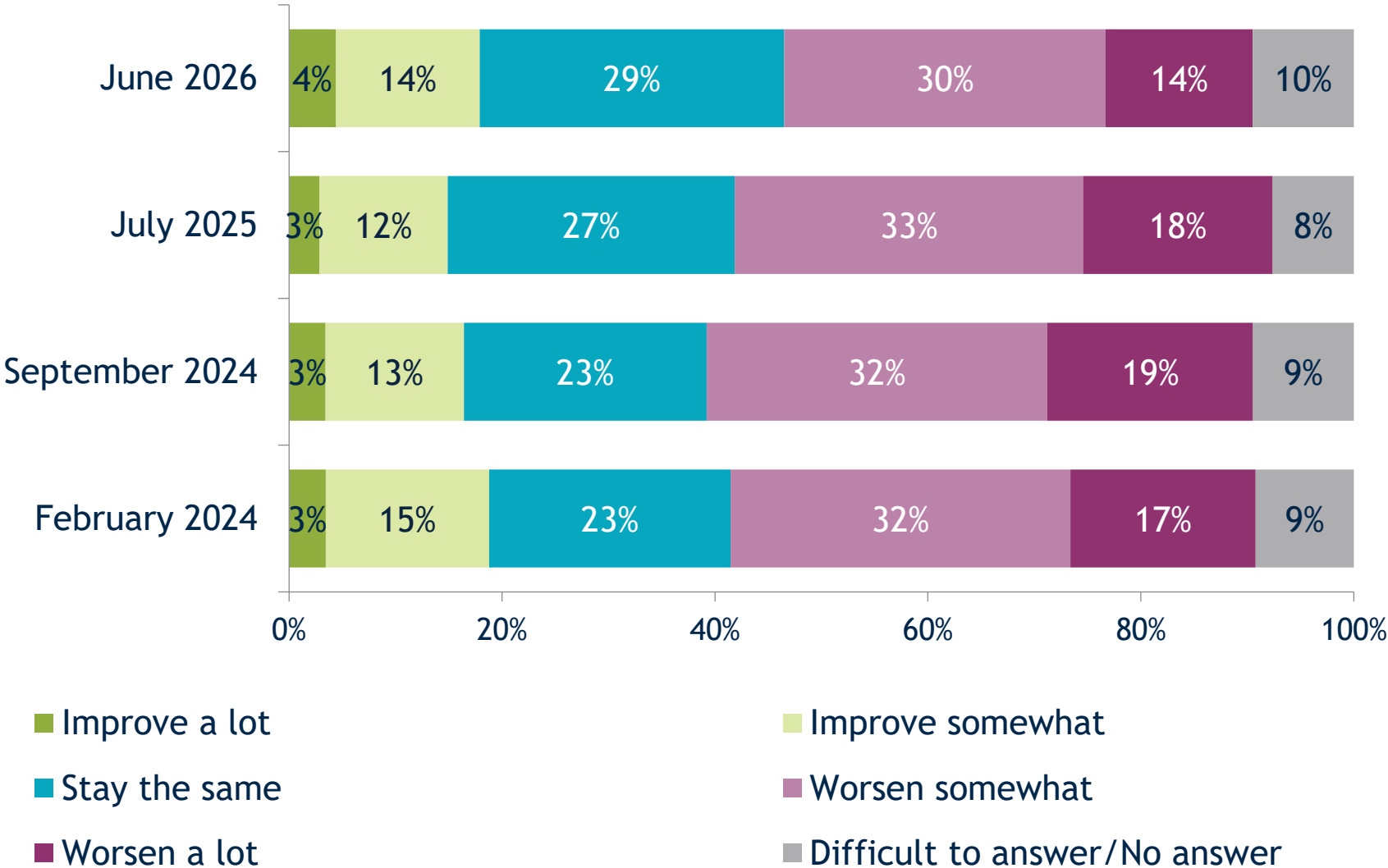


In the next 12 months, how do you expect the economic situation of your household to change?



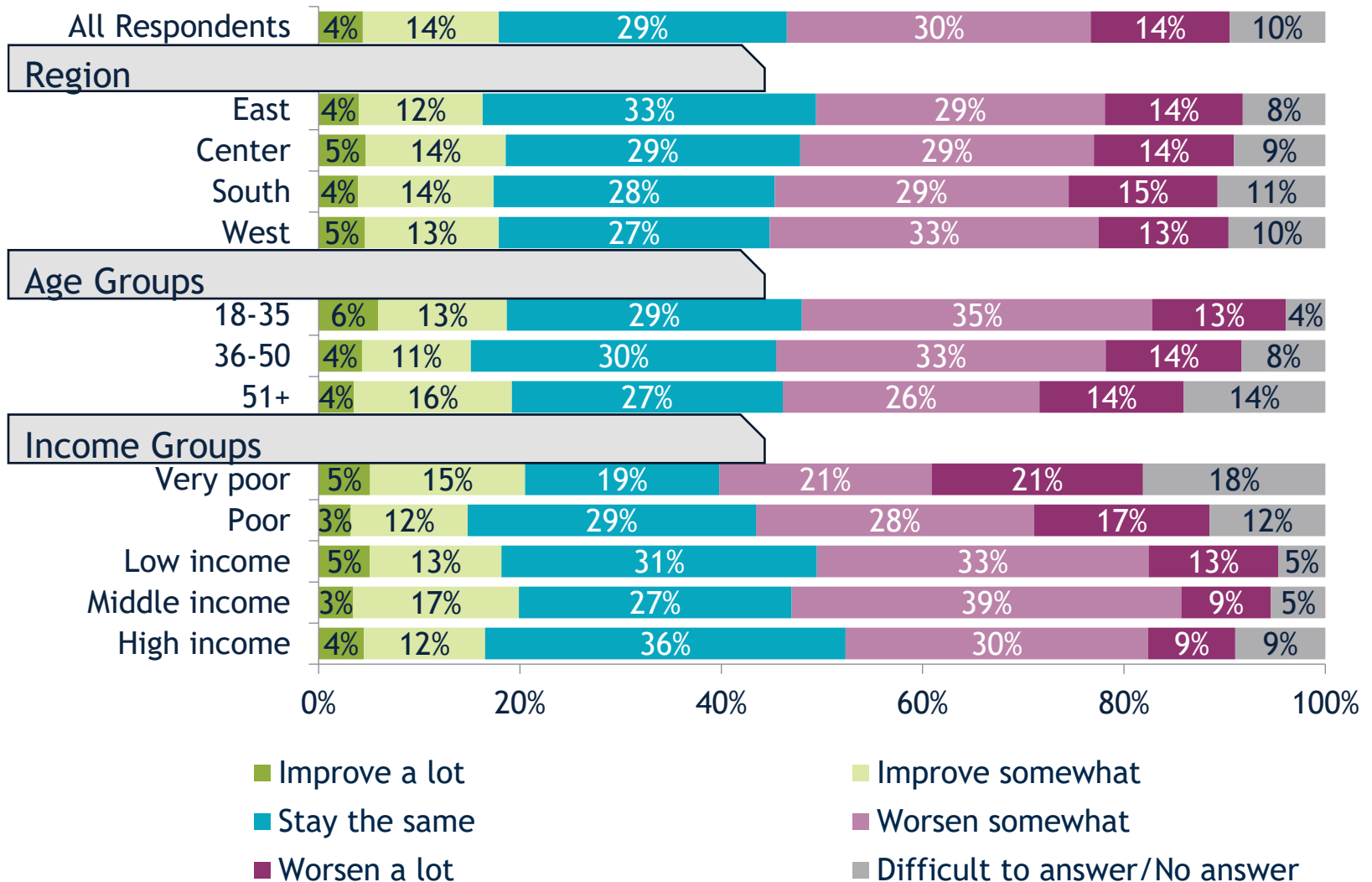


In the next 12 months, how do you expect the economic situation in Ukraine to change?

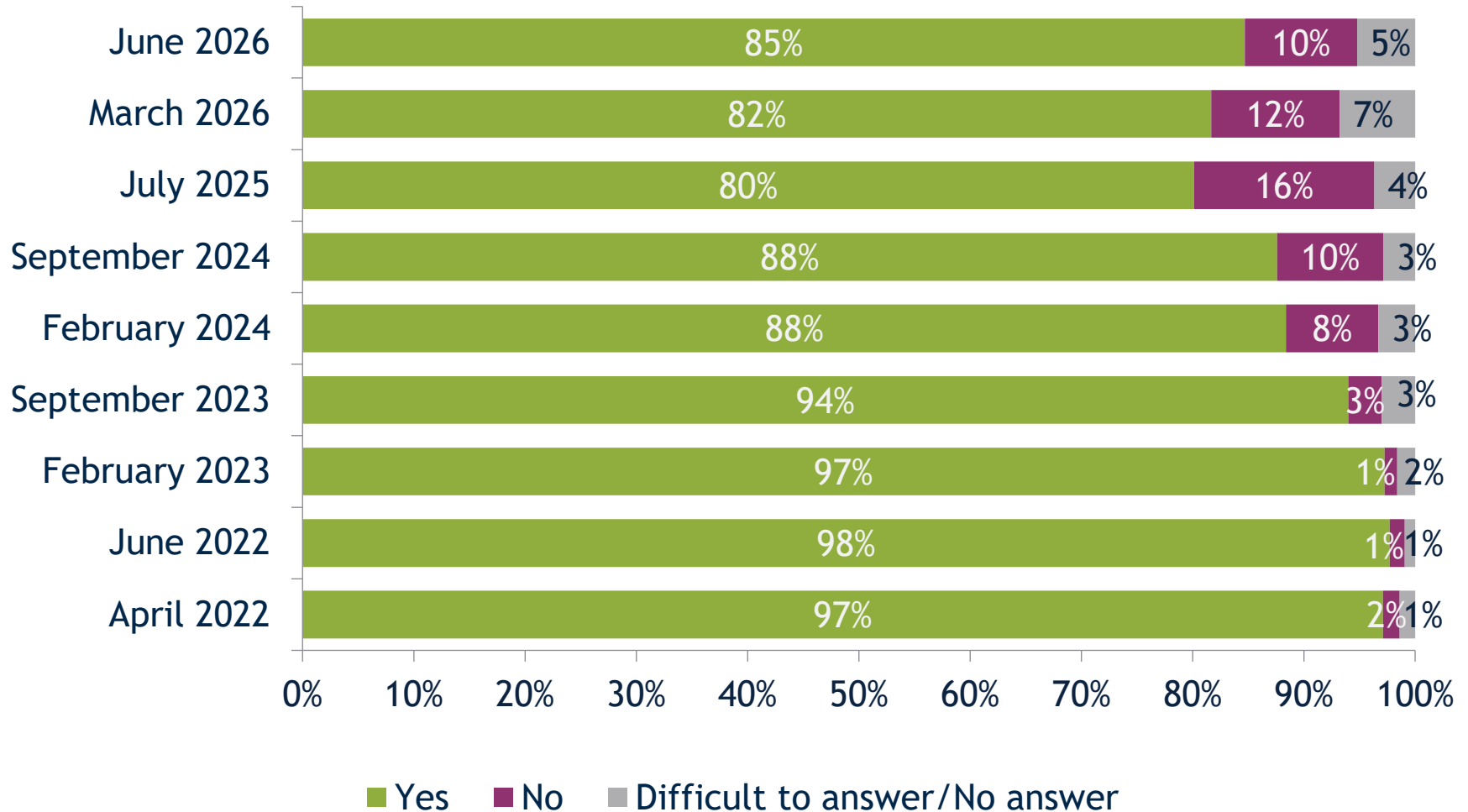




In the next 12 months, how do you expect the economic situation in Ukraine to change?



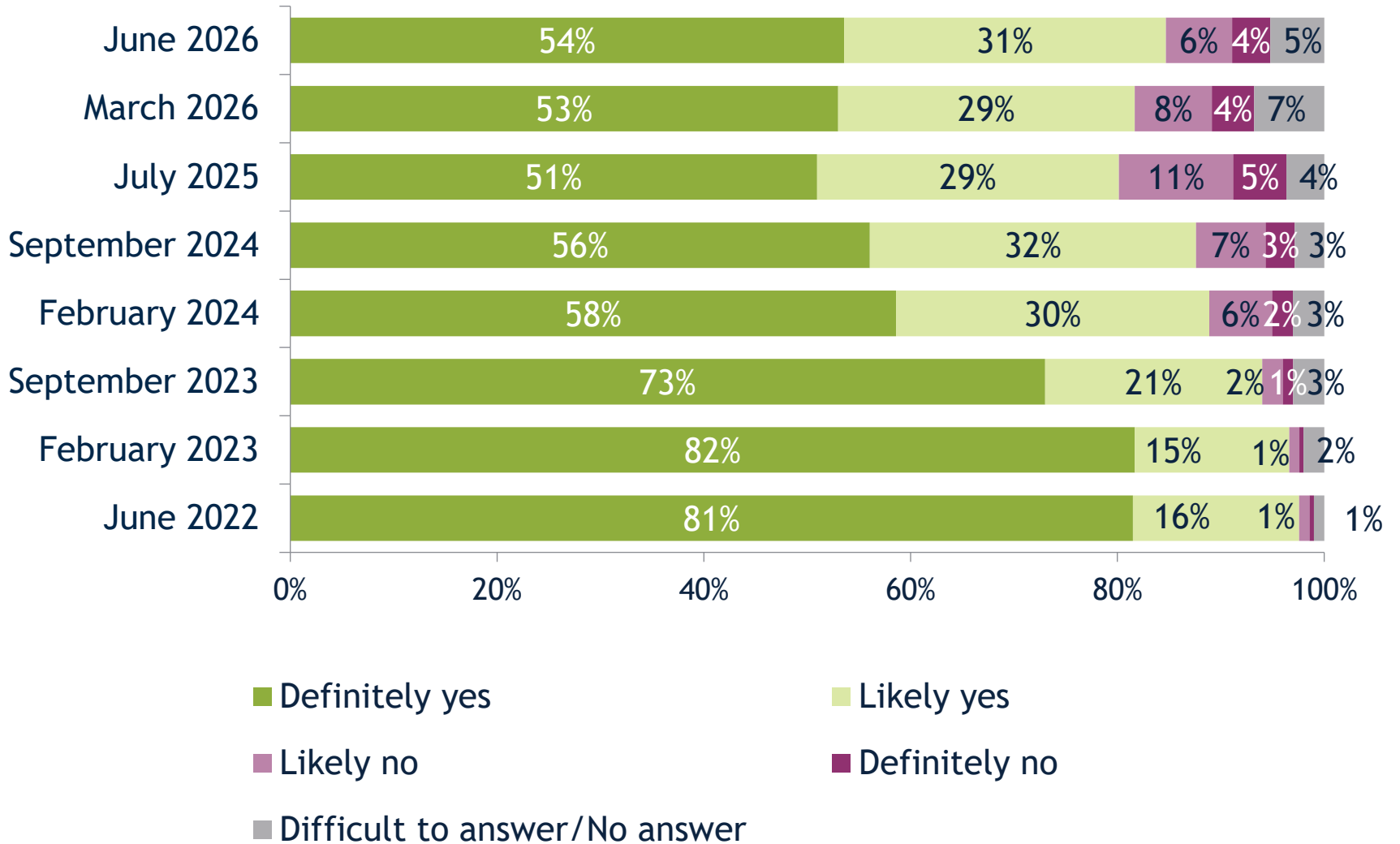
Do you believe that Ukraine will win the war?



* “Yes” consists of the merged responses “Definitely yes” and “Likely yes”; “No” consists of the merged responses “Likely no” and “Definitely no”

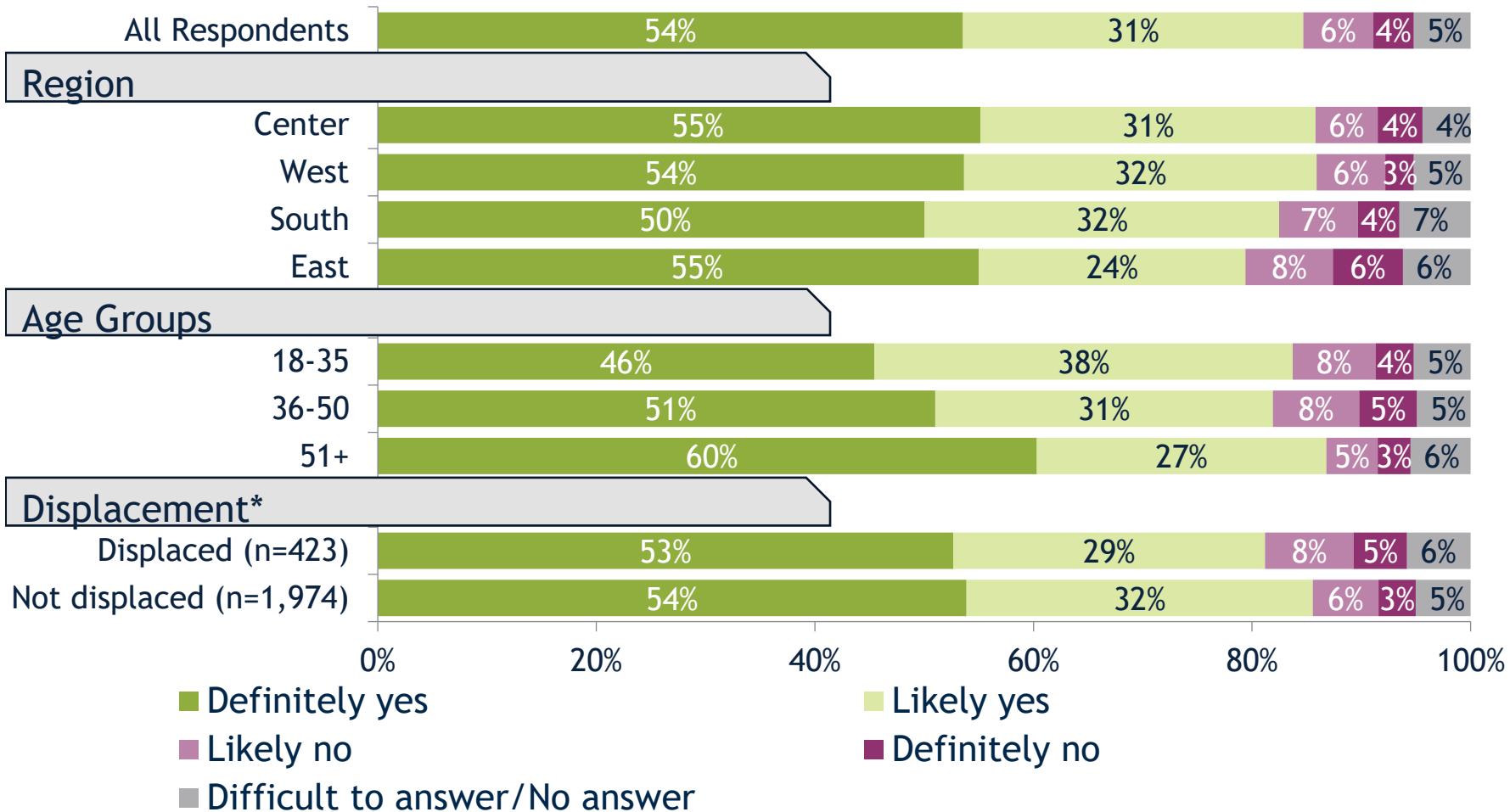


Do you believe that Ukraine will win the war?



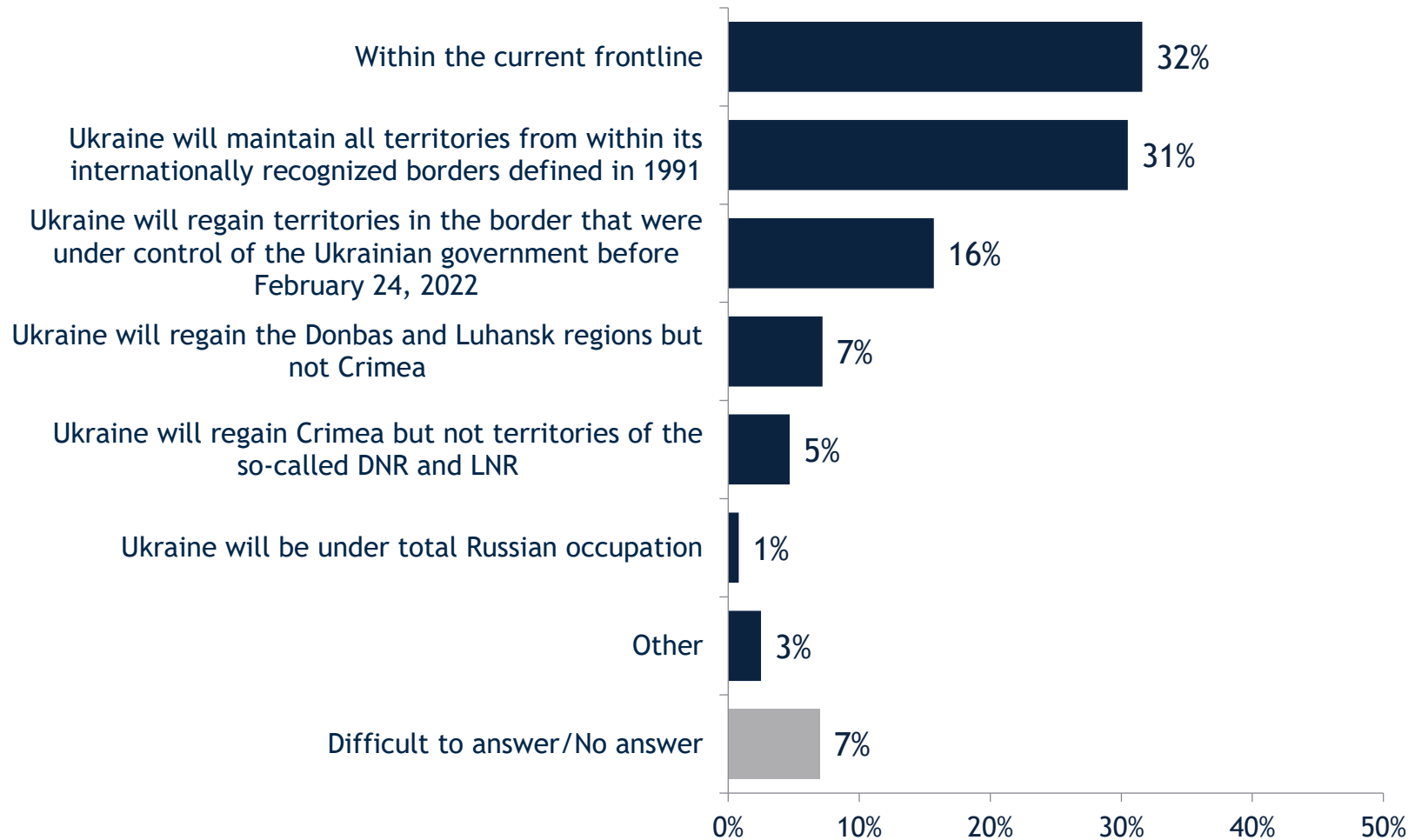
*Data labels for responses receiving <1% are not displayed

Do you believe that Ukraine will win the war?



* The category "displaced" covers those who relocated to another oblast or declared that their type of settlement has changed within the same oblast since February 2022

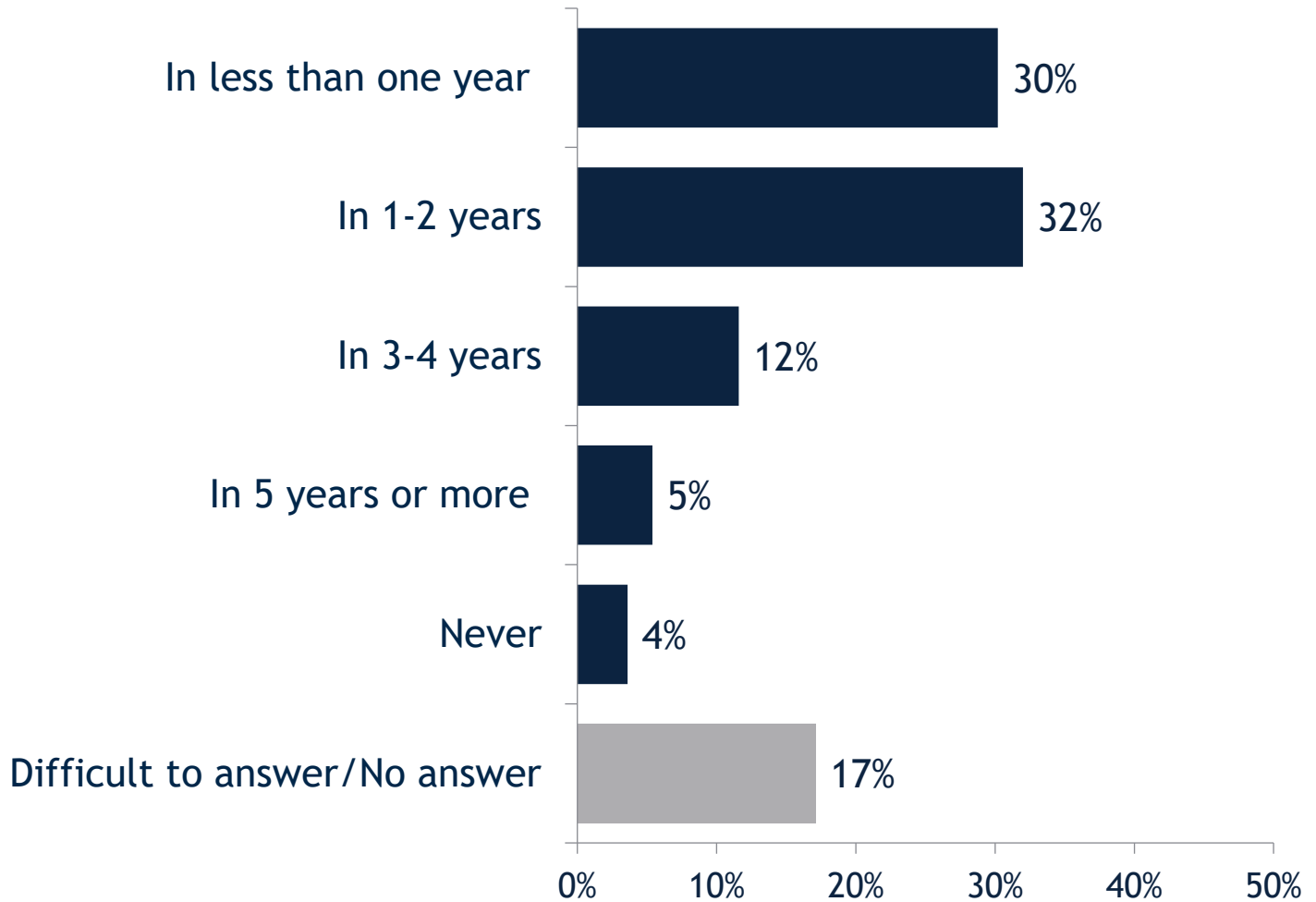
What will be the territorial boundaries of Ukraine as a result of this war?



What will be the territorial boundaries of Ukraine as a result of this war?

	Age Groups			Region			
	18-35	36-50	51+	West	Center	South	East
Within the current frontline	36%	38%	25%	32%	32%	30%	36%
Ukraine will maintain all territories from within its internationally recognized borders defined in 1991	25%	27%	36%	33%	31%	27%	32%
Ukraine will regain territories in the border that were under control of the Ukrainian government before February 24, 2022	20%	13%	14%	15%	15%	19%	16%
Ukraine will regain the Donbas and Luhansk regions but not Crimea	8%	6%	7%	8%	7%	9%	4%
Ukraine will regain Crimea but not territories of the so-called DNR and LNR	4%	5%	5%	4%	5%	5%	4%
Ukraine will be under total Russian occupation	1%	1%	1%	1%	1%	<1%	<1%
Other	2%	3%	3%	2%	3%	4%	3%
Difficult to answer/No answer	4%	6%	10%	7%	8%	7%	5%

In your opinion, when will the military hostilities of the war, such as bombing and shooting, stop?



In your opinion, when will the military hostilities of the war, such as bombing and shooting, stop?

	March 2026	June 2026
In less than one year	30%	30%
In 1-2 years	28%	32%
In 3-4 years	10%	12%
In 5 years or more	5%	5%
Never	3%	4%
Difficult to answer/No answer	24%	17%



In your opinion, when will the military hostilities of the war, such as bombing and shooting, stop?

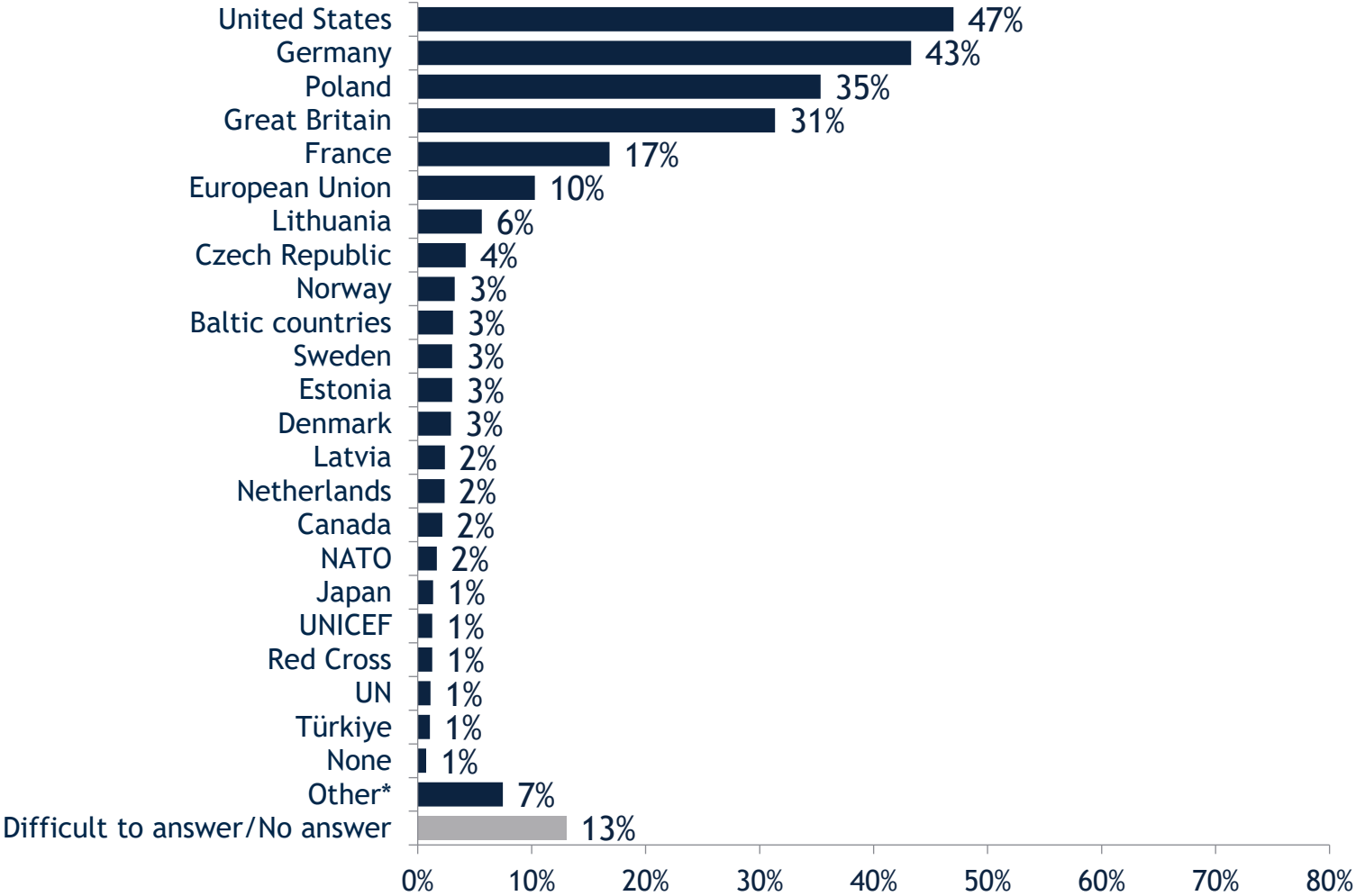
	Age Groups			Region			
	18-35	36-50	51+	West	Center	South	East
In less than one year	20%	26%	40%	30%	30%	32%	30%
In 1-2 years	38%	38%	25%	34%	31%	28%	39%
In 3-4 years	22%	11%	5%	11%	12%	12%	12%
In 5 years or more	8%	7%	3%	6%	6%	5%	5%
Never	4%	4%	4%	3%	4%	5%	2%
Difficult to answer/No answer	9%	14%	24%	17%	17%	19%	12%

International Relations



In your opinion, which countries and international organizations provided the most support to Ukraine in the context of Russian military aggression, if any?

(Up to three responses; spontaneous response)



*Responses mentioned by less than 1% are collapsed into 'Other'

In your opinion, which countries and international organizations provided the most support to Ukraine in the context of Russian military aggression, if any?

(Up to three responses; spontaneous response)

	Age Groups			Region			
	18-35	36-50	51+	West	Center	South	East
United States	55%	51%	39%	49%	48%	44%	44%
Germany	41%	43%	45%	43%	43%	44%	43%
Poland	35%	33%	37%	37%	34%	37%	32%
Great Britain	28%	30%	35%	34%	33%	27%	26%
France	17%	13%	19%	18%	16%	17%	17%
European Union	11%	11%	9%	9%	12%	10%	9%
Lithuania	5%	6%	6%	7%	6%	4%	6%
Czech Republic	3%	5%	4%	6%	4%	3%	3%
Norway	2%	3%	4%	3%	3%	3%	6%
Baltic countries	1%	3%	5%	2%	4%	4%	<1%
Sweden	3%	3%	4%	4%	2%	3%	3%
Estonia	2%	3%	4%	3%	3%	3%	6%
Denmark	2%	3%	3%	2%	3%	4%	2%
Latvia	2%	3%	2%	2%	3%	2%	1%
Netherlands	2%	2%	3%	2%	2%	2%	3%
Canada	2%	2%	3%	3%	2%	2%	<1%
NATO	4%	2%	<1%	2%	2%	2%	1%
Japan	2%	1%	1%	1%	1%	2%	1%
UNICEF	2%	2%	<1%	1%	1%	2%	3%
Red Cross	2%	1%	1%	1%	2%	1%	3%
UN	1%	1%	1%	1%	1%	2%	2%
Türkiye	1%	1%	1%	1%	1%	1%	1%
None	<1%	1%	1%	<1%	1%	1%	1%
Other*	9%	8%	6%	9%	7%	7%	5%
Difficult to answer/No answer	12%	13%	13%	13%	12%	15%	14%

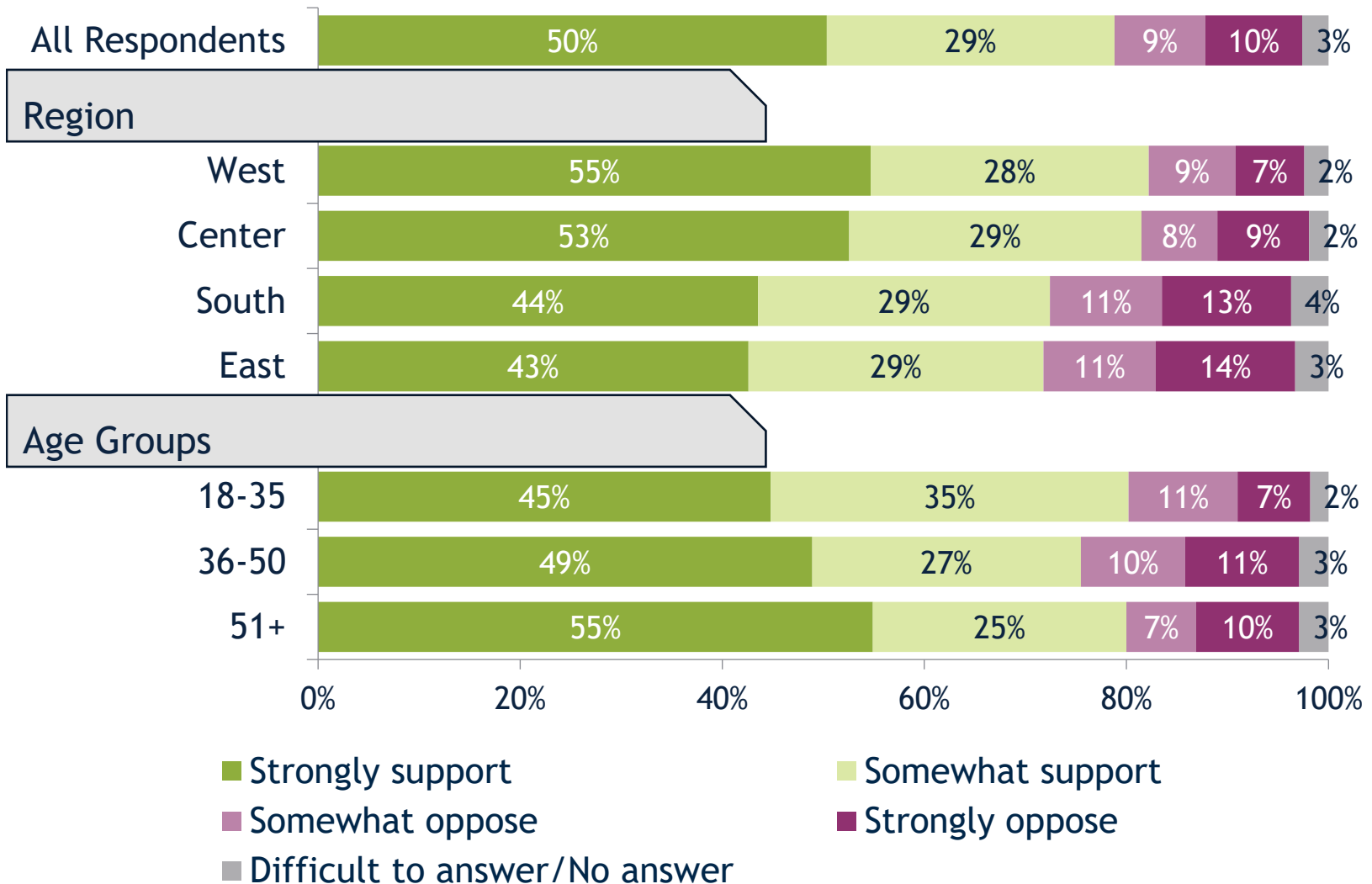
*Responses mentioned by less than 1% are collapsed into 'Other'

Geopolitical Alignment

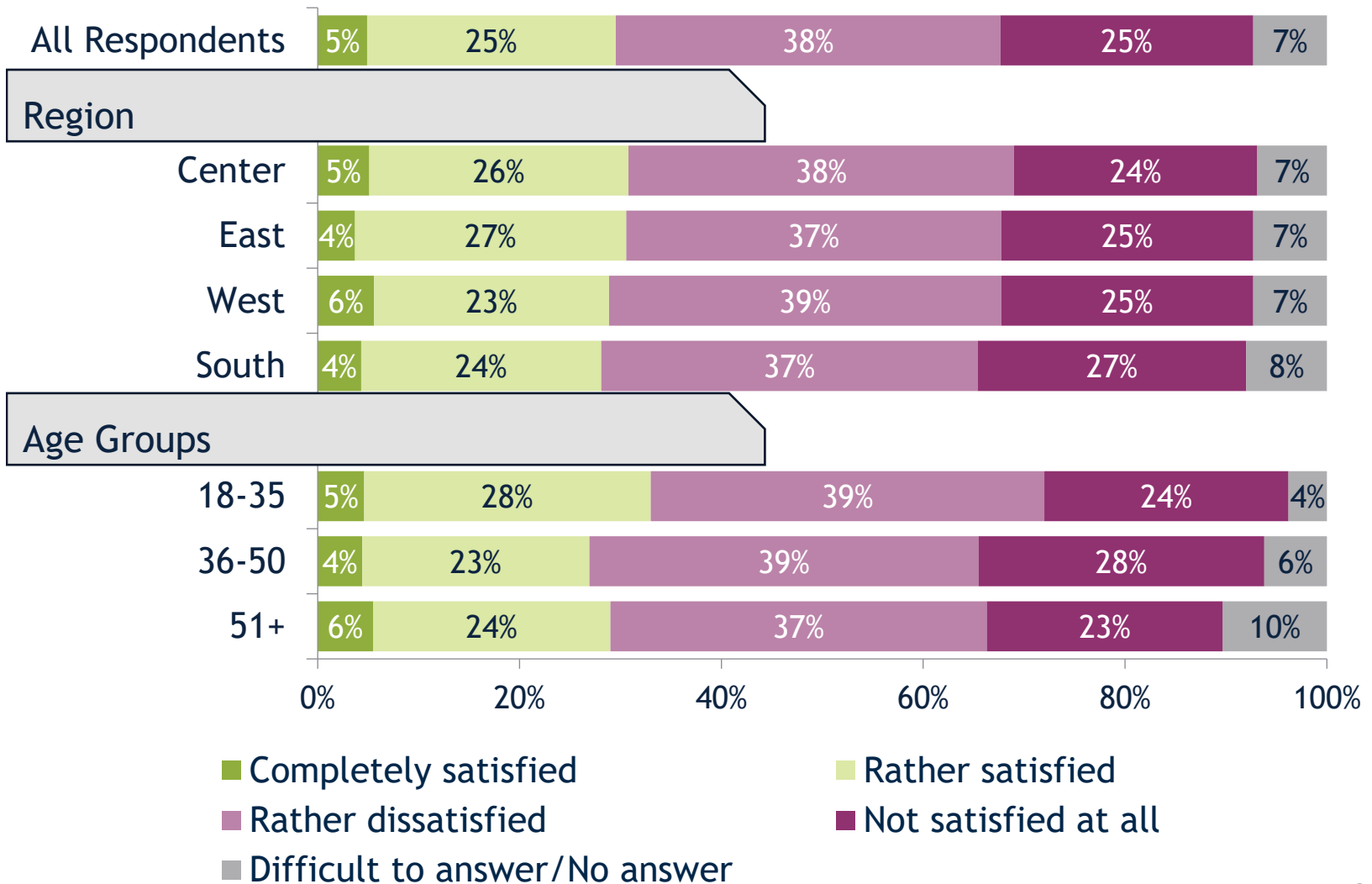




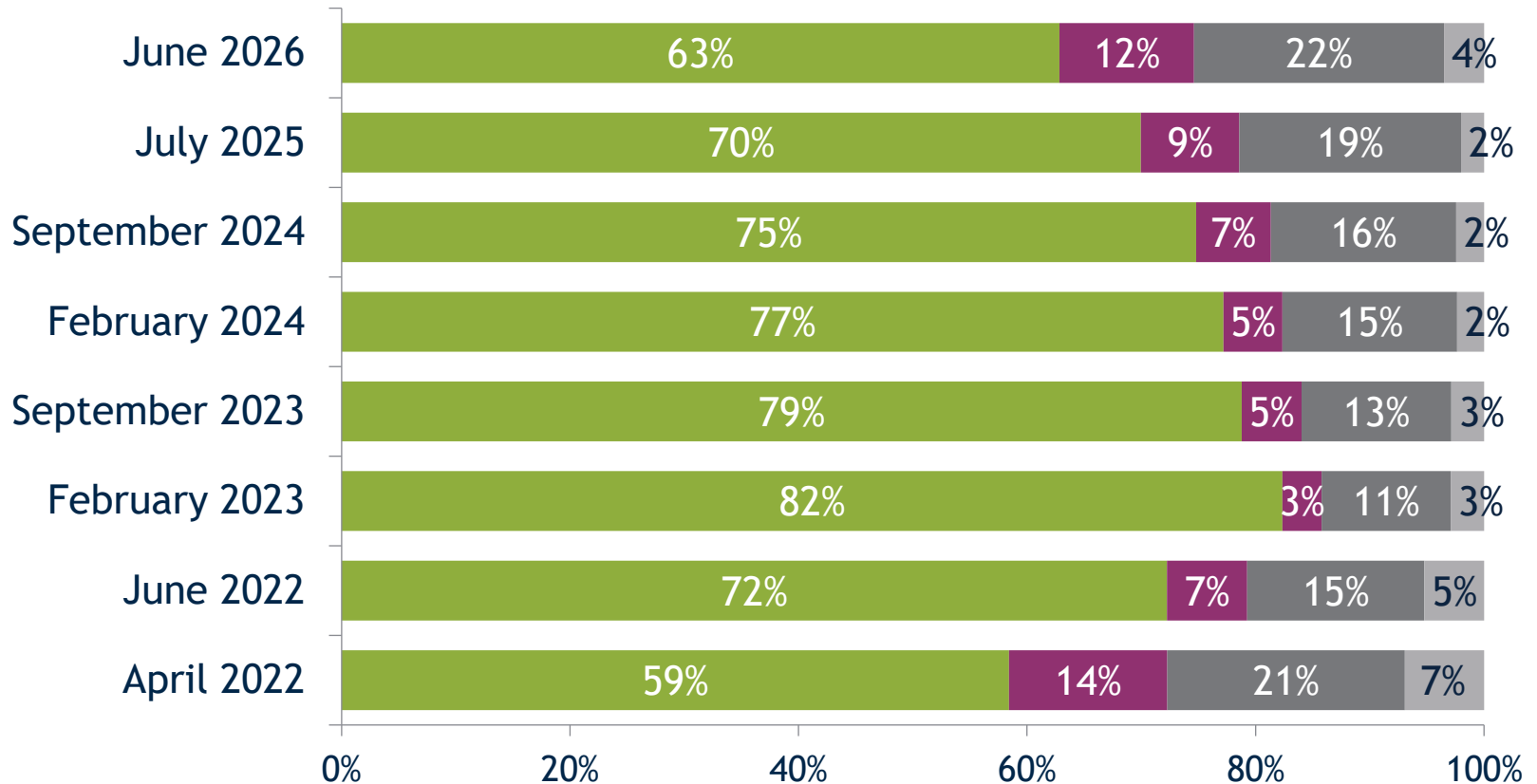
Do you support or oppose Ukraine's accession to the European Union?



Are you satisfied or dissatisfied with the pace of EU integration process in Ukraine?

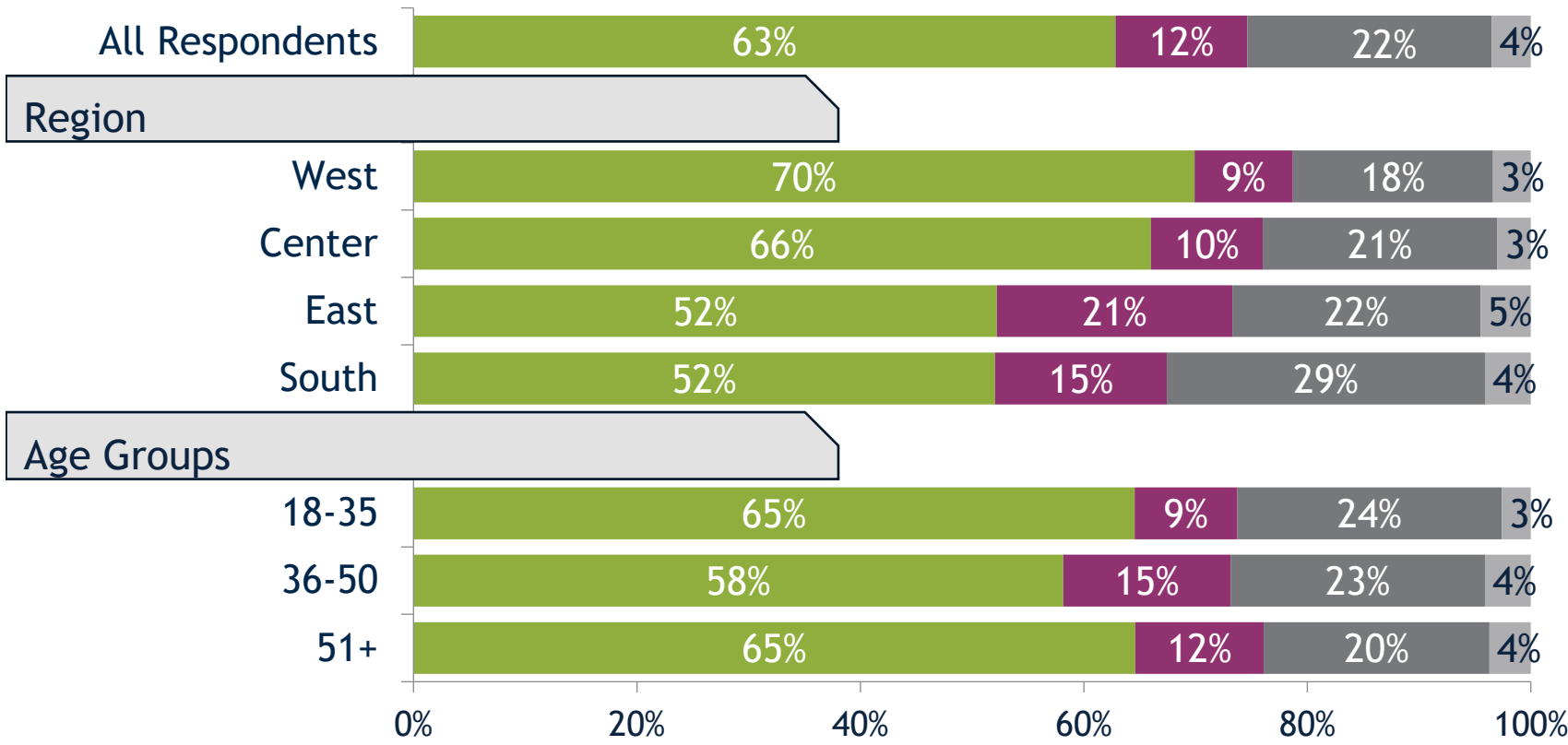


If a referendum was held today on Ukraine joining NATO, how would you vote?



- Would vote for Ukraine to join NATO
- Would vote against Ukraine joining NATO
- Would not vote in the referendum
- Difficult to answer/No answer

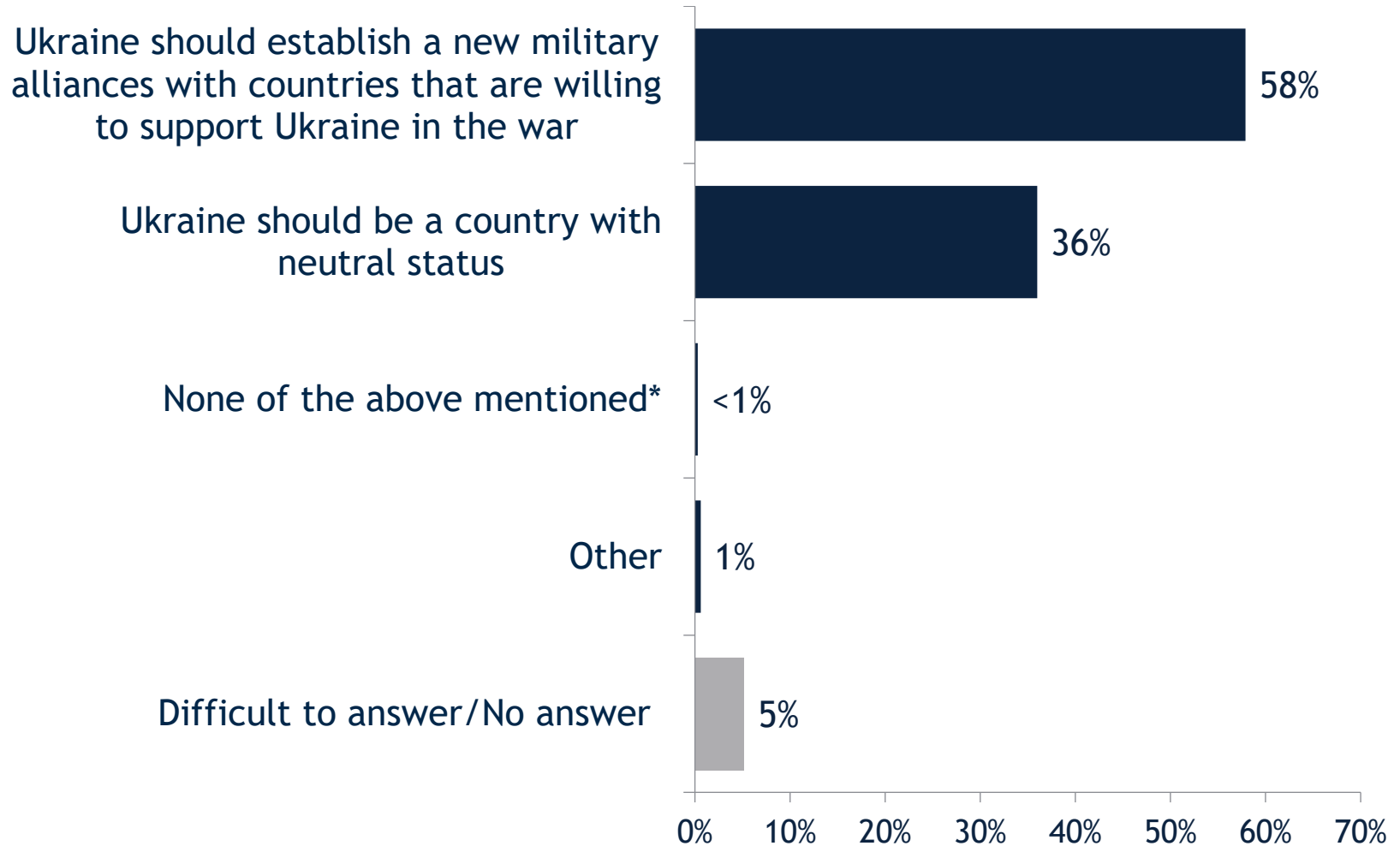
If a referendum was held today on Ukraine joining NATO, how would you vote?



- Would vote for Ukraine to join NATO
- Would vote against Ukraine joining NATO
- Would not vote in the referendum
- Difficult to answer/No answer

Which option of the following two options would be best for Ukraine?

(Among those who did not say they 'Would vote for Ukraine to join NATO', n=893)



*This response was spontaneous and was not read to respondents

Which option of the following two options would be best for Ukraine?

(Among those who did not say they ‘Would vote for Ukraine to join NATO’, n=893)

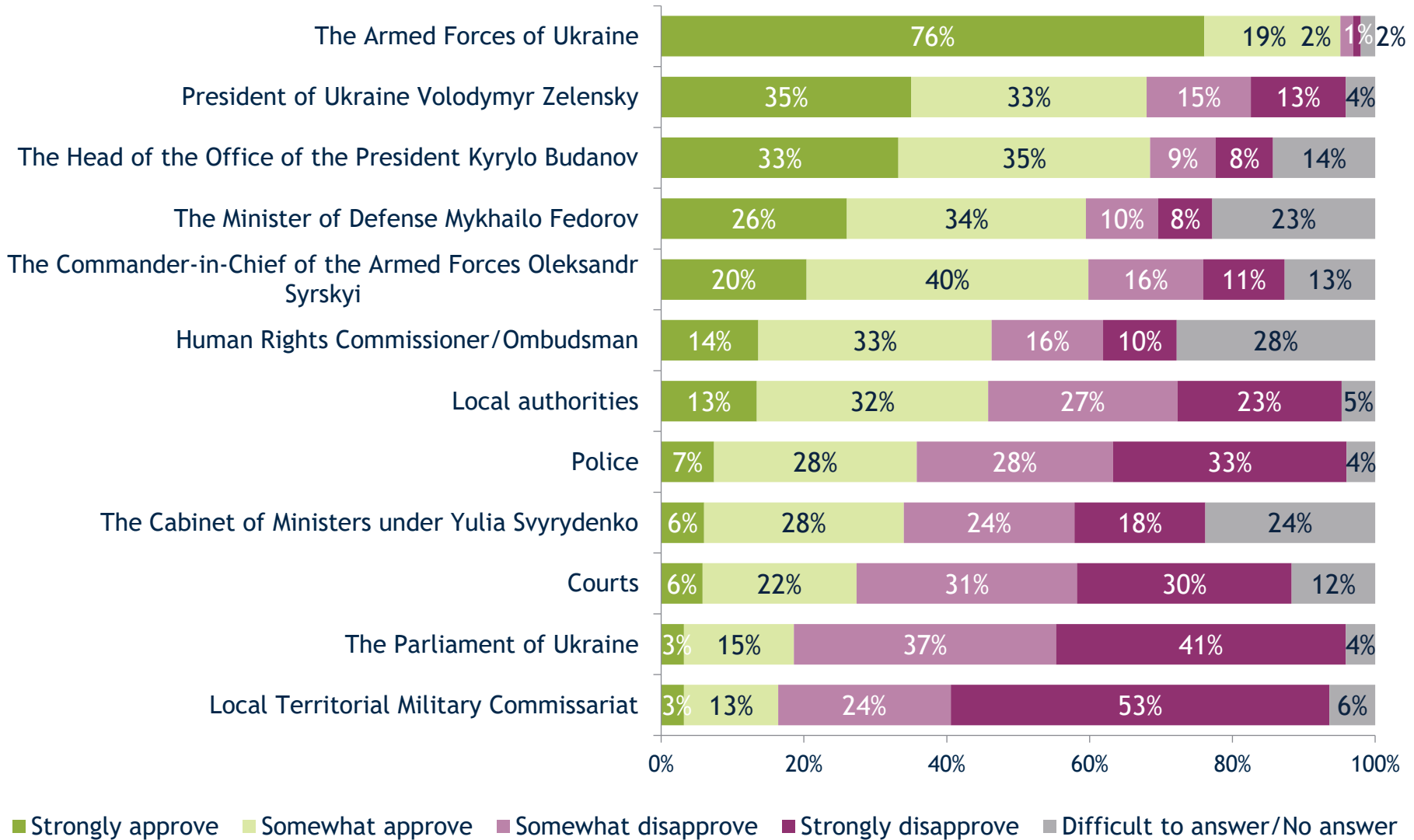
	Age Groups			Region			
	18-35 (n=246)	36-50 (n=273)	51+ (n=373)	West (n=216)	Center (n=320)	South (n=269)	East (n=88)
Ukraine should establish new military alliances with countries that are willing to support Ukraine in war	60%	58%	57%	66%	59%	52%	52%
Ukraine should be a country with neutral status	36%	38%	35%	31%	36%	40%	39%
None of the above mentioned*	1%	<1%	<1%	-	-	1%	-
Other	1%	<1%	1%	<1%	1%	<1%	-
Difficult to answer/No answer	3%	4%	8%	4%	4%	6%	10%

*This response was spontaneous and was not read to respondents

Evaluation of Government Activities



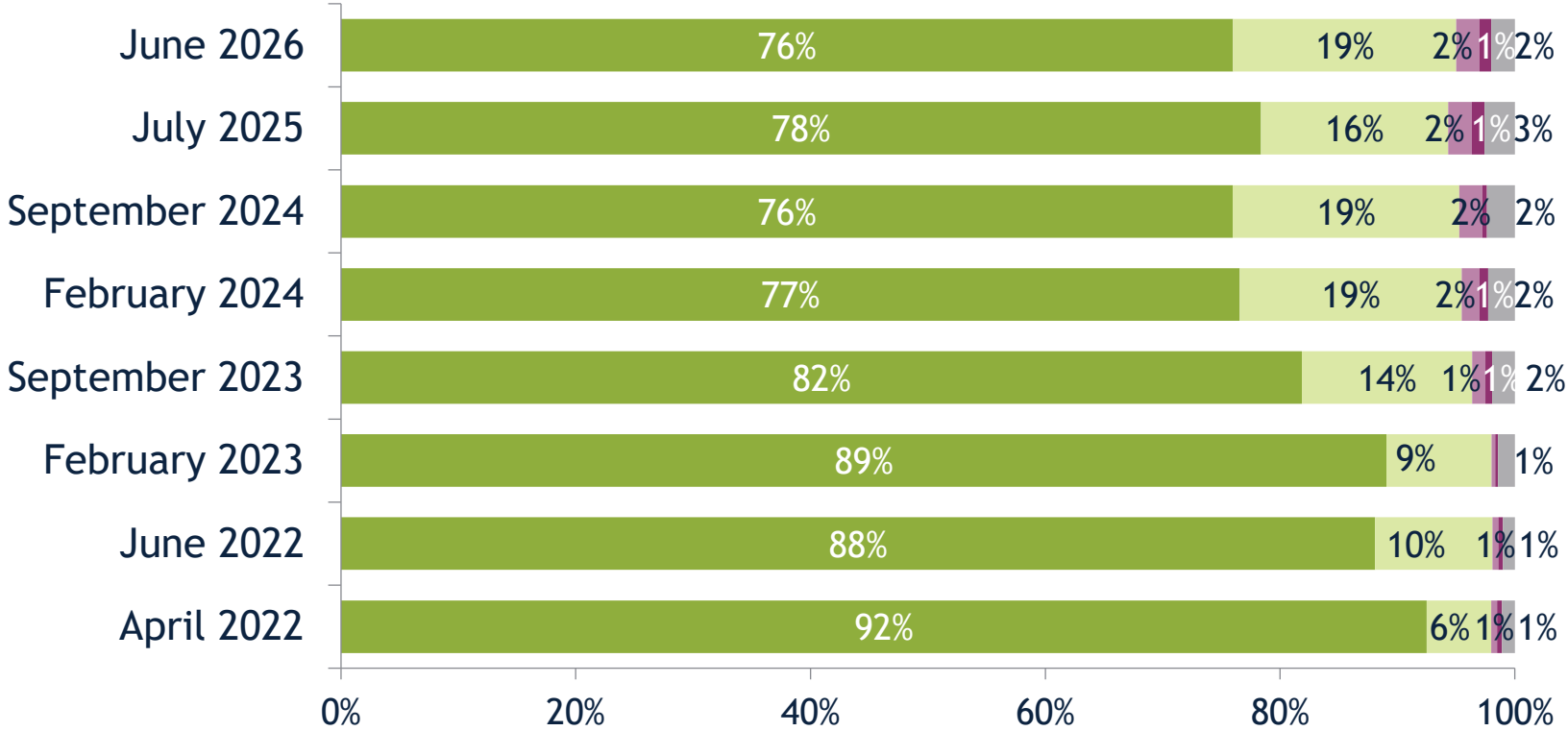
Do you approve or disapprove of the activities of the following government bodies and state institutions?



* Until June 2026, the question was: “Do you approve or disapprove of the activities of ...?”



Do you approve or disapprove of the activities of the Armed Forces of Ukraine?

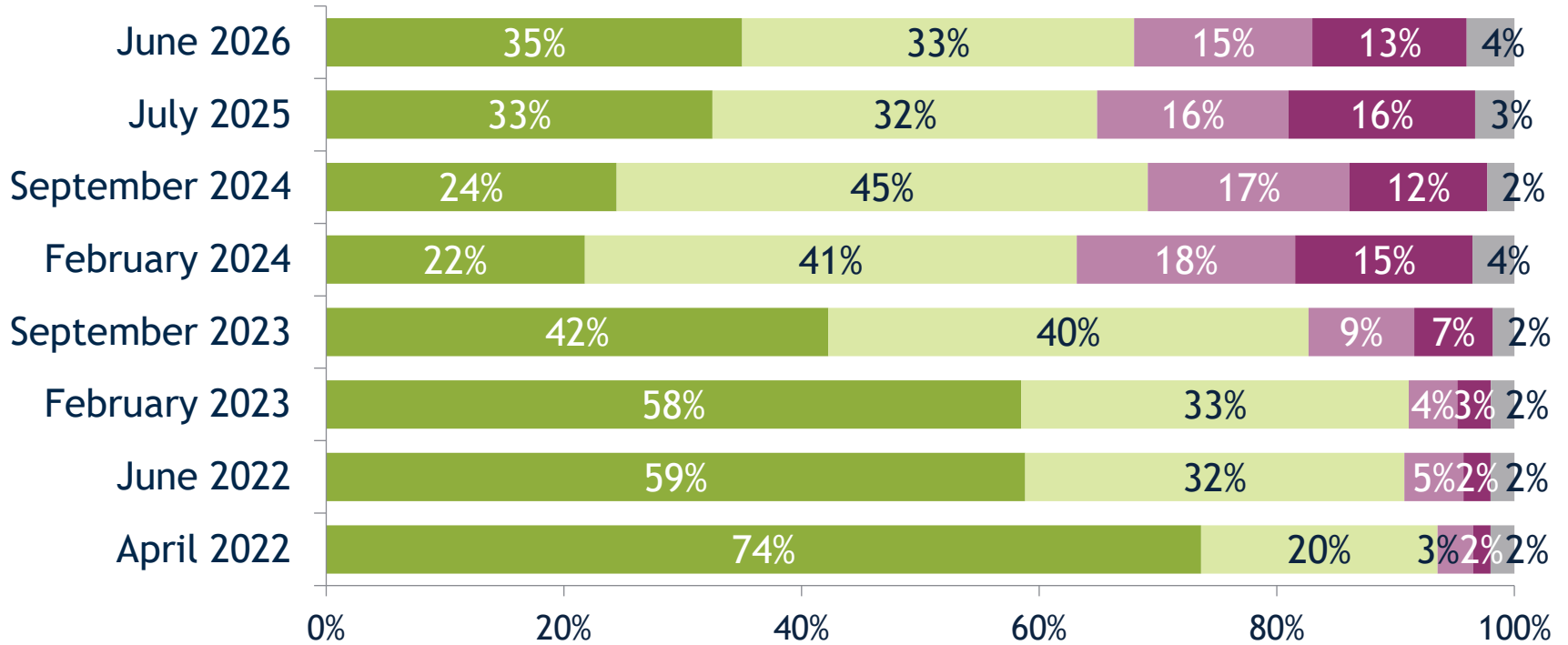


- Strongly approve
- Somewhat approve
- Somewhat disapprove
- Strongly disapprove
- Difficult to answer/No answer

*Data labels for responses receiving <1% are not displayed

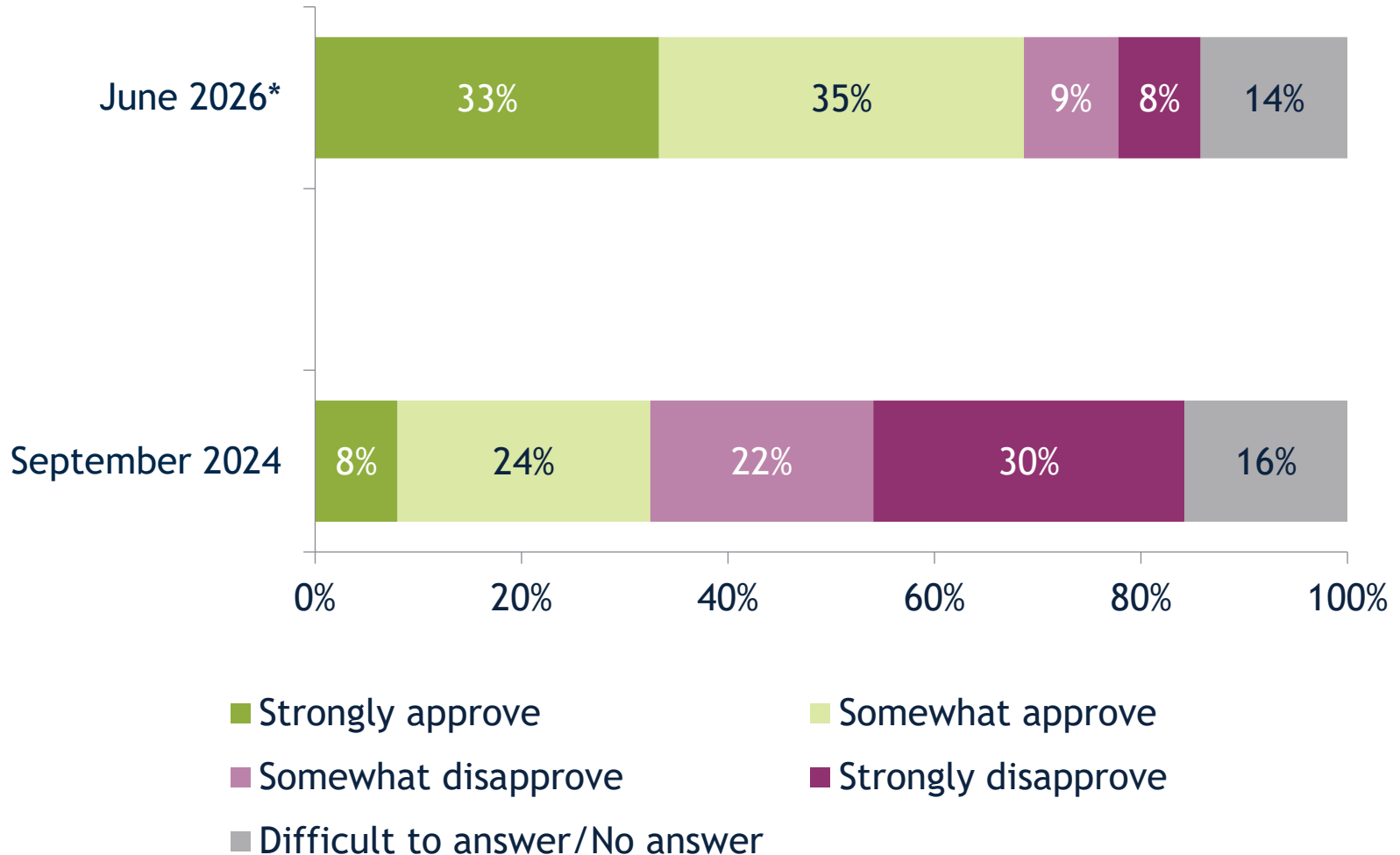


Do you approve or disapprove of the activities of President of Ukraine Volodymyr Zelensky?



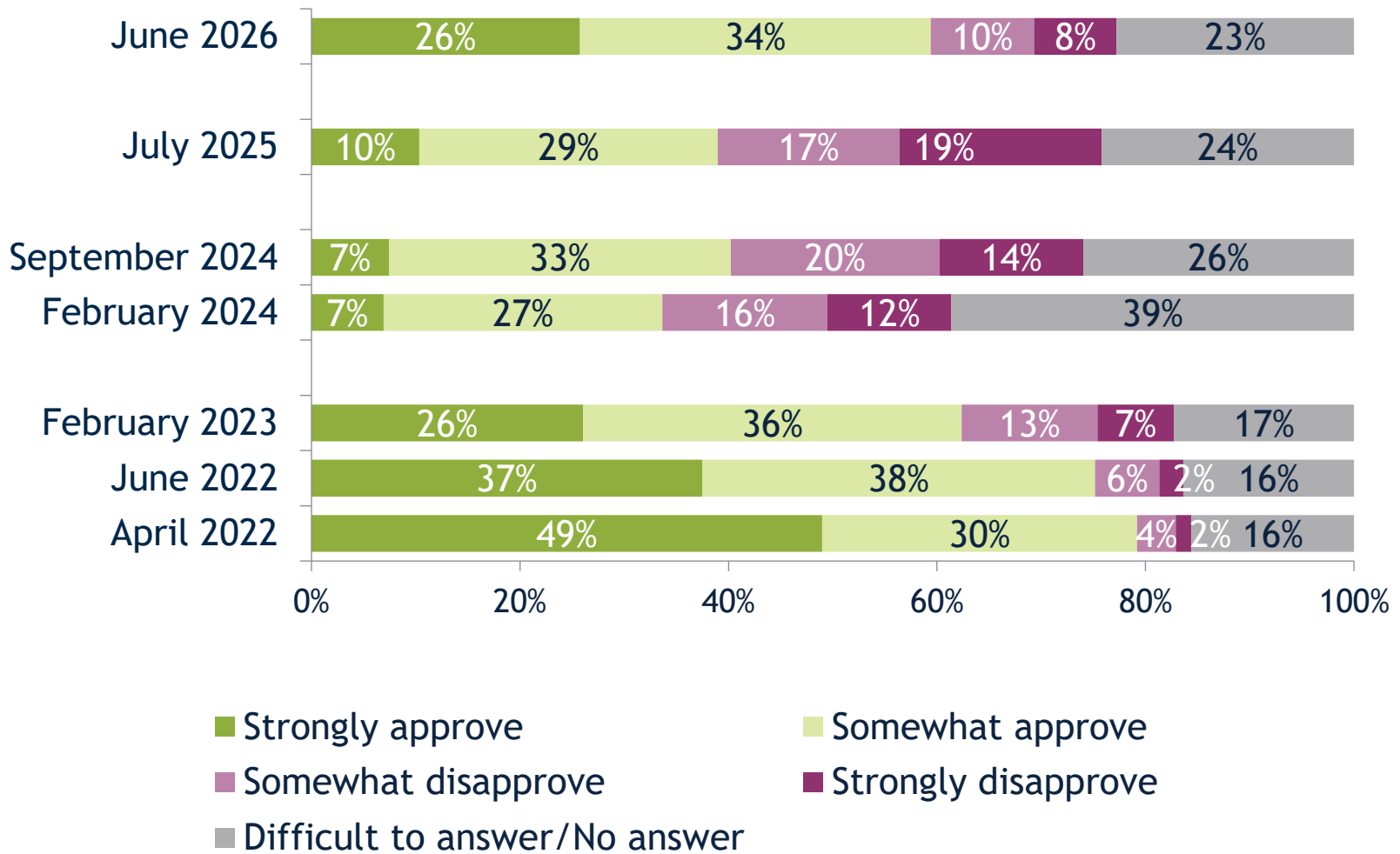
- Strongly approve
- Somewhat approve
- Somewhat disapprove
- Strongly disapprove
- Difficult to answer/No answer

Do you approve or disapprove of the activities of the Head of the Office of the President Kyrylo Budanov?*



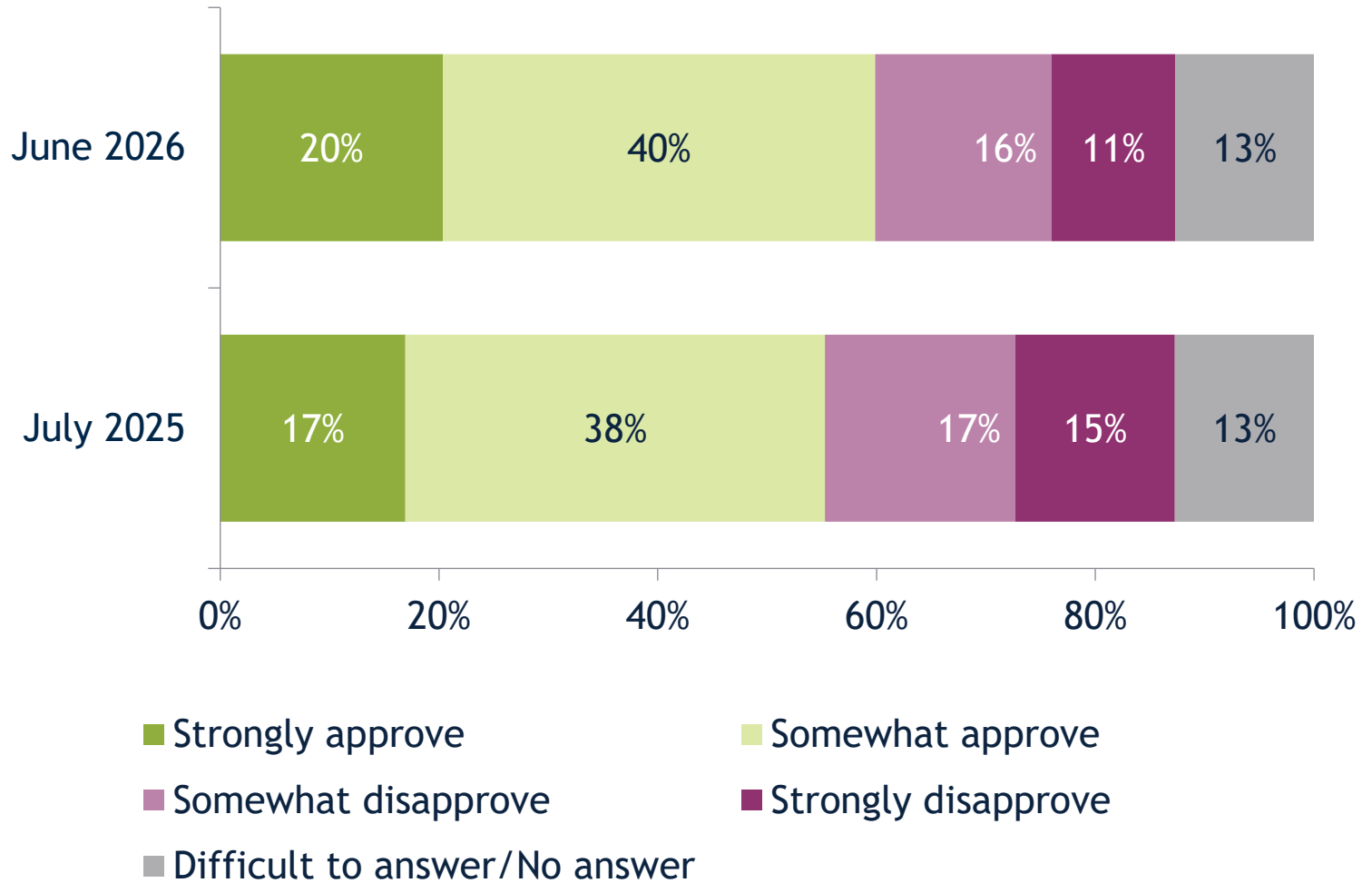
* Until December 2025, Head of the Office of the President was Andrii Yermak

Do you approve or disapprove of the activities of the Minister of Defense Mykhailo Fedorov*?



* Until January 2026, the Minister of Defense was Denys Shmyhal; until July 2025, the Minister of Defense was Rustem Umerov; until September 2023, the Minister of Defense was Oleksiy Reznikov.

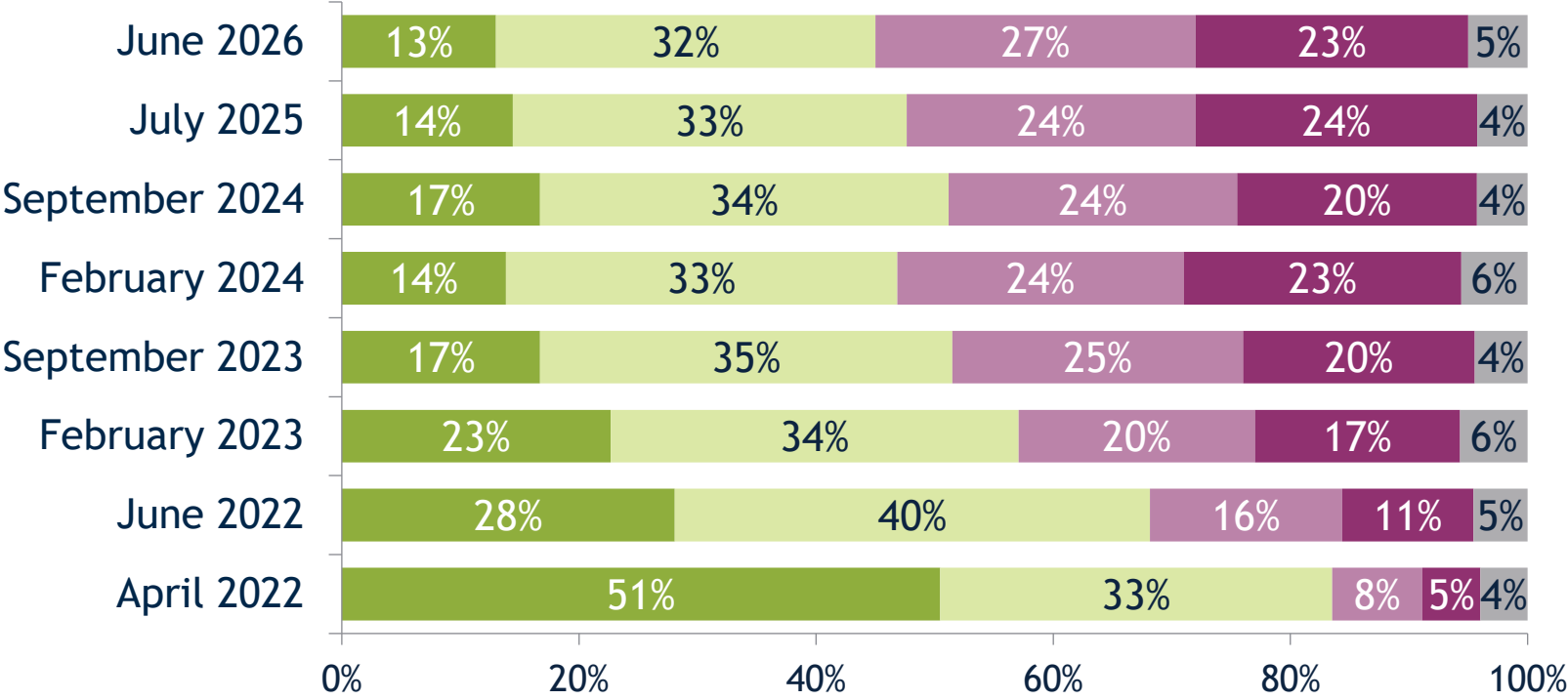
Do you approve or disapprove of the activities of the Commander-in-Chief of the Armed Forces Oleksandr Syrskyi*?



* Until February 2024, the Commander-in-Chief of the Armed Force was Valerii Zaluzhnyi

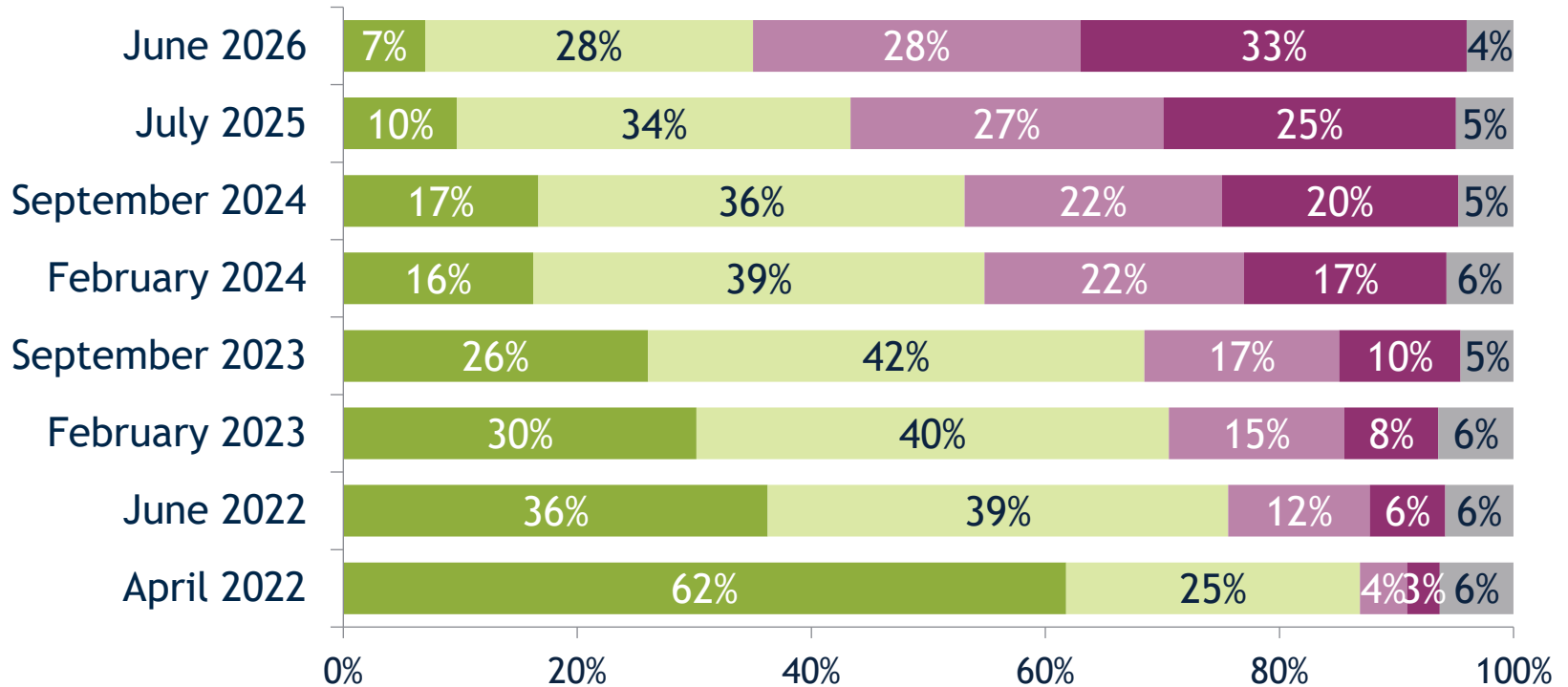


Do you approve or disapprove of the activities of local authorities?



- Strongly approve
- Somewhat approve
- Somewhat disapprove
- Strongly disapprove
- Difficult to answer/No answer

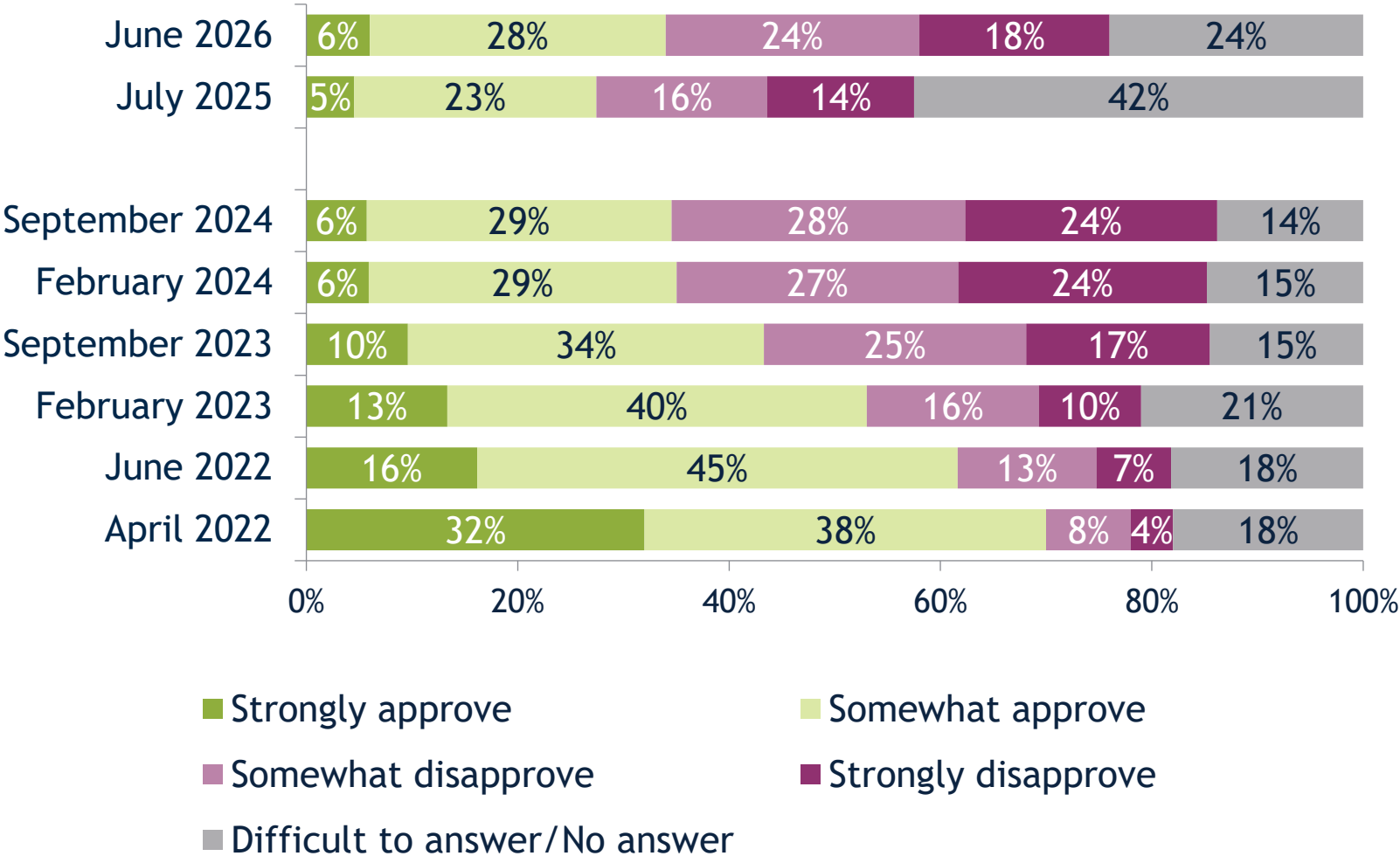
Do you approve or disapprove of the activities of the police?



- Strongly approve
- Somewhat approve
- Somewhat disapprove
- Strongly disapprove
- Difficult to answer/No answer

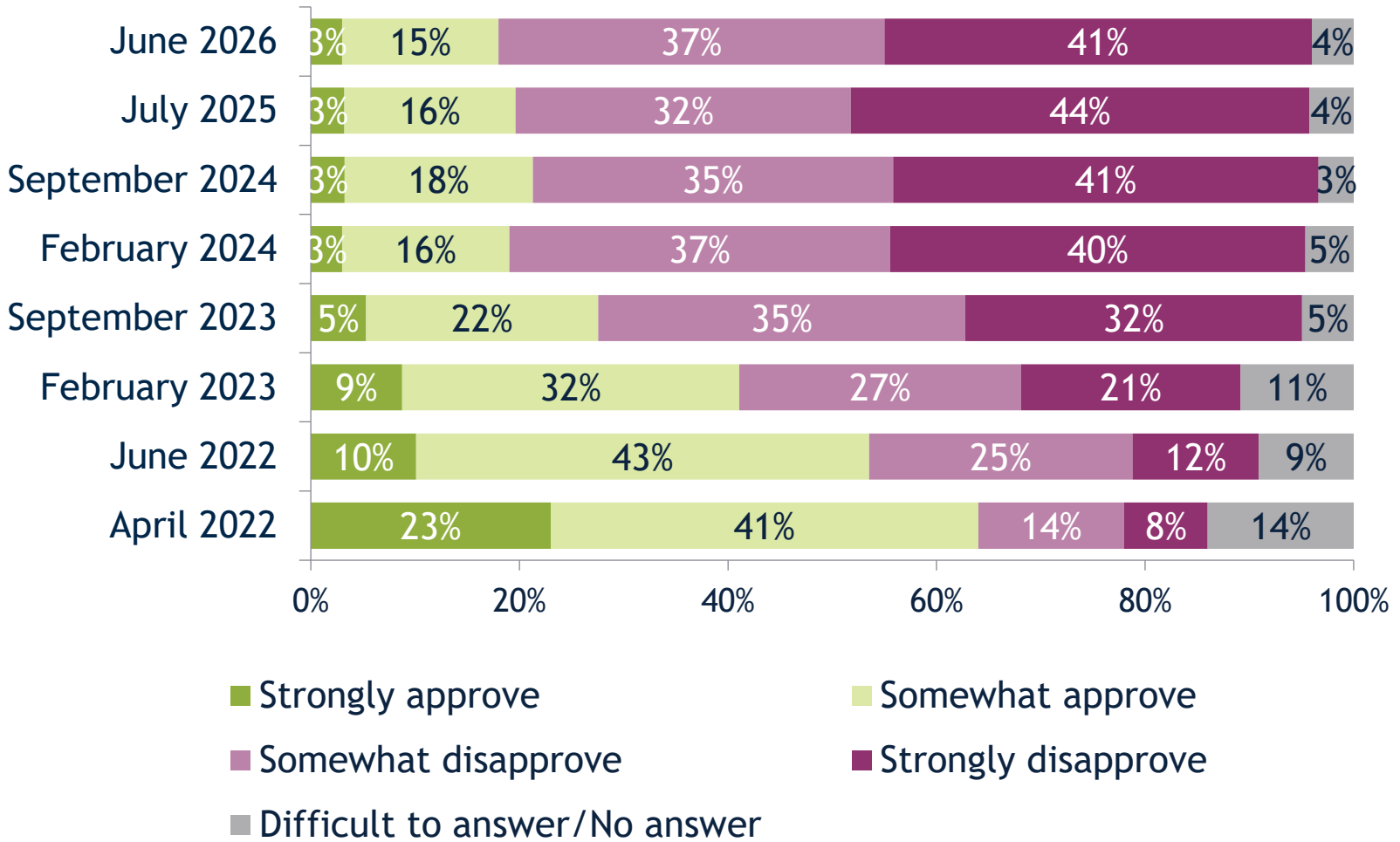


Do you approve or disapprove of the activities of the Cabinet of Ministers under Yulia Svyrydenko*?



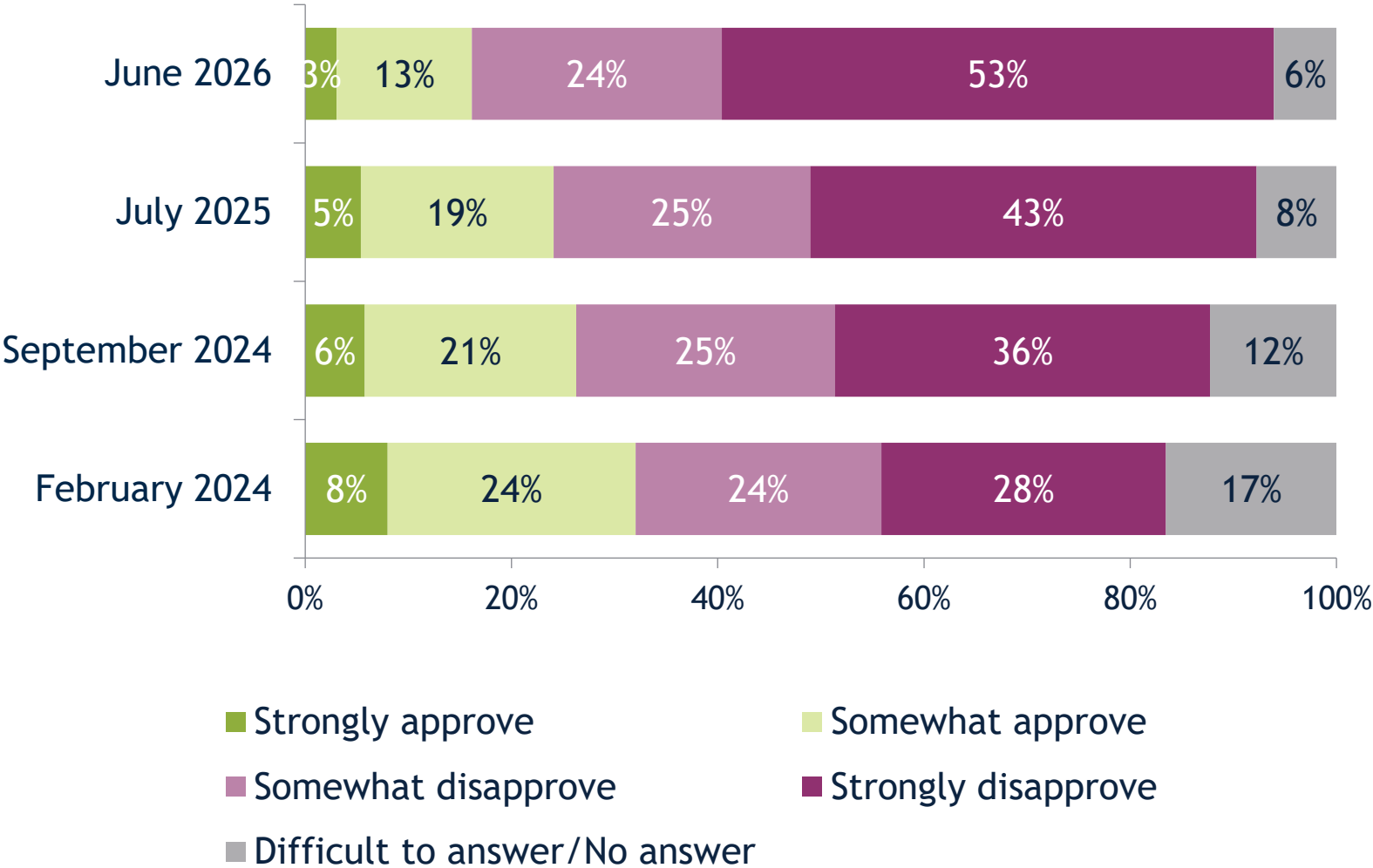
* Until July 2025, the Prime Minister of Ukraine was Denys Shmyhal

Do you approve or disapprove of the activities of the Parliament of Ukraine?





Do you approve or disapprove of the activities of Local Territorial Military Commissariat?



Do you approve or disapprove of the activities of the following government bodies and state institutions?

(Sum of responses “Strongly approve” and “Somewhat approve”)

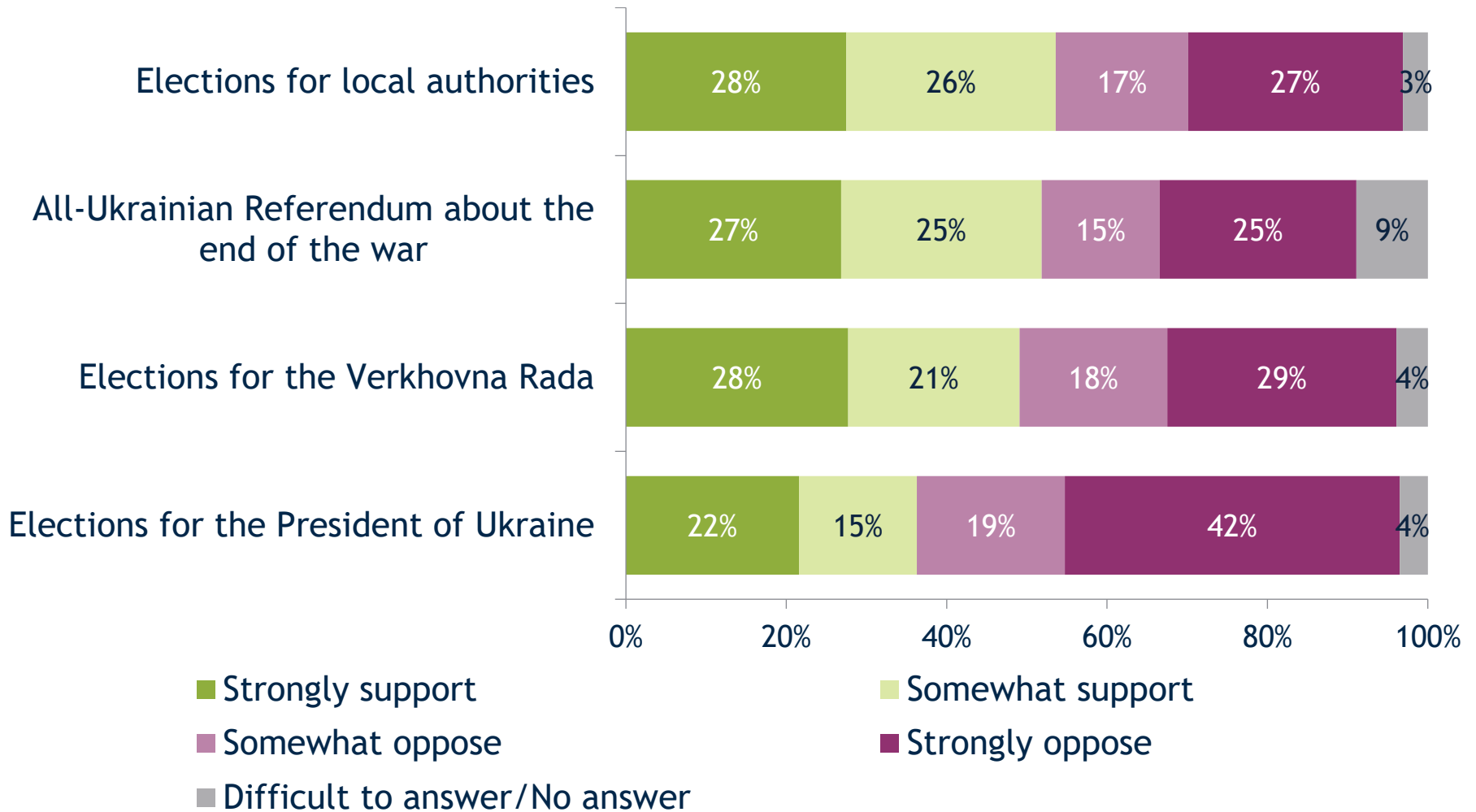
	All Respondents	Age Groups			Region			
		18-35	36-50	51+	West	Center	South	East
The Armed Forces of Ukraine	95%	97%	94%	95%	95%	96%	94%	94%
President of Ukraine Volodymyr Zelensky	68%	68%	68%	68%	68%	67%	69%	68%
The Head of the Office of the President Kyrylo Budanov	68%	70%	68%	68%	69%	69%	67%	71%
The Minister of Defense Mykhailo Fedorov	60%	60%	58%	60%	61%	61%	57%	55%
The Commander-in-Chief of the Armed Forces Oleksandr Syrskyi	60%	62%	57%	60%	59%	59%	60%	70%
Human Rights Commissioner/Ombudsman	47%	46%	45%	47%	47%	48%	43%	45%
Local authorities	45%	46%	46%	45%	45%	44%	41%	73%
Police	35%	39%	35%	34%	31%	36%	36%	51%
The Cabinet of Ministers under Yulia Svyrydenko	34%	36%	31%	35%	32%	34%	34%	39%
Courts	28%	44%	26%	17%	30%	25%	27%	31%
The Parliament of Ukraine	18%	25%	18%	15%	17%	19%	17%	24%
Local Territorial Military Commissariat	16%	13%	15%	19%	17%	17%	15%	14%

* Implied sum of combined responses may differ due to the rounding

Elections

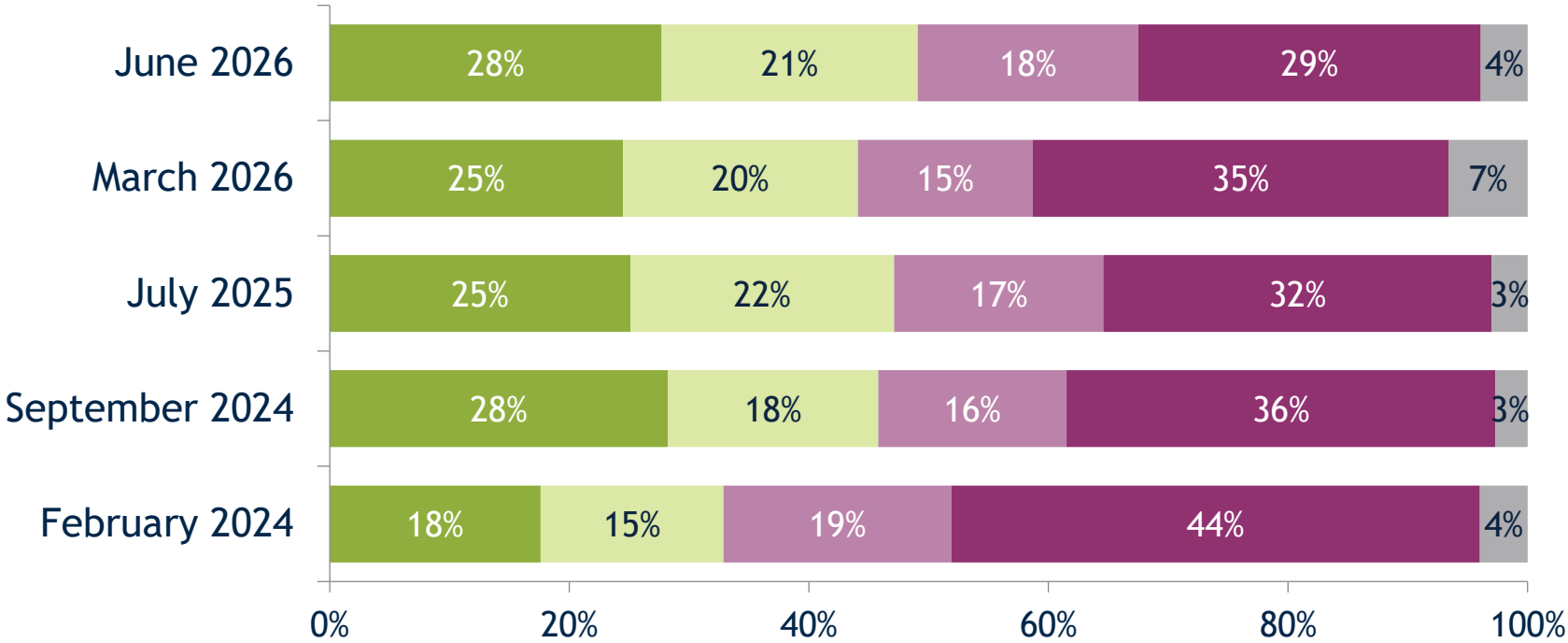


Please tell me if you support or oppose the idea of conducting each of the following elections while the war is ongoing?



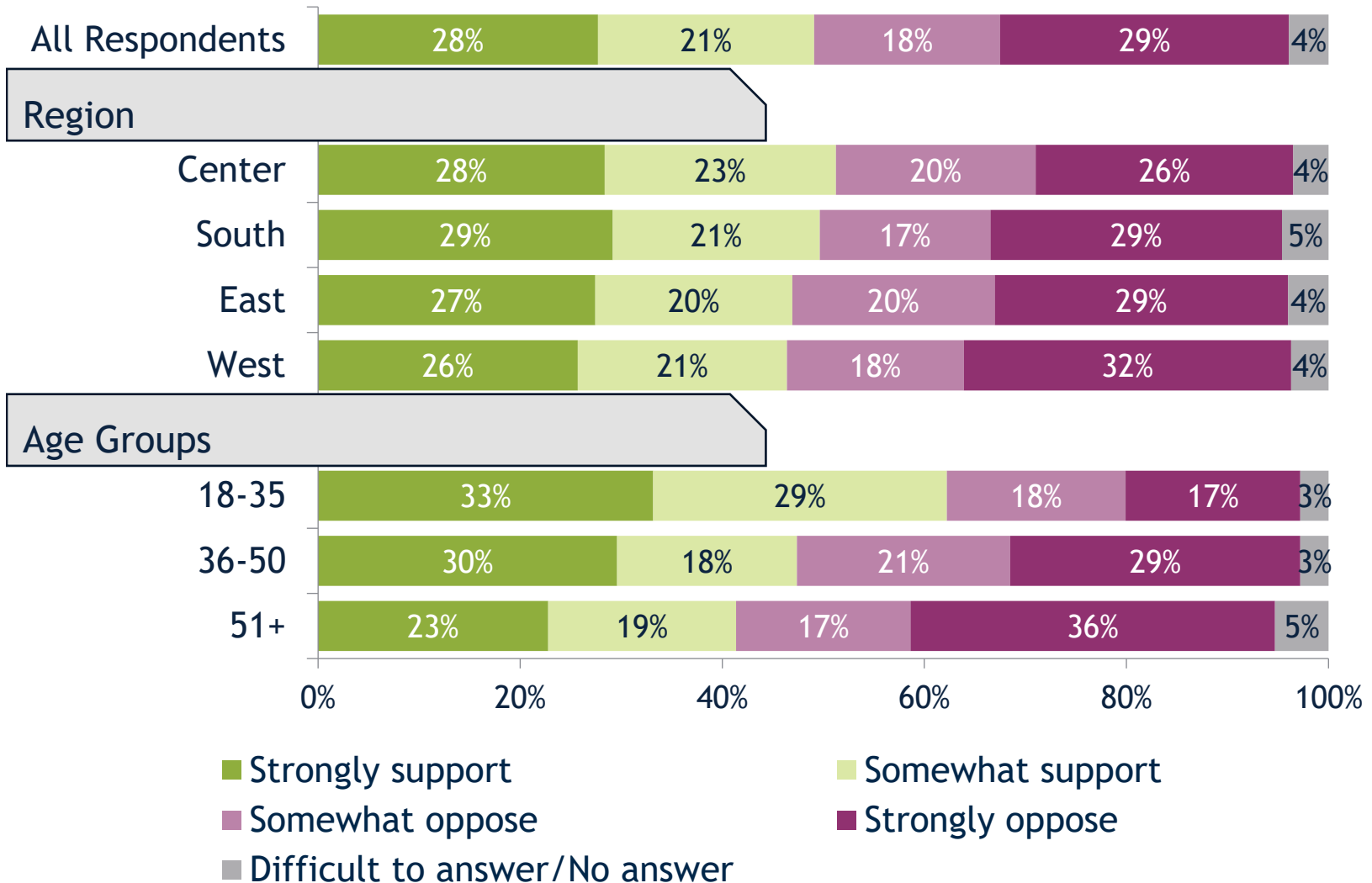


Please tell me if you support or oppose the idea of conducting elections for the Verkhovna Rada while the war is ongoing?

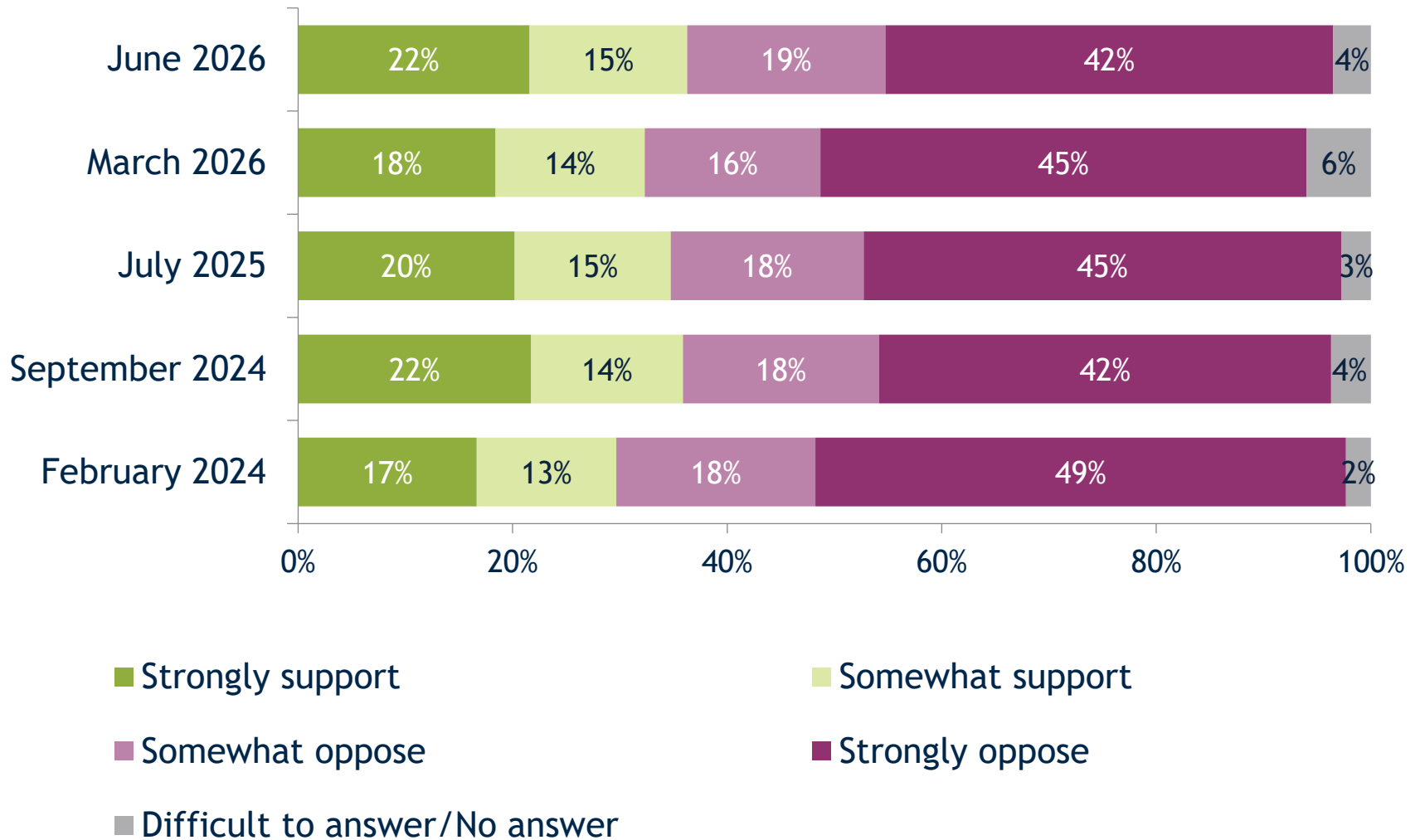


- Strongly support
- Somewhat support
- Somewhat oppose
- Strongly oppose
- Difficult to answer/No answer

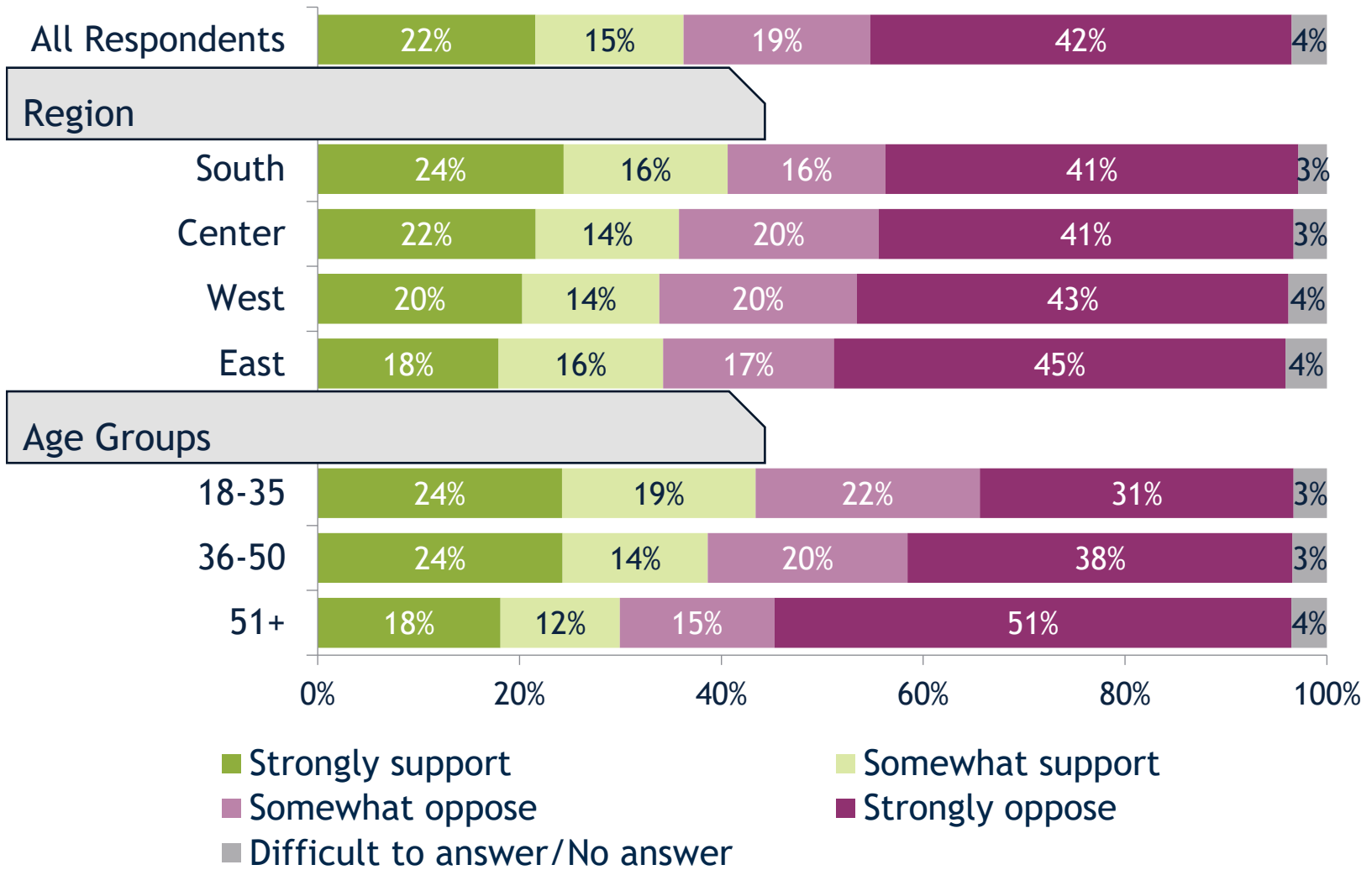
Please tell me if you support or oppose the idea of conducting elections for the Verkhovna Rada while the war is ongoing?



Please tell me if you support or oppose the idea of conducting elections for the President of Ukraine while the war is ongoing?



Please tell me if you support or oppose the idea of conducting elections for the President of Ukraine while the war is ongoing?



Please tell me if you support or oppose the idea of conducting elections for local authorities while the war is ongoing?



■ Strongly support

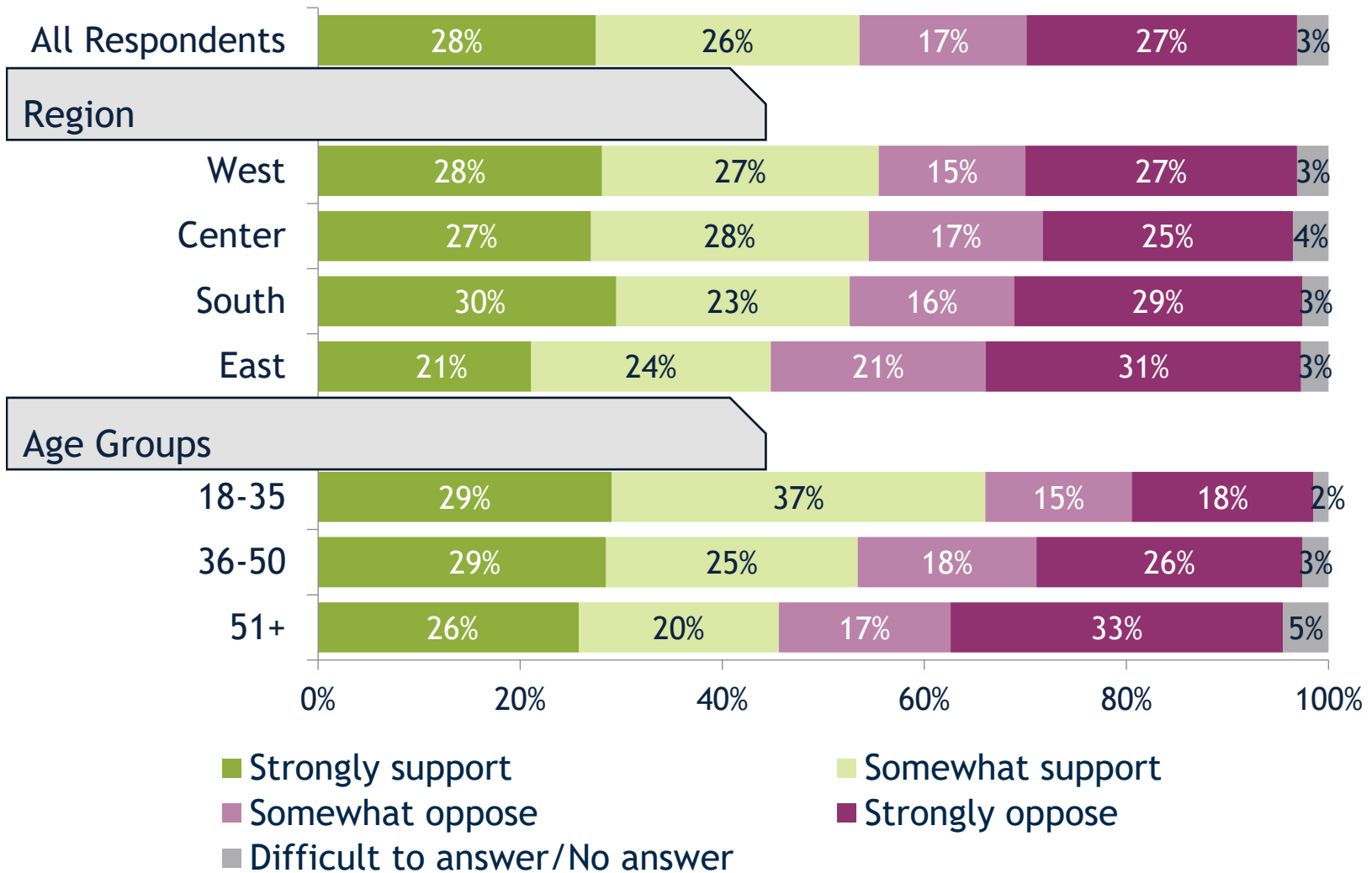
■ Somewhat support

■ Somewhat oppose

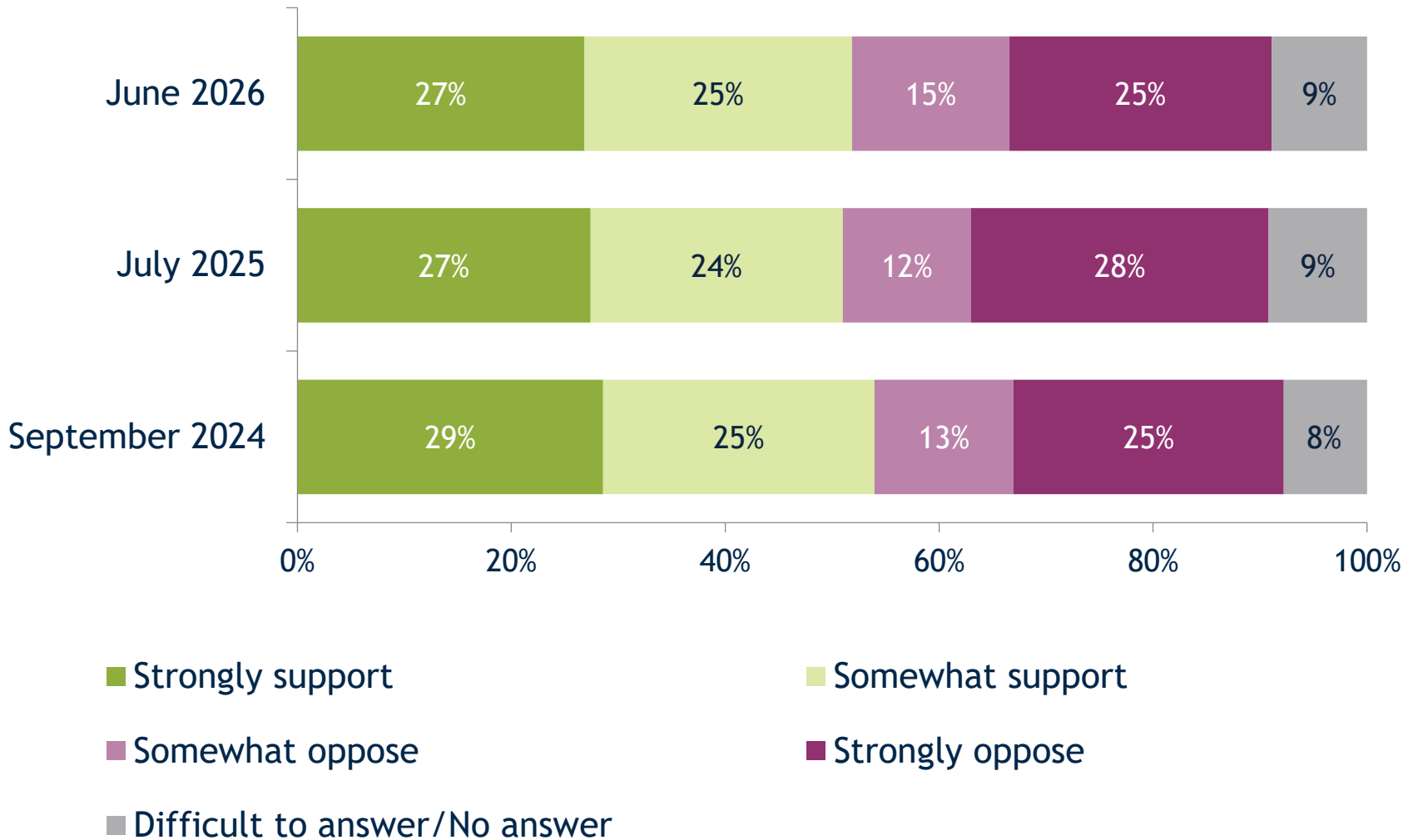
■ Strongly oppose

■ Difficult to answer/No answer

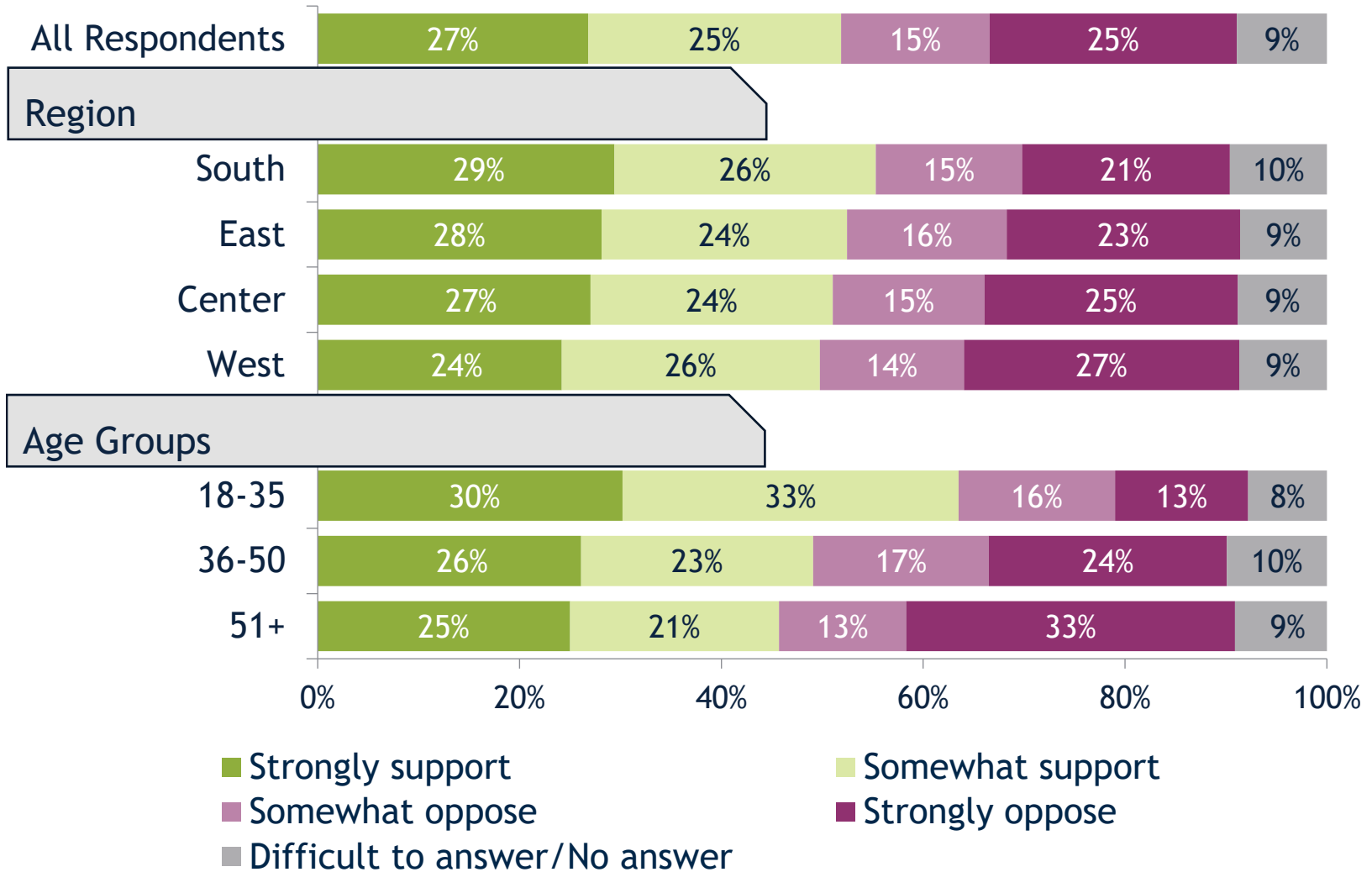
Please tell me if you support or oppose the idea of conducting elections for local authorities while the war is ongoing?



Please tell me if you support or oppose the idea of conducting all-Ukrainian Referendum about the end of the war while the war is ongoing?

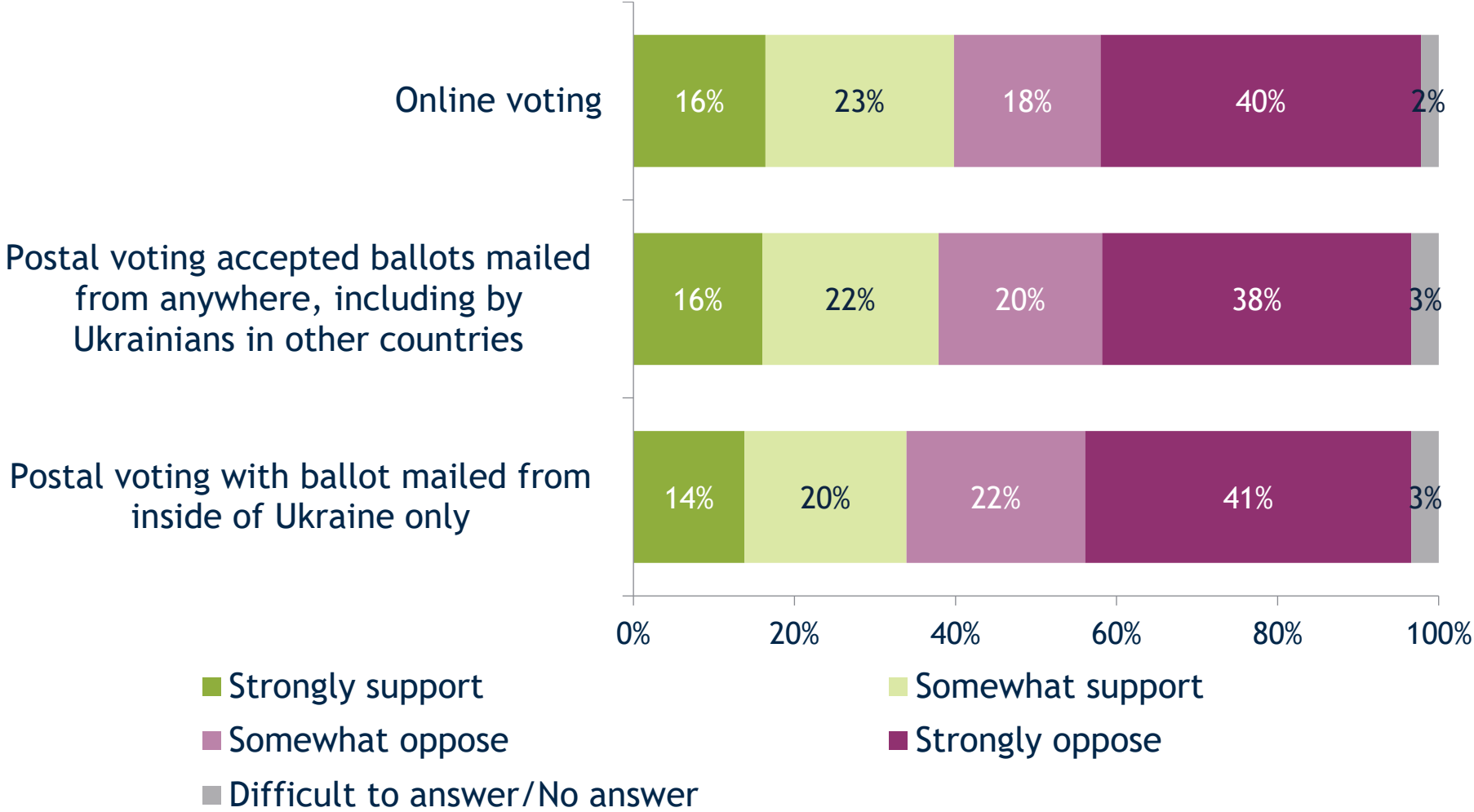


Please tell me if you support or oppose the idea of conducting all-Ukrainian Referendum about the end of the war while the war is ongoing?

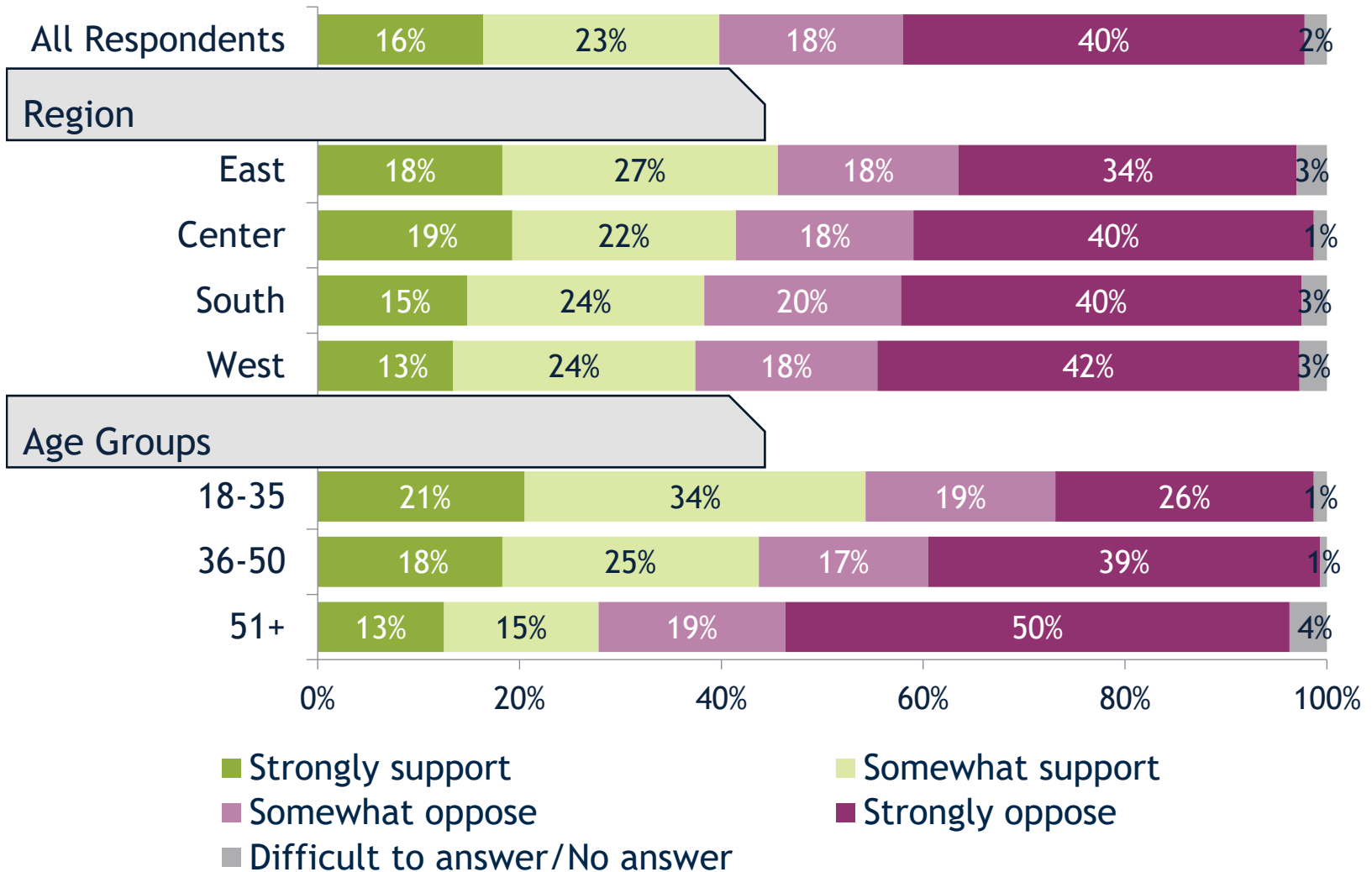




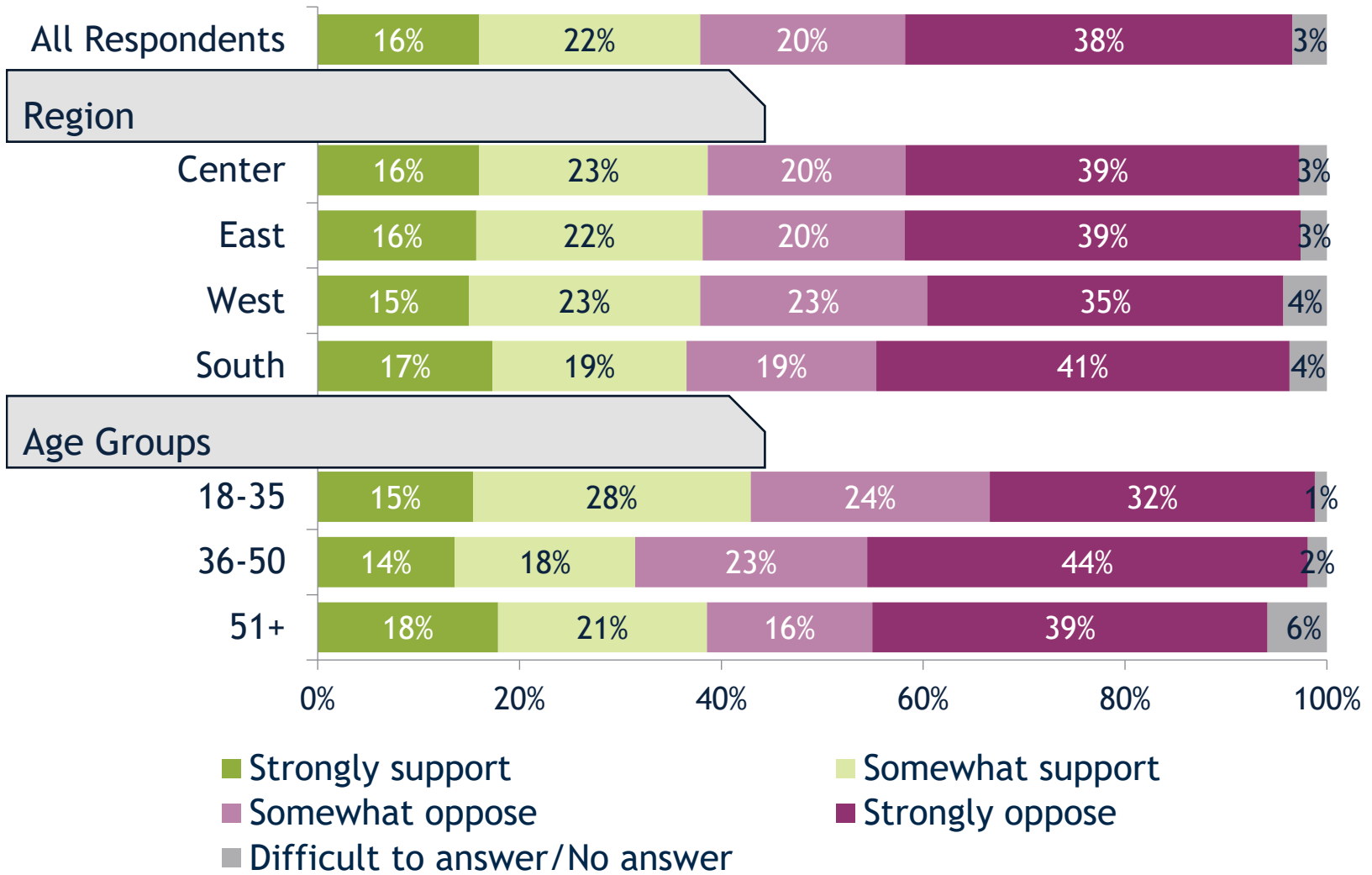
Along with traditional in-person voting at polling stations, some countries have other methods. I will read you three of them, please, tell me whether you support or oppose the introduction of each of them in Ukraine?



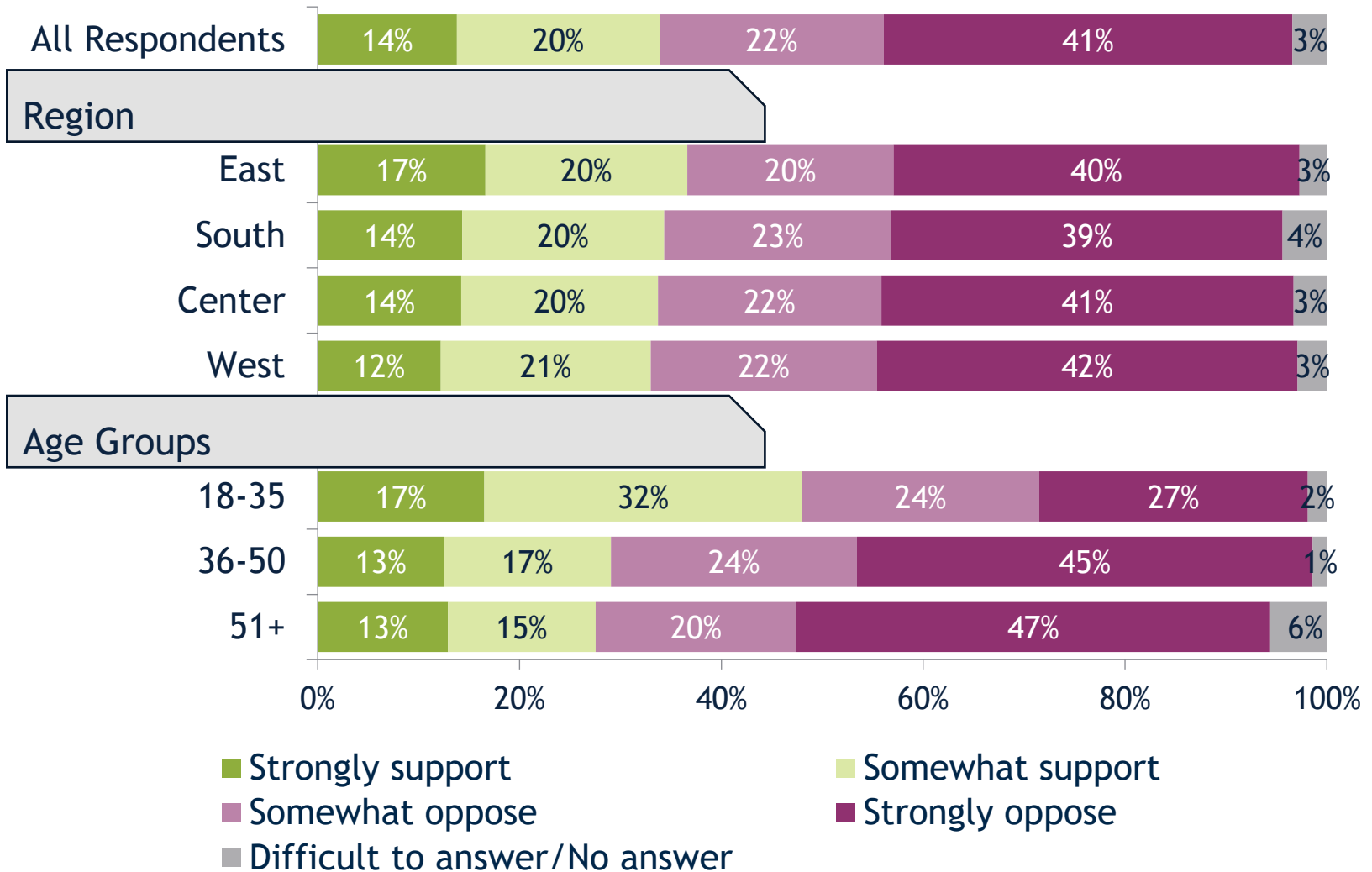
Along with traditional in-person voting at polling stations, some countries have other methods. I will read you three of them, please, tell me whether you support or oppose the introduction of online voting in Ukraine?



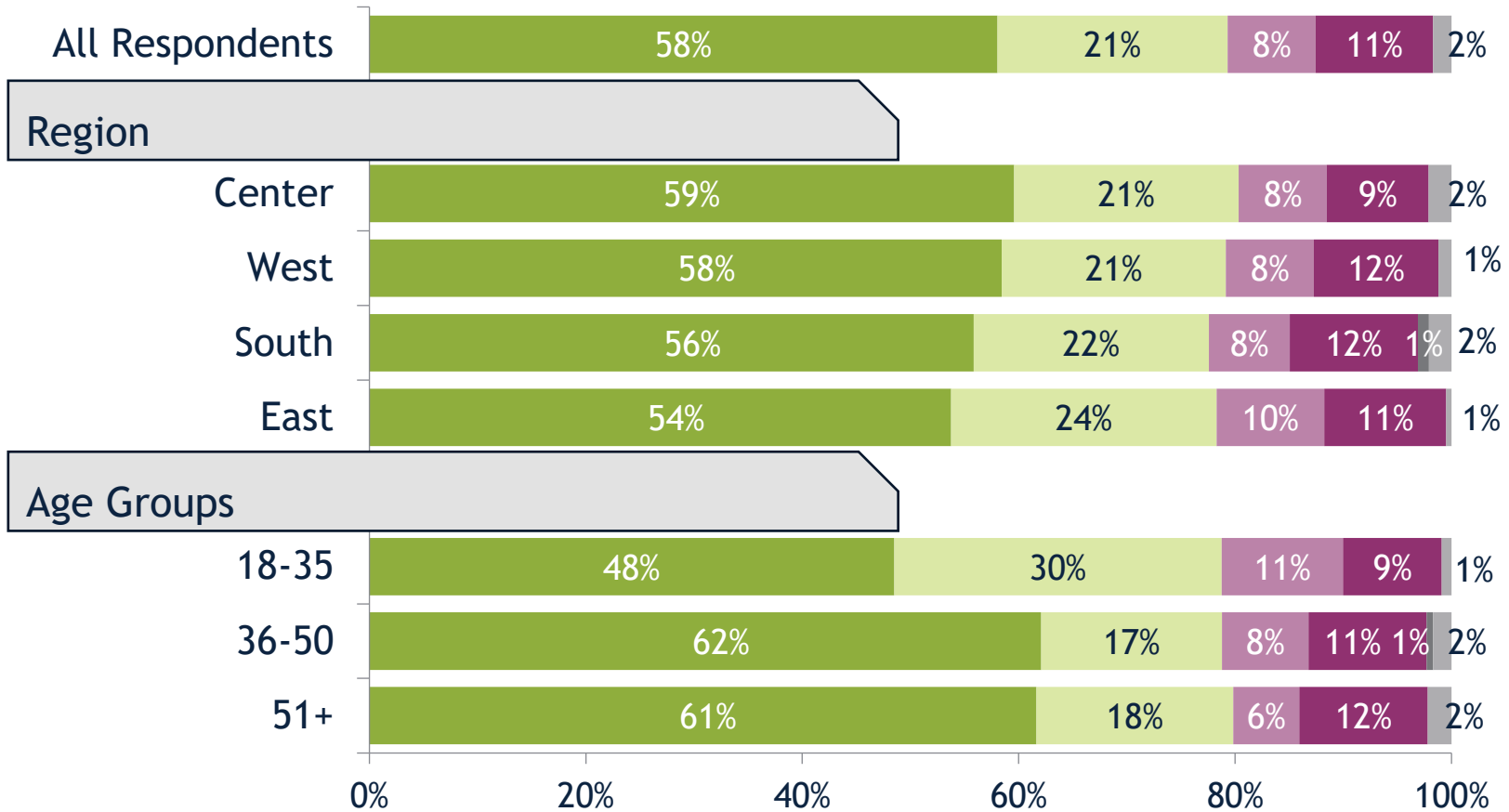
Along with traditional in-person voting at polling stations, some countries have other methods. I will read you three of them, please, tell me whether you support or oppose the introduction of postal voting (accepted ballots mailed from anywhere, including by Ukrainians in other countries) in Ukraine?



Along with traditional in-person voting at polling stations, some countries have other methods. I will read you three of them, please, tell me whether you support or oppose the introduction of postal voting (with ballots mailed from inside of Ukraine only) in Ukraine?



If presidential elections were held this coming Sunday how likely or unlikely are you to vote? I would like to remind you that your response is confidential.

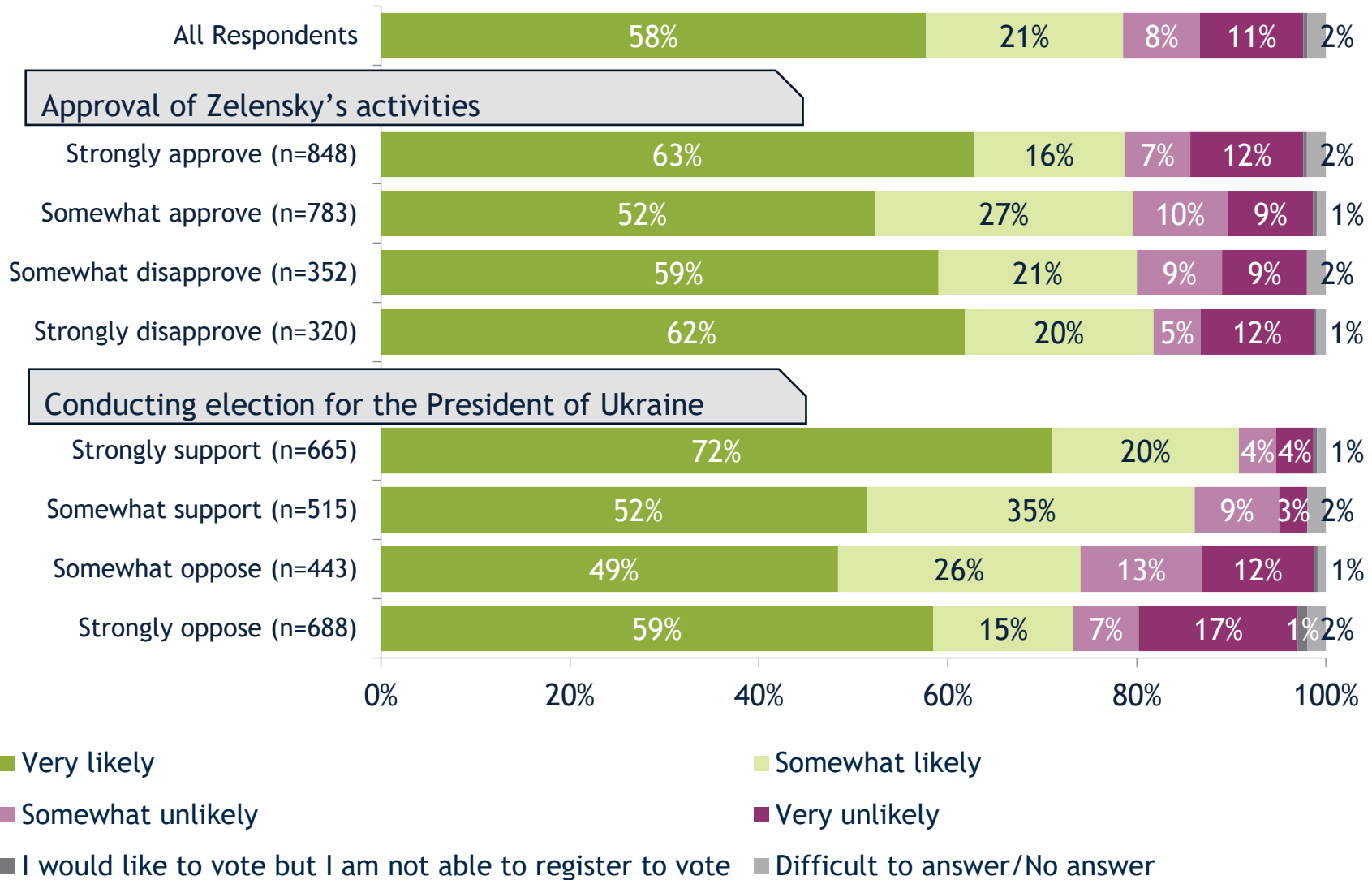


- Very likely
- Somewhat likely
- Somewhat unlikely
- Very unlikely
- I would like to vote but I am not able to register to vote
- Difficult to answer/No answer

*Data labels for responses receiving <1% are not displayed

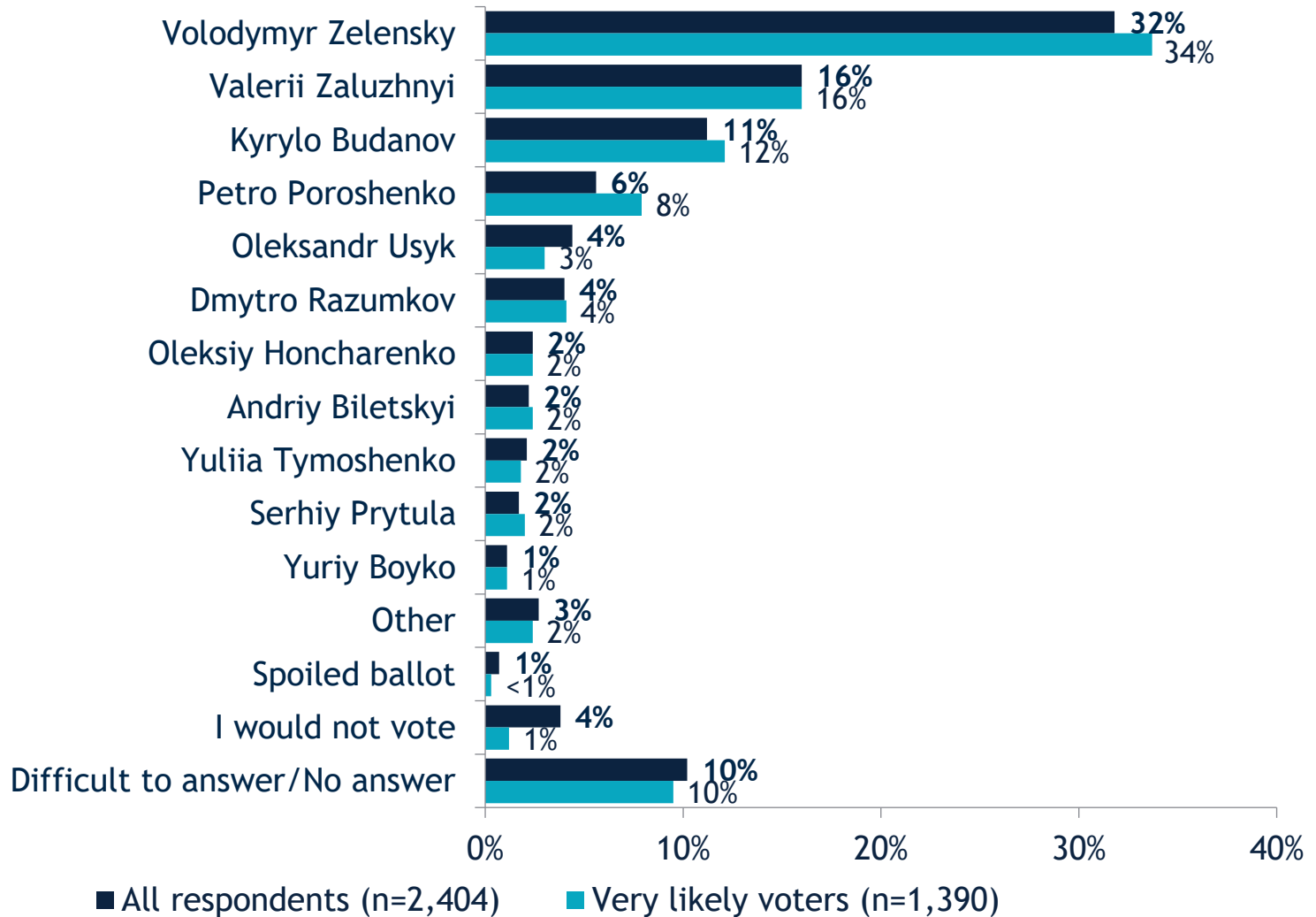


If presidential elections were held this coming Sunday how likely or unlikely are you to vote? I would like to remind you that your response is confidential.



*Data labels for responses receiving <1% are not displayed

If presidential elections were held this coming Sunday for which candidate, if any, would you vote? I would like to remind you that your response is confidential.



*Responses mentioned by less than 1% are collapsed into 'Other'

If presidential elections were held next Sunday, for which party, if any, would you vote?

(Among all respondents)

	July 2025	June 2026
Volodymyr Zelensky	31%	32%
Valerii Zaluzhnyi	25%	16%
Kyrylo Budanov	5%	11%
Petro Poroshenko	6%	6%
Oleksandr Usyk	-	4%
Dmytro Razumkov	4%	4%
Oleksiy Honcharenko	3%	2%
Andriy Biletskyi	3%	2%
Yuliia Tymoshenko	3%	2%
Serhiy Prytula	3%	2%
Yuriy Boyko	1%	1%
Other	3%	2%
Spoiled ballot	1%	1%
I would not vote	5%	4%
Difficult to answer/No answer	9%	10%

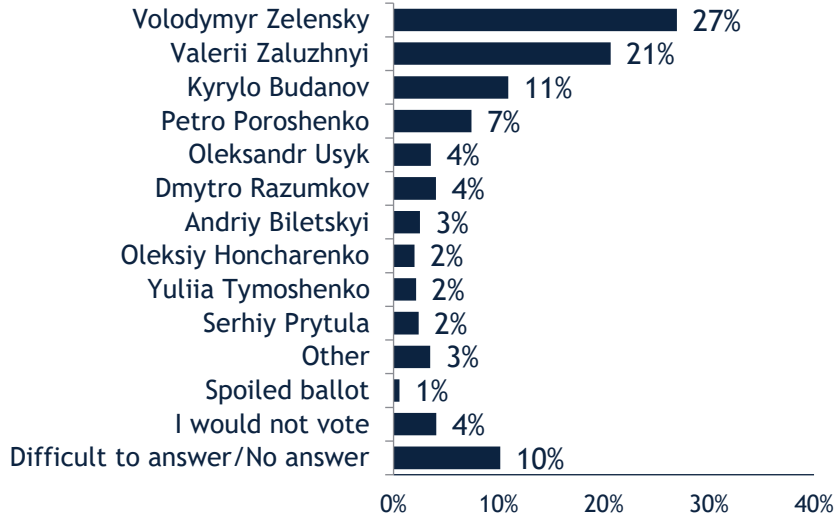
*Responses mentioned by less than 1% in June 2026 are collapsed into 'Other'

If presidential elections were held this coming Sunday for which candidate, if any, would you vote?

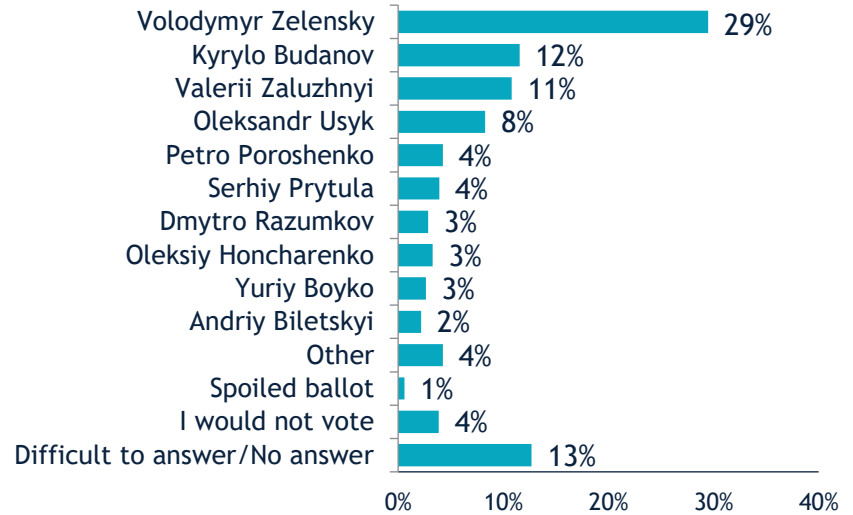
(Among all respondents)

*Responses mentioned by less than 2% are collapsed into 'Other'

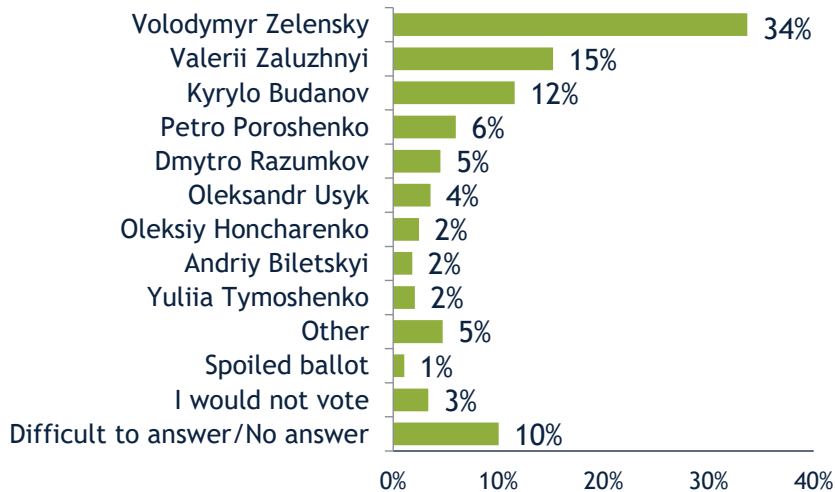
West



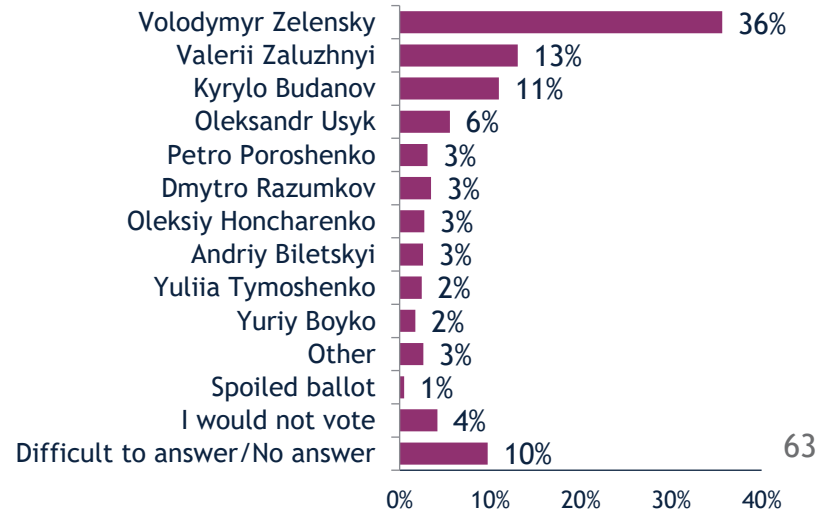
East



Center



South



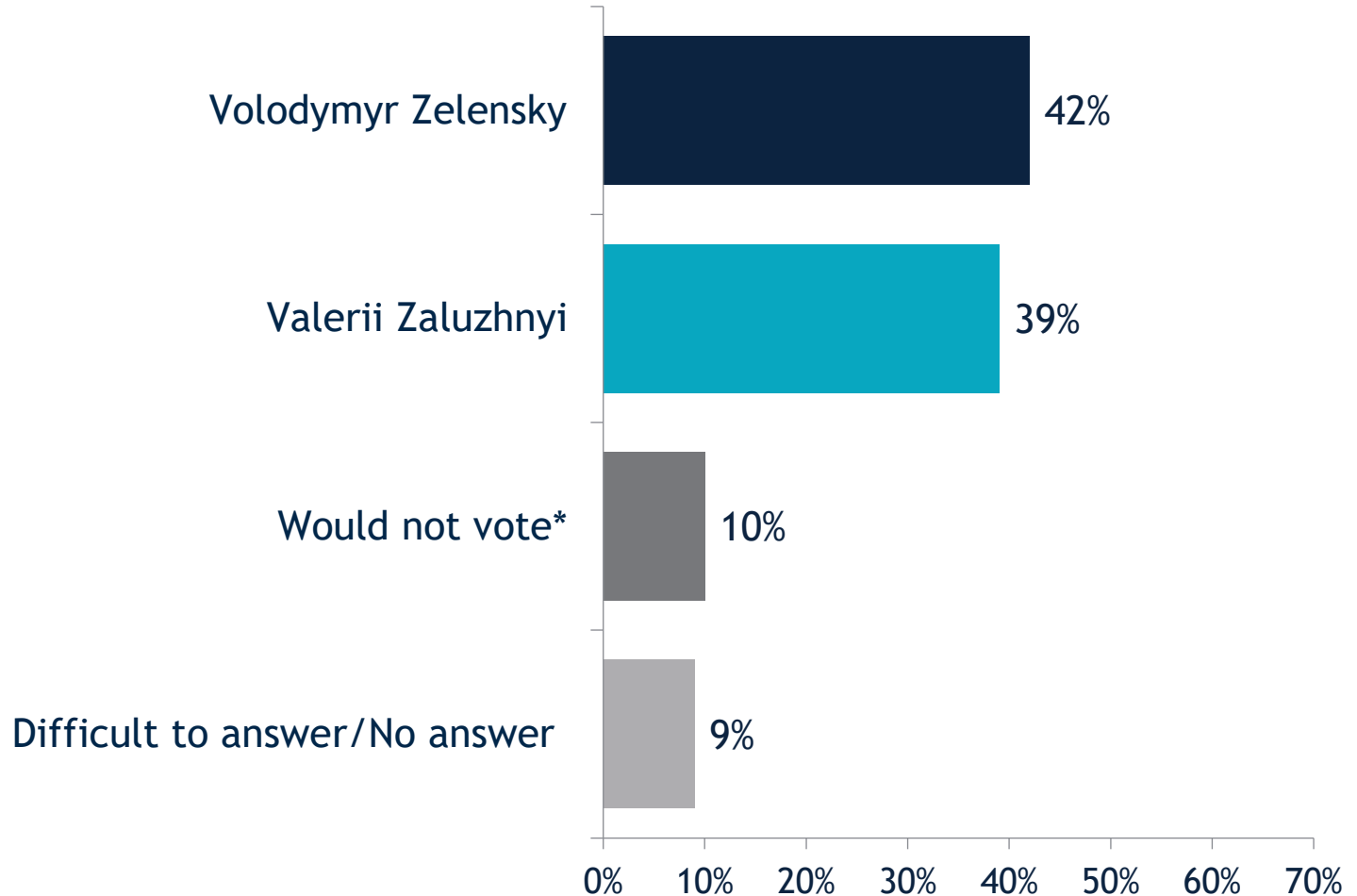
If presidential elections were held this coming Sunday for which candidate, if any, would you vote?

(Among all respondents)

	Age Group			Region			
	18-35	36-50	51+	West	Center	South	East
Volodymyr Zelensky	28%	30%	36%	27%	34%	36%	29%
Valerii Zaluzhnyi	11%	15%	20%	21%	15%	13%	11%
Kyrylo Budanov	11%	12%	11%	11%	12%	11%	12%
Petro Poroshenko	6%	7%	5%	7%	6%	3%	4%
Oleksandr Usyk	8%	5%	2%	4%	4%	6%	8%
Dmytro Razumkov	3%	5%	4%	4%	5%	3%	3%
Oleksiy Honcharenko	4%	2%	2%	2%	2%	3%	3%
Andriy Biletskyi	3%	2%	2%	3%	2%	3%	2%
Yuliia Tymoshenko	2%	2%	2%	2%	2%	2%	1%
Serhiy Prytula	4%	2%	1%	2%	1%	1%	4%
Yuriy Boyko	1%	1%	2%	1%	1%	2%	3%
Other	3%	2%	2%	2%	3%	3%	2%
Spoiled ballot	1%	1%	1%	1%	1%	1%	1%
I would not vote	5%	4%	3%	4%	3%	4%	4%
Difficult to answer/No answer	12%	10%	9%	10%	10%	10%	13%

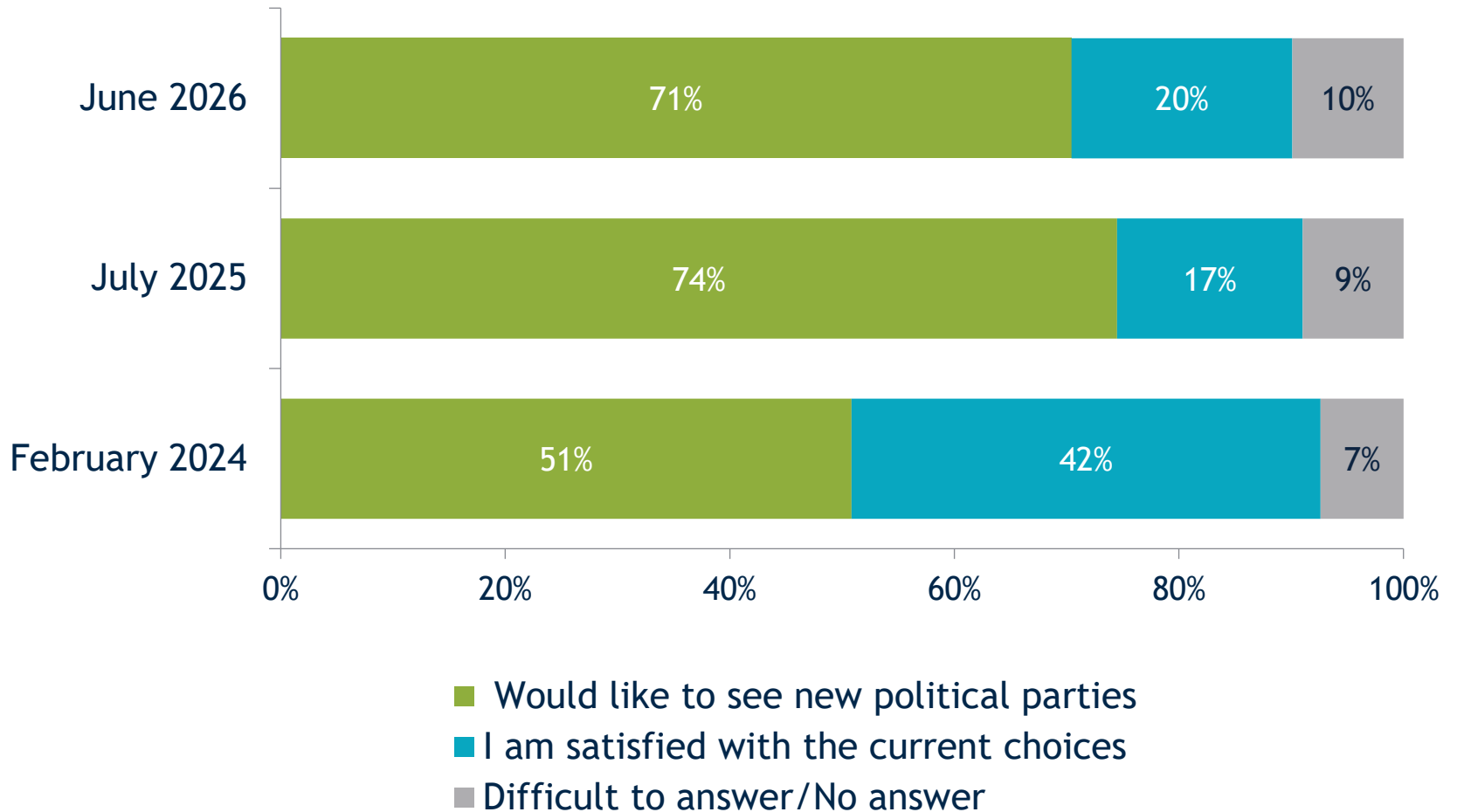
*Responses mentioned by less than 1% are collapsed into 'Other'

For each of the combinations I will read to you, if the following two candidates made it to a second round in a hypothetical presidential election, for whom would you vote?



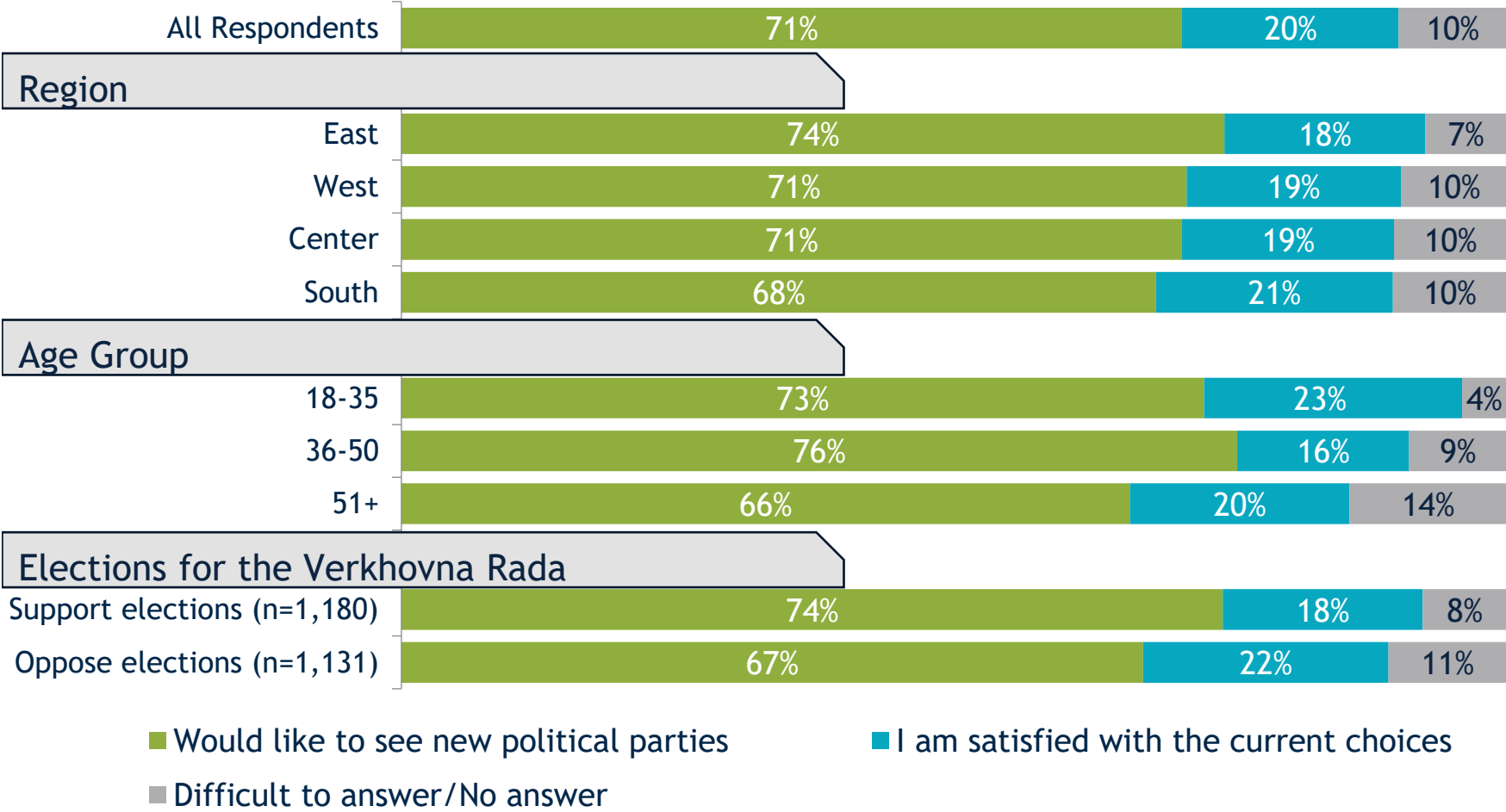
*This response was spontaneous and was not read to respondents

Would you like to see new political parties in future elections or are you satisfied with the current choices?



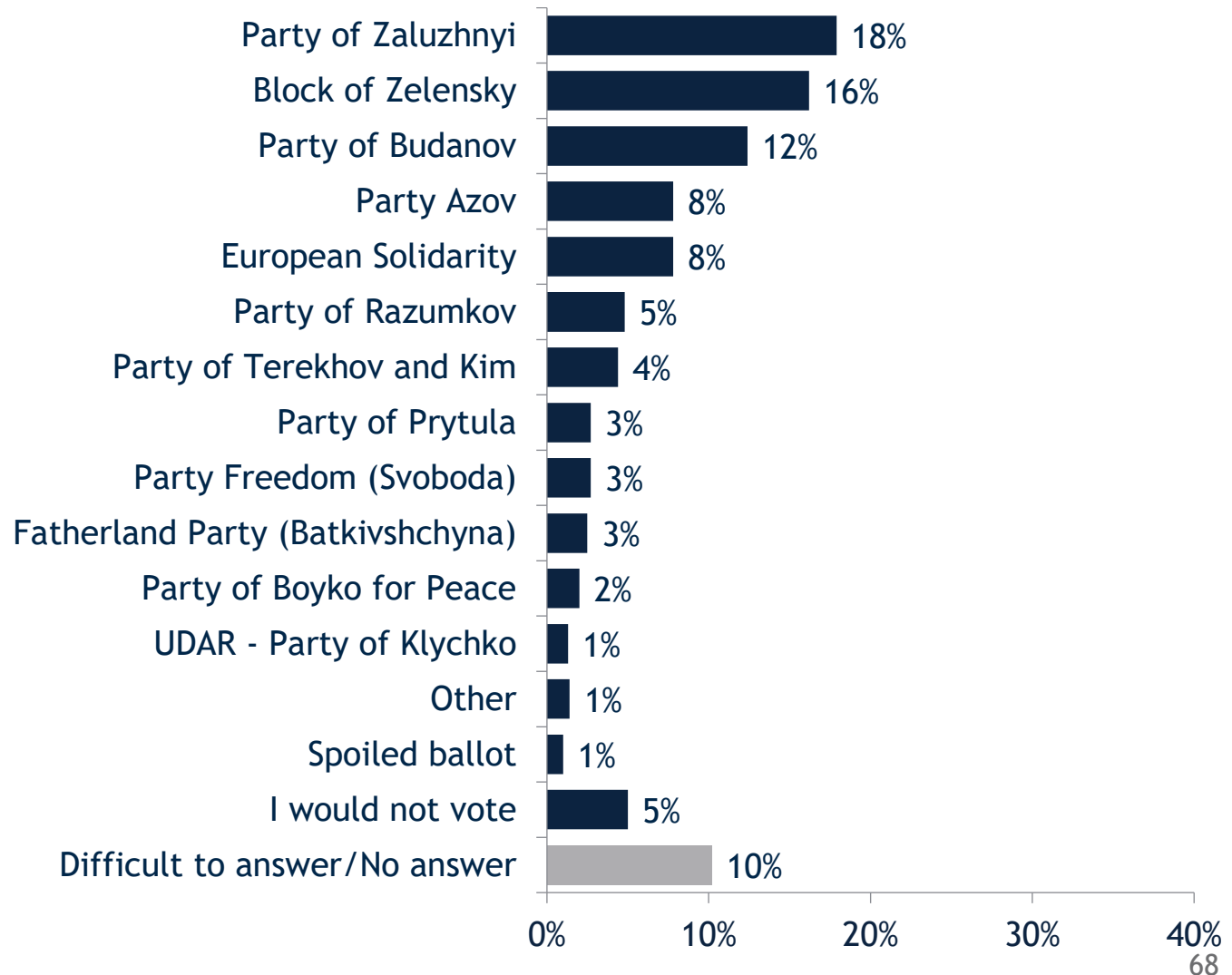


Would you like to see new political parties in future elections or are you satisfied with the current choices?



If Parliamentary elections were held next Sunday, for which party, if any, would you vote? I would like to remind you that your response is confidential

(Among all respondents)



*Responses mentioned by less than 1% are collapsed into 'Other'

If Parliamentary elections were held next Sunday, for which party, if any, would you vote?

(Among all respondents)

	July 2025	June 2026
Party of Zaluzhnyi	22%	18%
Block of Zelensky	14%	16%
Party of Budanov	7%	12%
European Solidarity	8%	8%
Party Azov	8%	8%
Party of Razumkov	5%	5%
Party of Terekhov and Kim	-	4%
Party of Prytula	5%	3%
Party Freedom (Svoboda)	3%	3%
Fatherland Party (Batkivshchyna)	3%	3%
Party of Boyko for Peace	2%	2%
UDAR - Party of Klytchko	1%	1%
Other	2%	1%
Spoiled ballot	1%	1%
I would not vote	6%	5%
Difficult to answer/No answer	12%	10%

*Responses mentioned by less than 1% in June 2026 are collapsed into 'Other'

If Parliamentary elections were held next Sunday, for which party, if any, would you vote?

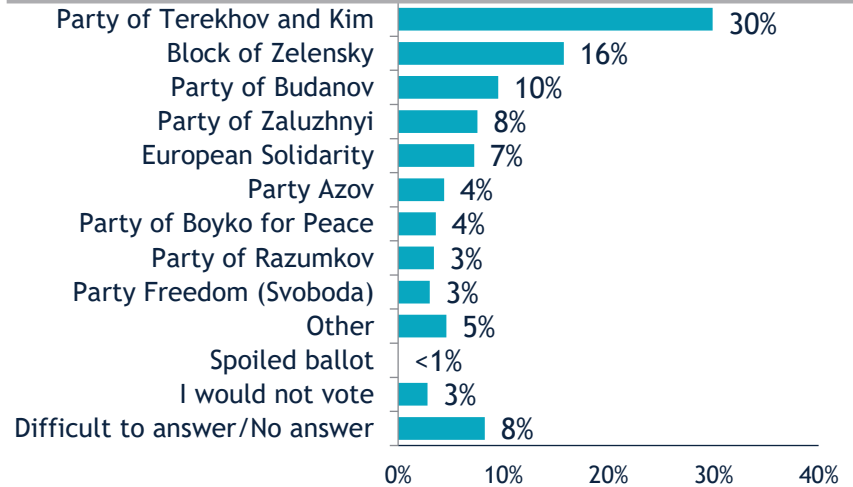
(Among all respondents)

*Responses mentioned by less than 2% are collapsed into 'Other'

West



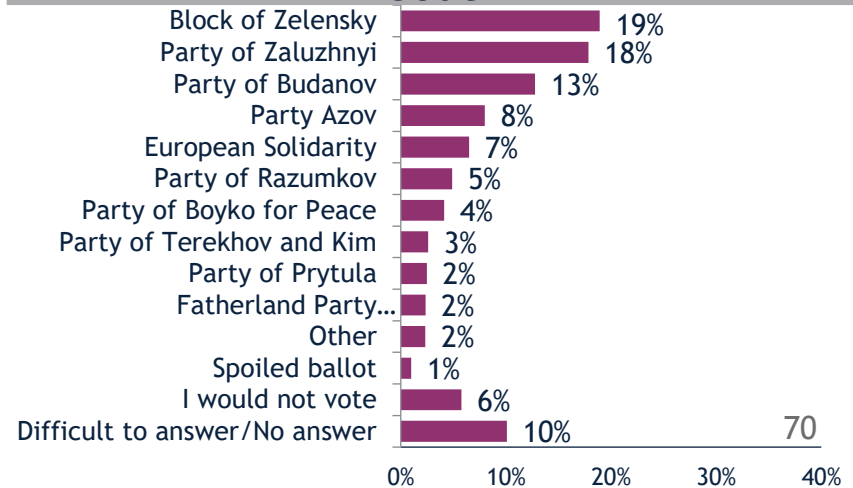
East



Center



South



If Parliamentary elections were held next Sunday, for which party, if any, would you vote?

(Among all respondents)

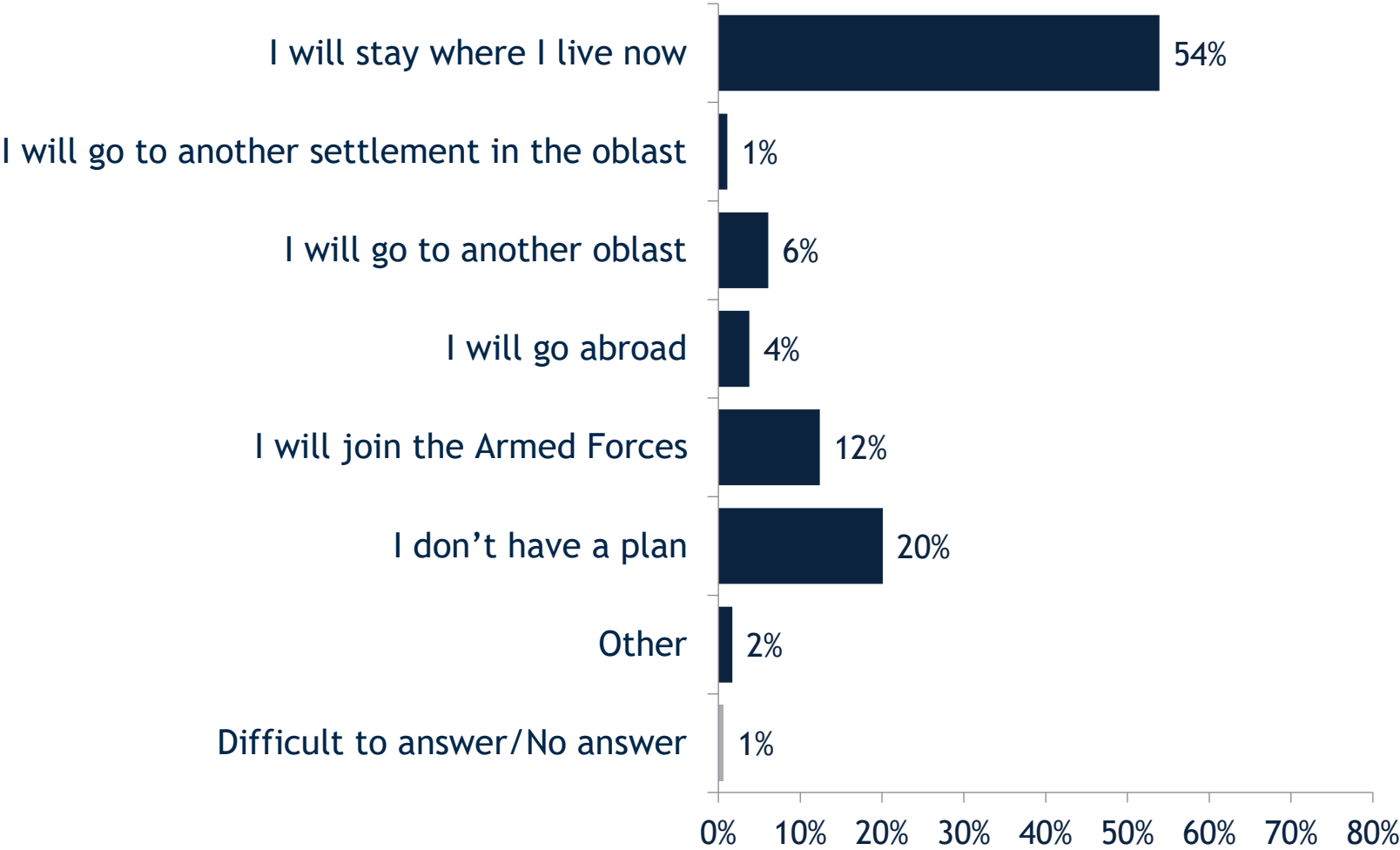
	Age Group			Region			
	18-35	36-50	51+	West	Center	South	East
Party of Zaluzhnyi	14%	18%	21%	19%	19%	18%	8%
Block of Zelensky	15%	14%	18%	15%	16%	19%	16%
Party of Budanov	14%	12%	12%	12%	13%	13%	10%
European Solidarity	8%	7%	8%	9%	8%	7%	7%
Party Azov	9%	9%	7%	8%	9%	8%	4%
Party of Razumkov	3%	5%	6%	5%	5%	5%	3%
Party of Terekhov and Kim	4%	5%	4%	2%	3%	3%	30%
Party of Prytula	5%	3%	1%	4%	2%	2%	1%
Party Freedom (Svoboda)	2%	2%	4%	4%	2%	1%	3%
Fatherland Party (Batkivshchyna)	2%	4%	2%	3%	3%	2%	1%
Party of Boyko for Peace	1%	2%	2%	1%	1%	4%	4%
UDAR - Party of Klytchko	2%	2%	1%	1%	1%	1%	1%
Other	2%	1%	1%	1%	2%	1%	<1%
Spoiled ballot	1%	1%	1%	1%	1%	1%	<1%
I would not vote	7%	4%	4%	5%	5%	6%	3%
Difficult to answer/No answer	11%	11%	9%	10%	11%	10%	8%

*Responses mentioned by less than 1% are collapsed into 'Other'

War Related Challenges



What do you plan to do in the event of aggravation of the situation at the front, for example, a Russian breakthrough on one of the fronts?



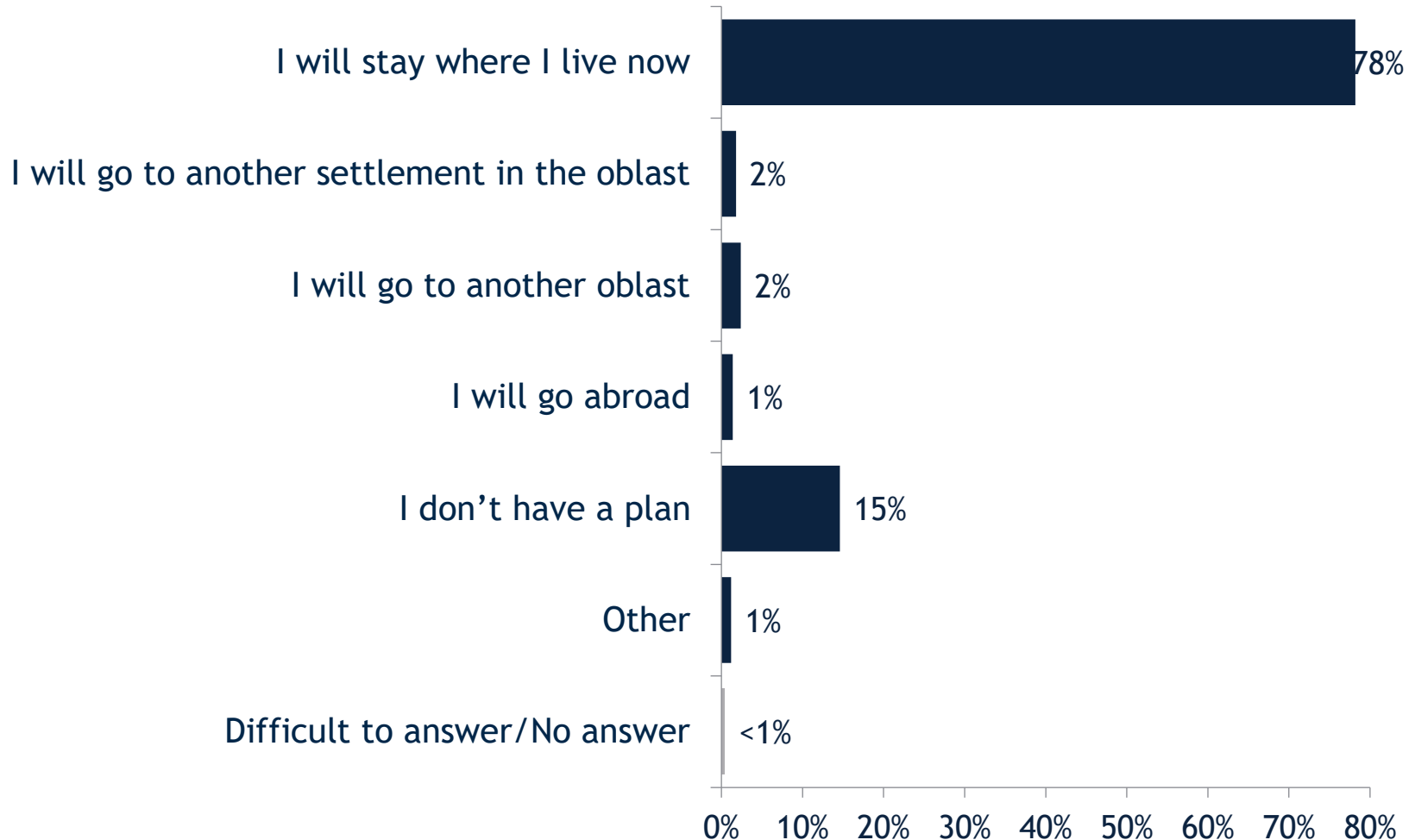
What do you plan to do in the event of aggravation of the situation at the front, for example, a Russian breakthrough on one of the fronts?

	September 2024	July 2025	March 2026	June 2026
I will stay where I live now	56%	53%	55%	54%
I will go to another settlement in the oblast	2%	2%	2%	1%
I will go to another oblast	8%	8%	8%	6%
I will go abroad	3%	5%	4%	4%
I will join the Armed Forces	7%	10%	8%	12%
I don't have a plan	21%	19%	19%	20%
Other	2%	1%	2%	2%
Difficult to answer/No answer	2%	1%	2%	1%

What do you plan to do in the event of aggravation of the situation at the front, for example, a Russian breakthrough on one of the fronts?

	Age Groups			Region				Gender	
	18-35	36-50	51+	West	Center	South	East	Male	Female
I will stay where I live now	43%	51%	63%	63%	54%	47%	39%	48%	60%
I will go to another settlement in the oblast	2%	1%	1%	<1%	1%	2%	2%	1%	1%
I will go to another oblast	7%	6%	5%	1%	5%	12%	16%	4%	8%
I will go abroad	7%	3%	2%	5%	4%	2%	6%	3%	5%
I will join the Armed Forces	14%	15%	9%	12%	14%	11%	12%	22%	4%
I don't have a plan	24%	21%	17%	17%	20%	23%	22%	19%	21%
Other	3%	1%	1%	2%	1%	2%	2%	3%	1%
Difficult to answer/No answer	1%	2%	1%	1%	1%	1%	3%	1%	1%

What do you plan to do in the event of an exacerbation with the electricity supply or its complete disconnection for a period lasting longer than 5 days?



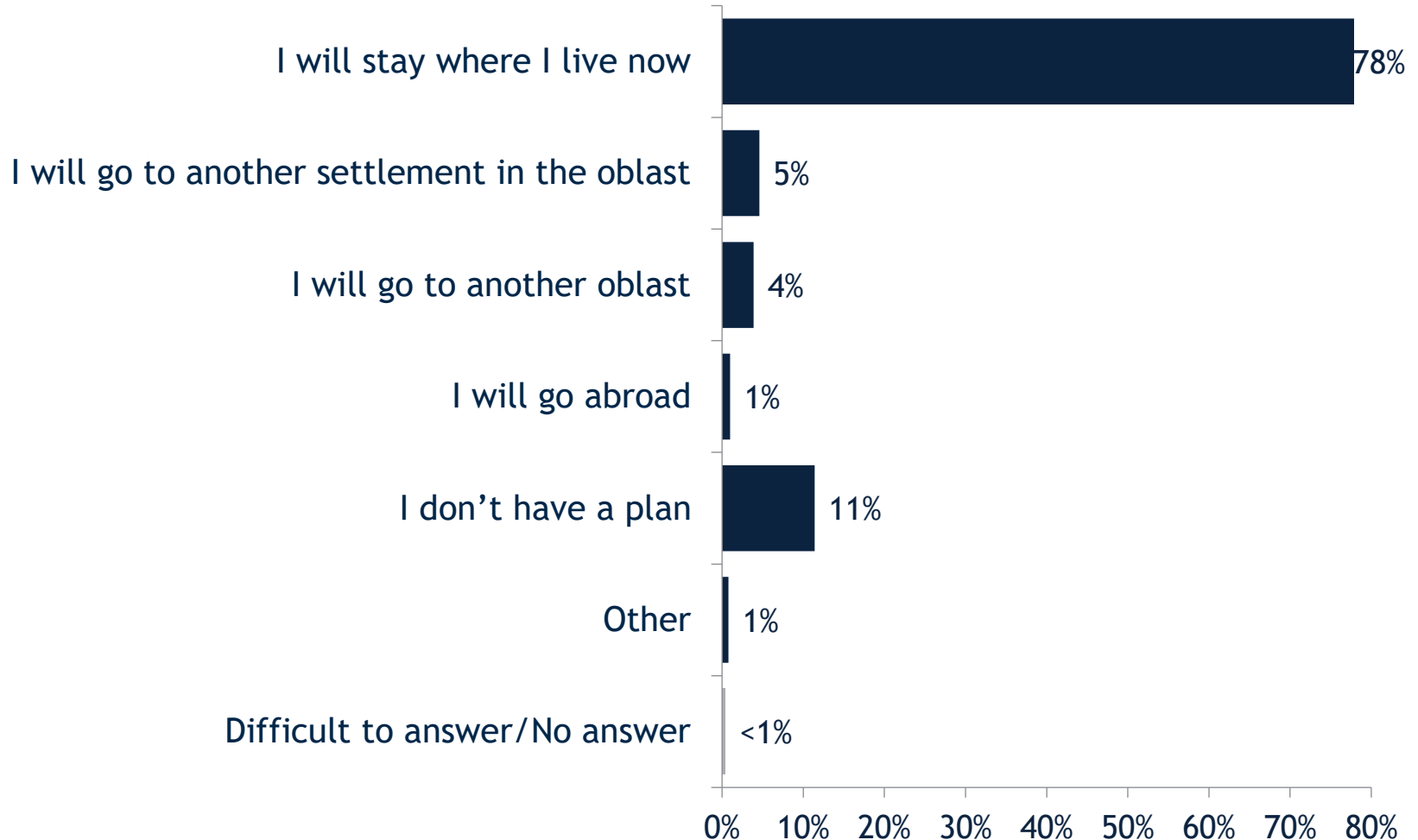
What do you plan to do in the event of an exacerbation with the electricity supply or its complete disconnection for a period lasting longer than 5 days?

	February 2023	September 2023	September 2024	March 2026	June 2026
I will stay where I live now	82%	82%	70%	76%	78%
I will go to another settlement in the oblast	4%	3%	3%	3%	2%
I will go to another oblast	2%	1%	3%	2%	2%
I will go abroad	1%	1%	2%	2%	1%
I don't have a plan	11%	11%	20%	15%	15%
Other	1%	1%	1%	1%	1%
Difficult to answer/No answer	<1%	1%	1%	1%	<1%

What do you plan to do in the event of an exacerbation with the electricity supply or its complete disconnection for a period lasting longer than 5 days?

	Age Groups			Region				Gender	
	18-35	36-50	51+	West	Center	South	East	Male	Female
I will stay where I live now	69%	79%	84%	82%	78%	74%	80%	78%	78%
I will go to another settlement in the oblast	3%	3%	1%	3%	2%	1%	1%	2%	2%
I will go to another oblast	5%	2%	1%	<1%	3%	3%	4%	2%	3%
I will go abroad	4%	1%	<1%	2%	1%	1%	2%	2%	1%
I don't have a plan	18%	14%	13%	12%	15%	19%	12%	14%	15%
Other	1%	2%	1%	1%	1%	1%	-	2%	<1%
Difficult to answer/No answer	1%	<1%	<1%	1%	<1%	<1%	<1%	1%	<1%

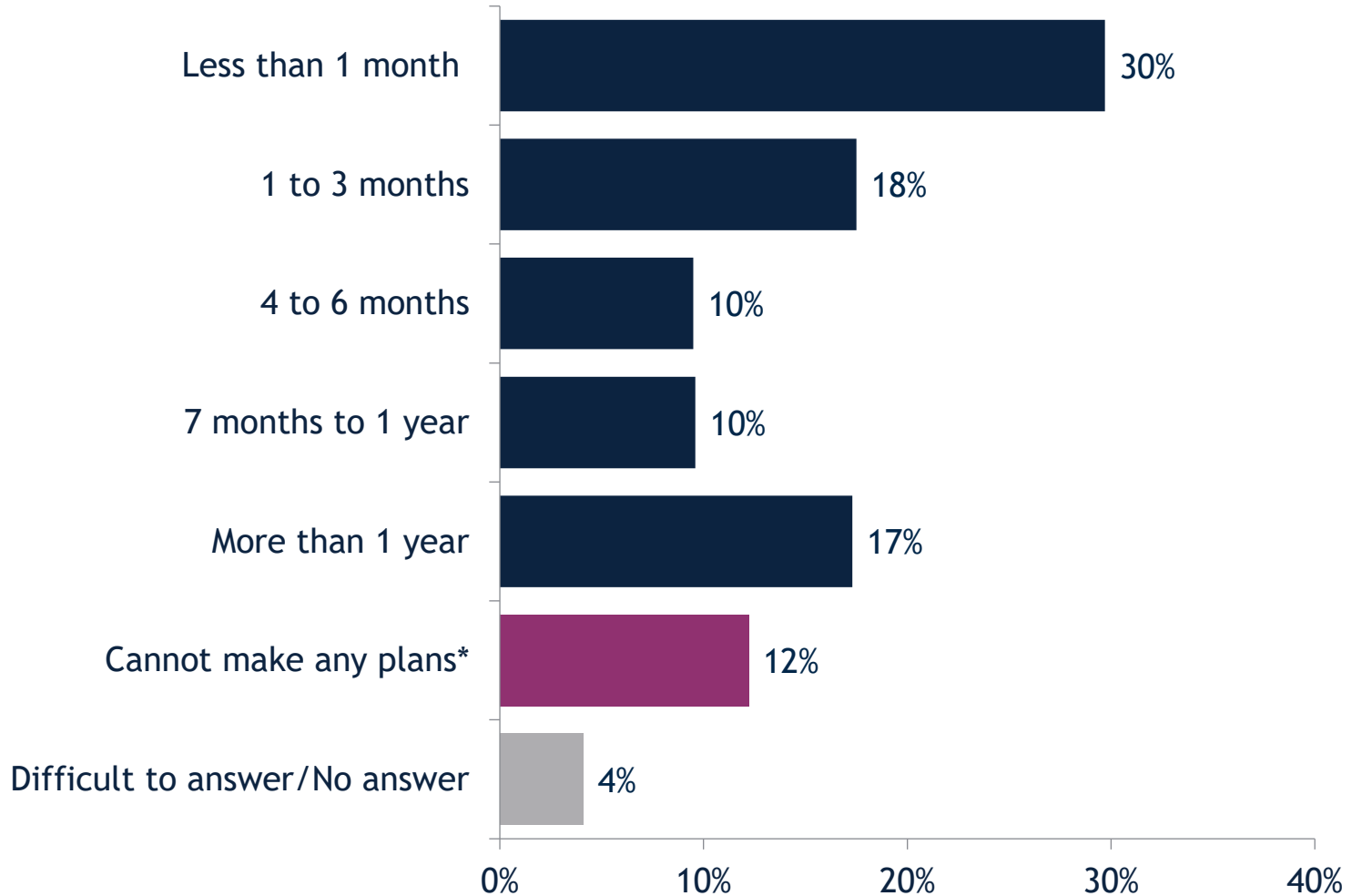
What do you plan to do in the event of occurrence of problems with the water supply or its complete cessation for a period lasting longer than 5 days?



What do you plan to do in the event of occurrence of problems with the water supply or its complete cessation for a period lasting longer than 5 days?

	Age Groups			Region				Gender	
	18-35	36-50	51+	West	Center	South	East	Male	Female
I will stay where I live now	67%	75%	87%	81%	76%	76%	83%	79%	77%
I will go to another settlement in the oblast	7%	6%	2%	7%	5%	3%	1%	5%	5%
I will go to another oblast	8%	4%	1%	1%	6%	4%	6%	3%	4%
I will go abroad	3%	1%	<1%	2%	1%	<1%	1%	1%	1%
I don't have a plan	15%	12%	9%	9%	12%	15%	9%	10%	13%
Other	1%	1%	1%	1%	1%	1%	-	2%	<1%
Difficult to answer/No answer	-	1%	<1%	1%	<1%	<1%	<1%	1%	<1%

Under martial law, for what period into the future do you feel you can make plans for your life?



*This response was spontaneous and was not read to respondents

Under martial law, for what period into the future do you feel you can make plans for your life?

	March 2026	June 2026
Less than 1 month	31%	30%
1 to 3 months	16%	18%
4 to 6 months	8%	10%
7 months to 1 year	9%	10%
More than 1 year	15%	17%
Cannot make any plans*	16%	12%
Difficult to answer/No answer	5%	4%

*This response was spontaneous and was not read to respondents

Under martial law, for what period into the future do you feel you can make plans for your life?

	Age Groups			Region			
	18-35	36-59	60+	West	Center	South	East
Less than 1 month	31%	34%	26%	23%	32%	33%	32%
1 to 3 months	20%	19%	15%	19%	17%	17%	17%
4 to 6 months	14%	10%	6%	10%	11%	7%	8%
7 months to 1 year	11%	10%	9%	14%	8%	7%	10%
More than 1 year	19%	17%	17%	18%	17%	19%	14%
Cannot make any plans*	5%	7%	20%	12%	12%	13%	15%
Difficult to answer/No answer	1%	2%	7%	4%	4%	5%	4%

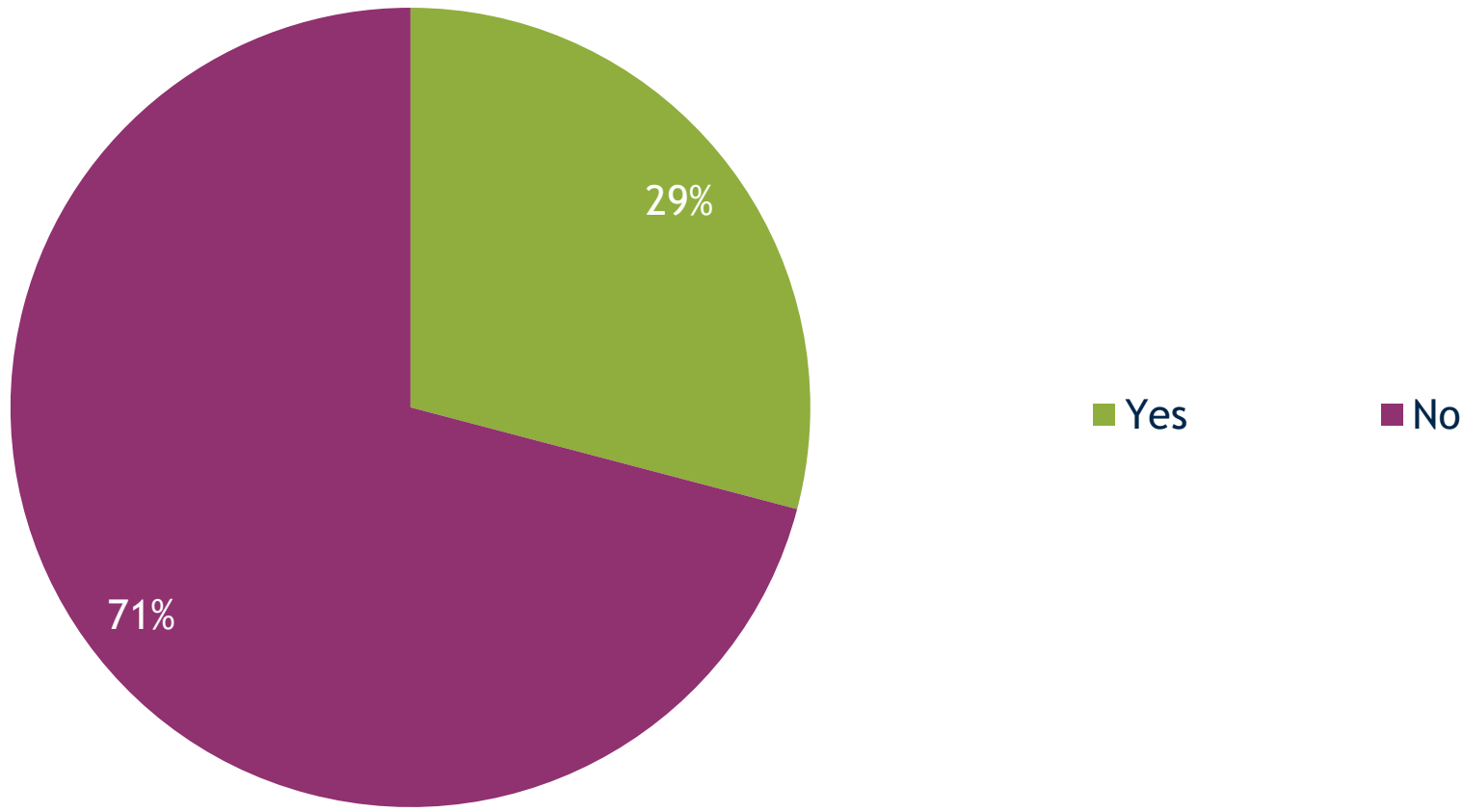
*This response was spontaneous and was not read to respondents

Demographics

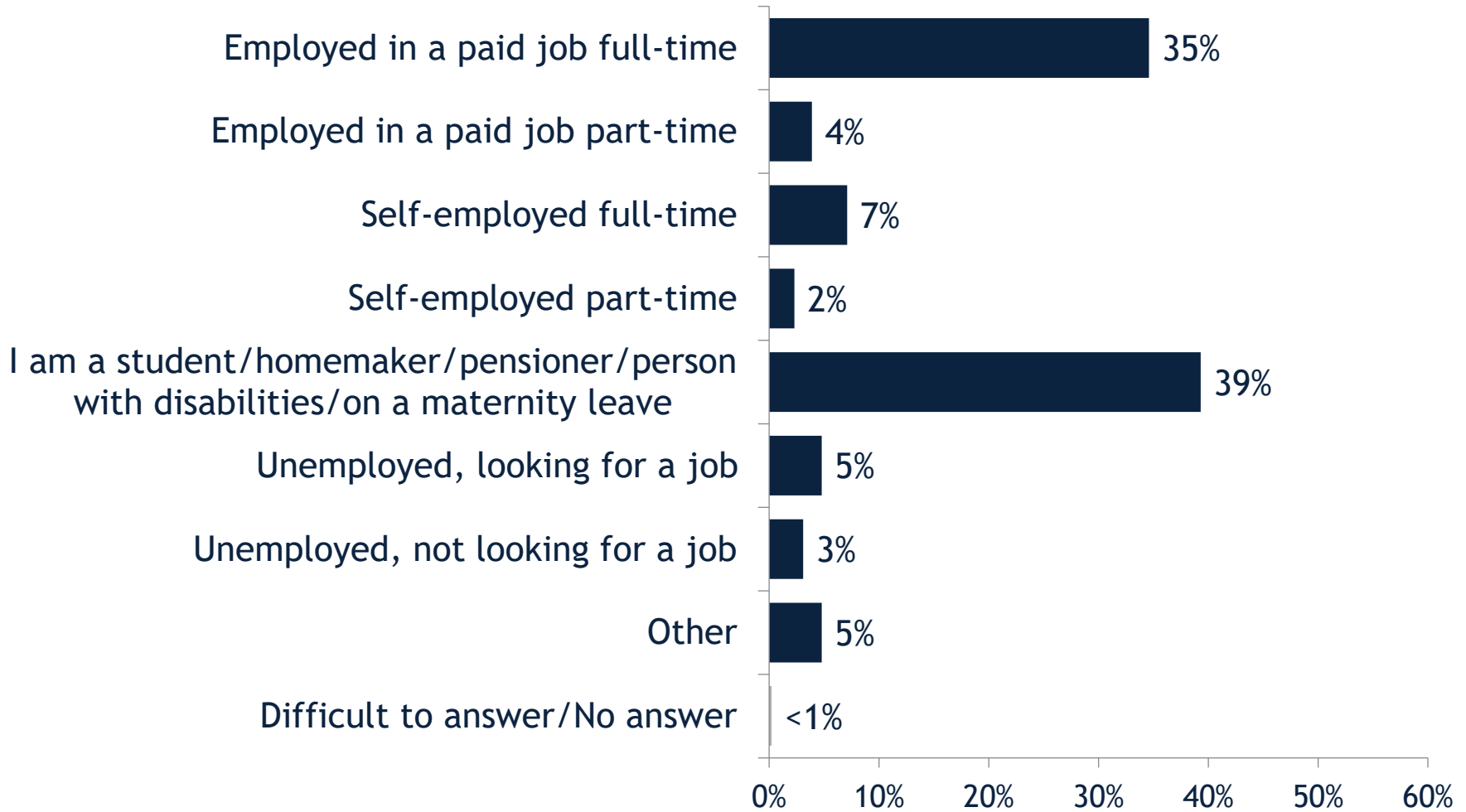




Do you have children under the age of 18 who are staying with you?



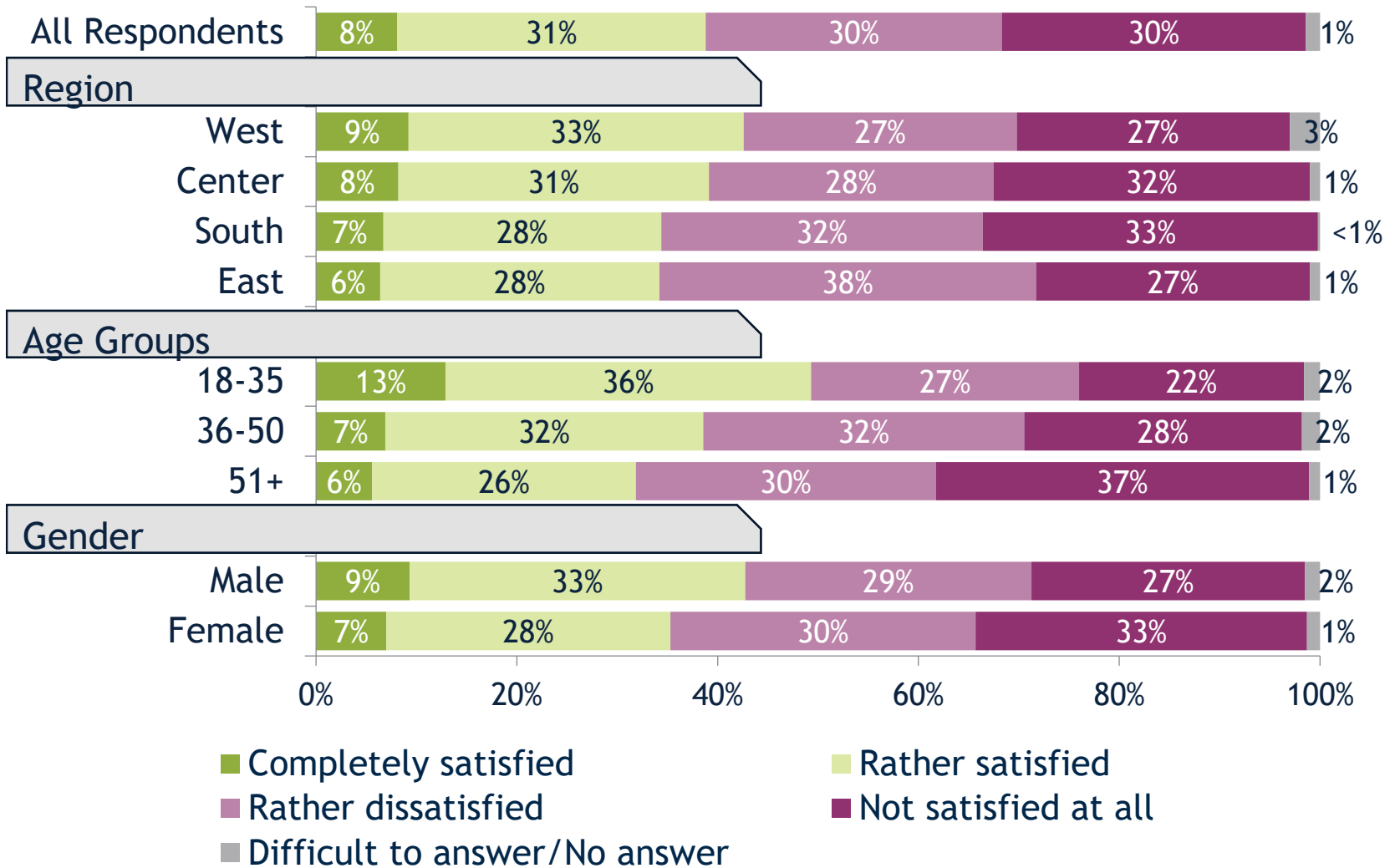
What is your main occupational status?



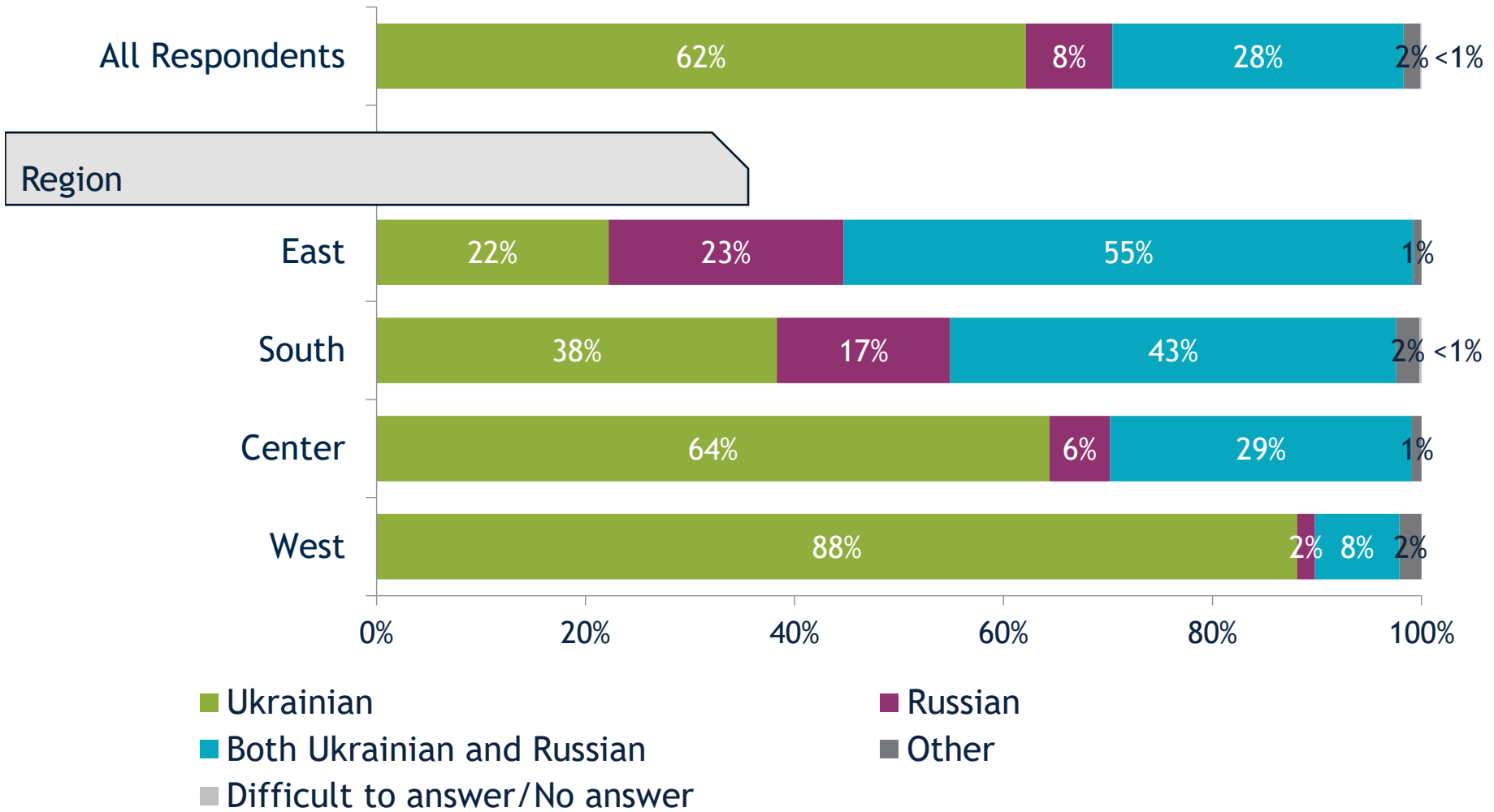
What is your main occupational status?

	Age Groups			Region				Gender	
	18-35	36-50	51+	West	Center	South	East	Male	Female
Employed in a paid job full-time	43%	49%	20%	32%	37%	36%	28%	37%	33%
Employed in a paid job part-time	6%	4%	2%	3%	4%	3%	6%	3%	4%
Self-employed full-time	8%	12%	4%	8%	7%	7%	5%	11%	4%
Self-employed part-time	2%	4%	1%	3%	1%	2%	4%	3%	2%
I am a student/homemaker/am a person with disabilities/on a maternity leave/pensioner	22%	16%	67%	39%	38%	41%	47%	30%	47%
Unemployed, looking for a job	6%	6%	3%	6%	5%	4%	2%	4%	5%
Unemployed, not looking for a job	6%	3%	1%	4%	3%	2%	2%	2%	4%
Other	6%	8%	2%	5%	5%	4%	5%	9%	1%
Difficult to answer	<1%	<1%	<1%	<1%	<1%	<1%	<1%	<1%	<1%

Are you satisfied or dissatisfied with your current level of earnings or income?



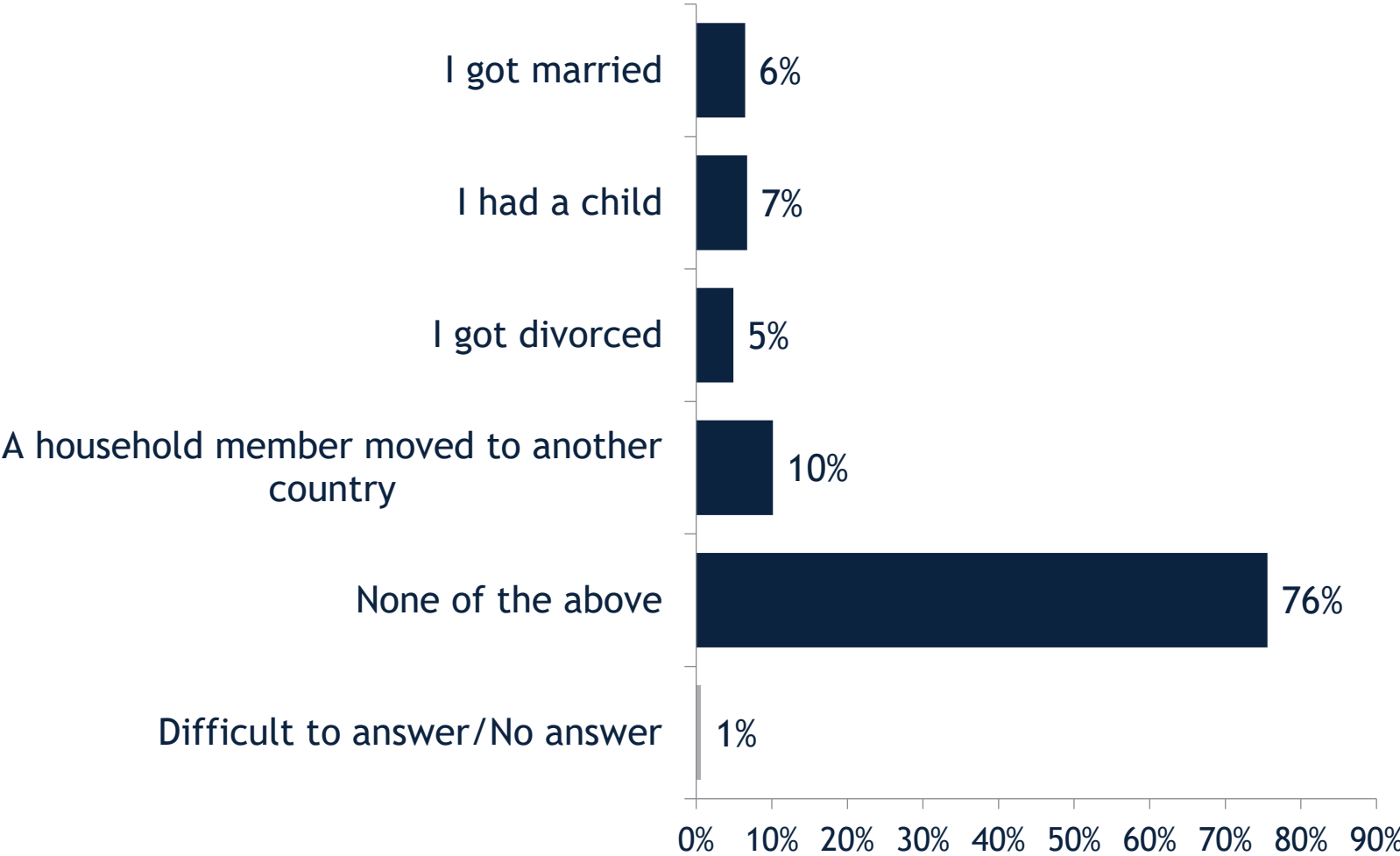
Which language do you usually speak at home?





Please tell if any of following life events happened to you since the full-scale invasion?

(Multiple responses)

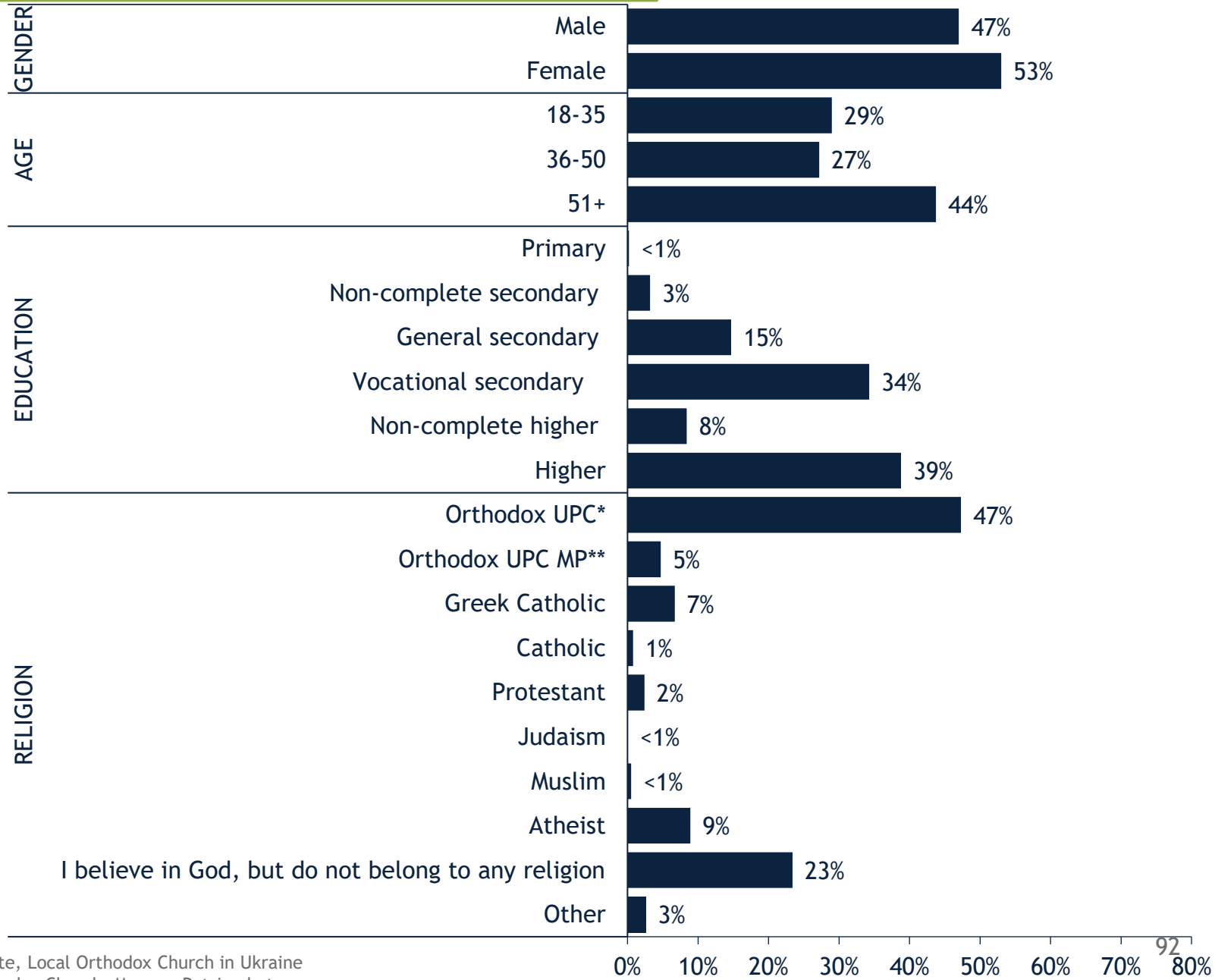


Please tell if any of following life events happened to you since the full-scale invasion?

(Multiple responses)

	Age Groups			Region			
	18-35	36-50	51+	West	Center	South	East
I got married	14%	7%	1%	5%	8%	6%	5%
I had a child	15%	8%	<1%	7%	7%	6%	7%
I got divorced	8%	7%	2%	5%	5%	5%	5%
A household member moved to another country	11%	11%	9%	11%	8%	11%	13%
None of the above	62%	71%	88%	77%	75%	75%	74%
Difficult to answer/No answer	<1%	1%	1%	1%	1%	1%	-

Demographics



*Kyiv Patriarchate, Local Orthodox Church in Ukraine

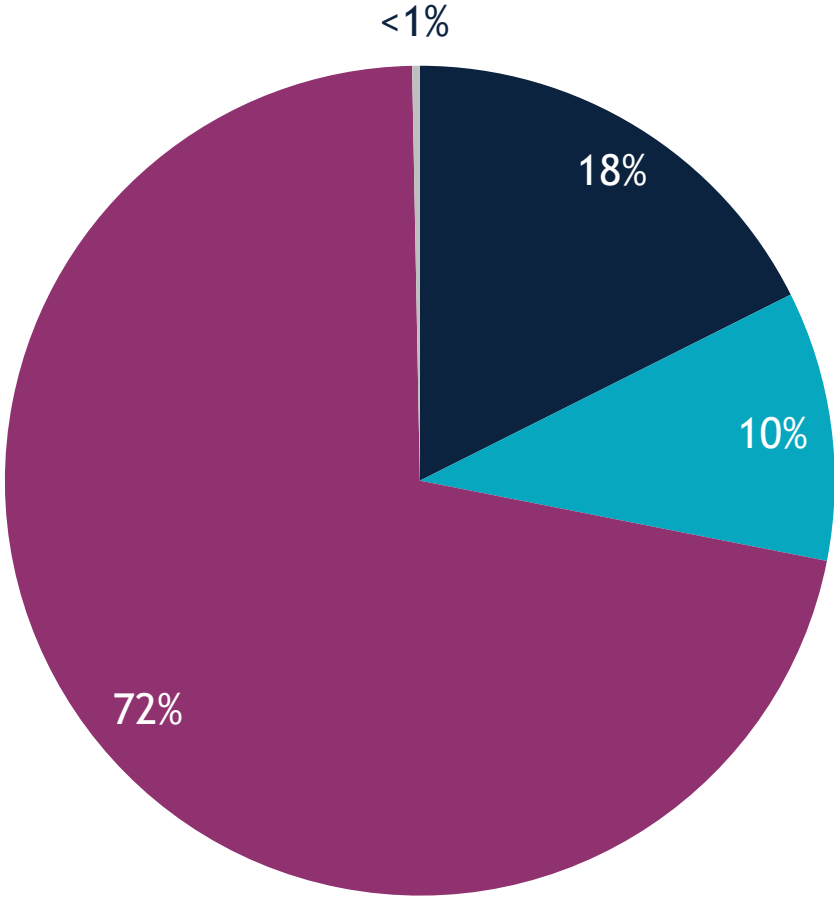
**Ukrainian Orthodox Church, Moscow Patriarchate

Demographics





Have you moved from your home as a result of the war?

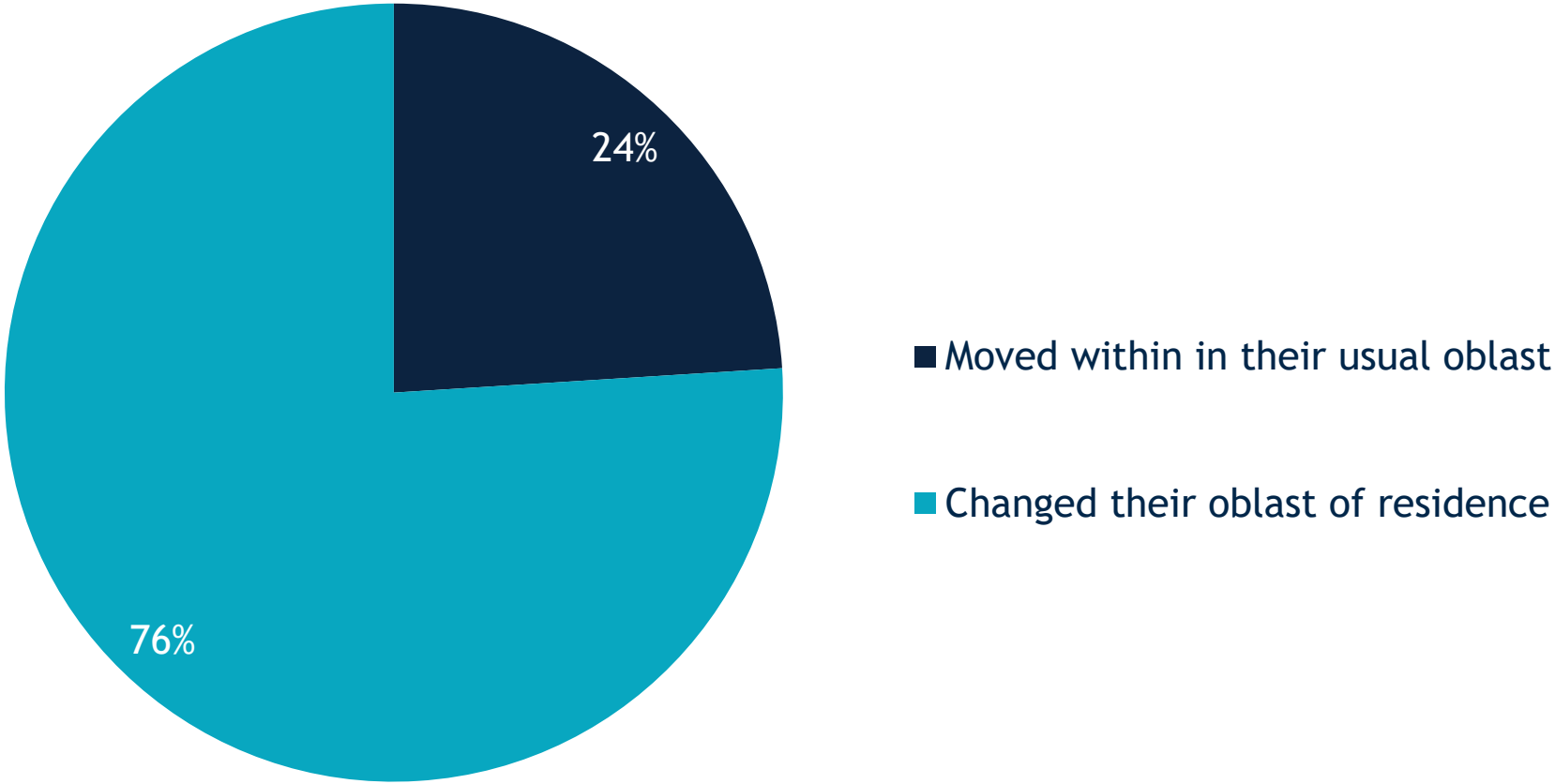


- Yes, I have moved
- Yes, I have moved but already returned
- No, I stayed in my usual location
- Difficult to answer/No answer



Have you moved from your home as a result of the war?

(Among those who have moved, n=423)



Oblast of Residence

	Usual Oblast of Residence	Current Oblast of Residence
Vinnitsia	3%	3%
Volyn	3%	3%
Dnipro	10%	10%
Donetsk	4%	<1%
Zhytomyr	3%	3%
Zakarpattia	2%	3%
Zaporizhzhia	4%	3%
Ivano-Frankivsk	4%	4%
Kyiv oblast	6%	6%
Kirovohrad	3%	3%
Luhansk	1%	-
Lviv	6%	7%
Mykolayiv	3%	4%

	Usual Oblast of Residence	Current Oblast of Residence
Odesa	5%	5%
Poltava	3%	4%
Rivne	4%	4%
Sumy	3%	3%
Ternopil	2%	3%
Kharkiv	8%	7%
Kherson	3%	1%
Khmelnysky	4%	4%
Cherkasy	3%	4%
Chernivtsi	3%	3%
Chernihiv	3%	3%
Kyiv	8%	11%

Center for Insights in Survey Research
202.408.9450 | info@IRI.org

www.IRI.org | @IRI_Polls



CENTER FOR
INSIGHTS IN
SURVEY
RESEARCH

A PROJECT OF THE INTERNATIONAL REPUBLICAN INSTITUTE

соціологічна група

