

CondenSmart Zero-loss Drains

Models | CSED0106 to CSED5650

For System Flow Rates up to 106 SCFM (180 Nm³/hr) to 5650 SCFM (9600 Nm³/hr)


The smart solution to condensate management is now possible with an automatic and efficient zero-loss drain.

The Walker Filtration CondenSmart Electronic Drain is engineered to remove oil-contaminated condensate from the compressed air production system without allowing air to escape.

Controlled by an advanced processor, the device prevents blockages with a specially engineered series of integrated sensory valves that adjust automatically when condensate is detected at the maximum level.

Available in a wide range of models, the CondenSmart Electronic Drain utilizes smart technology to enhance condensate management by eliminating frequent drain maintenance and compressed air loss.

The energy efficient
and economic
solution to ZERO
compressed air loss



User Control

Easily identify the drain's operational status and functions with the user-friendly control panel



Easy Installation

Multi-directional inlet connection easily adapts to any orientation within installed systems



Integrated Filtration

An additional filter at the outlet of the device protects the valve from excessive contaminants

- **Automatic Drainage** In case of overflow, the solenoid valve automatically opens and closes itself to release accumulated liquid
- **Contact Alarm** Red LED light signifies the need to manually attend to the device, preventing expensive maintenance costs and damage to the drainage system
- **Premium Protection** Hard-coated aluminum receiver prevents corrosion due to constant contact with contaminated condensate
- **Comprehensive Range** Six different models engineered to maintain a wide variety of air compressor flow rates for optimal system operation

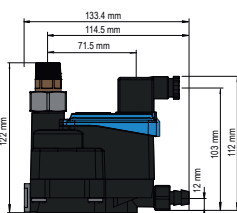
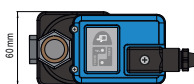
For further information please visit www.walkerfiltration.com



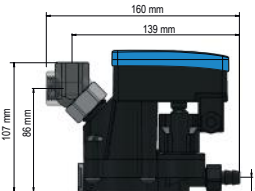
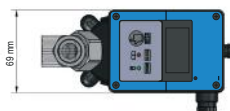
For further information please call: **+44 (0) 191 417 7816**

Technical Specification

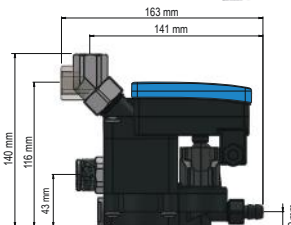
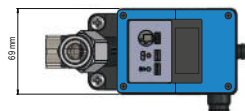
Model	Power supply (+/- 10%)	Power Watts	Alarm contact	Working pressure range barg (psig)	Working temperature min/max °C (°F)	Maximum discharge volume l/hr (fluid oz/hr)		Maximum capacity Nm ³ /hr (SCFM)			Inlet	Outlet hose barb diameter (with flow limiter) mm (inches)	Weight	
						Nominal	Maximum	Nominal compressor	Dryer	Filter			kg	lbs
CSED0106	230 V (50/60 Hz)	10	X	0.2 - 16 (2.9 - 232)	1/60 (34/140)	3.3 (112)	10 (338)	180 (106)	360 (212)	1800 (1059)	G ³ / ₄ " (M) or G ¹ / ₂ " (M)	12 (½)	0.4	0.9
CSED0222C	230 V (50/60 Hz)	10	✓	0.2 - 16 (2.9 - 232)	1/60 (34/140)	3.3 (112)	10 (338)	378 (222)	756 (445)	3780 (2225)	G ¹ / ₂ " (F)	12 (½)	0.5	1.1
CSED0265	230 V (50/60 Hz)	10	✓	0.2 - 16 (2.9 - 232)	1/60 (34/140)	5 (169)	15 (507)	450 (265)	900 (530)	4500 (2649)	G ¹ / ₂ " (F) + G ³ / ₄ " (M) or G ¹ / ₂ " (F)	12 (½)	0.6	1.3
CSED0530	230 V (50/60 Hz)	10	✓	0.2 - 16 (2.9 - 232)	1/60 (34/140)	10 (338)	20 (676)	900 (530)	1800 (1059)	9000 (5297)	G ¹ / ₂ " (F) + G ³ / ₄ " (M) or G ¹ / ₂ " (F)	12 (½)	0.7	1.5
CSED1059	230 V (50/60 Hz)	10	✓	0.2 - 16 (2.9 - 232)	1/60 (34/140)	20 (676)	35 (1183)	1800 (1059)	3600 (2119)	18000 (10594)	G ¹ / ₂ " (F) + G ³ / ₄ " (M) or G ¹ / ₂ " (F)	12 (½)	1.2	2.6
CSED5650	230 V (50/60 Hz)	10	✓	0.2 - 16 (2.9 - 232)	1/60 (34/140)	90 (3043)	150 (5072)	9600 (5650)	19200 (11301)	96000 (56503)	G ¹ / ₂ " (F) + G ³ / ₄ " (M) or G ¹ / ₂ " (F)	12 (½)	1.8	4.0



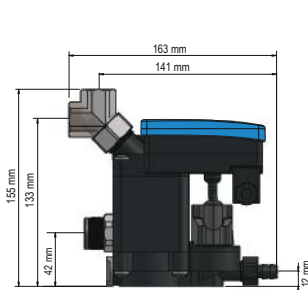
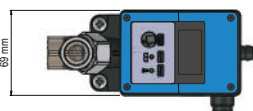
CSED0106



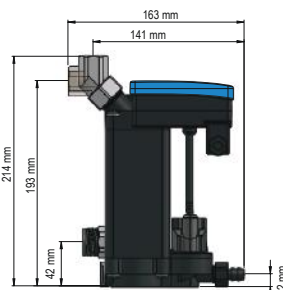
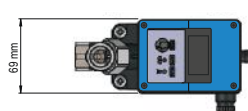
**CSED0222C
(Compact)**



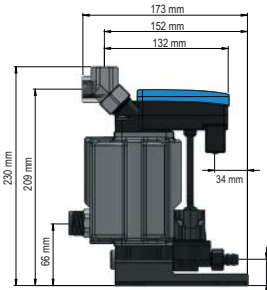
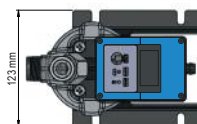
CSED0265



CSED0530



CSED1059



CSED5650

Technical Notes

1. Electric connection is EN 175301-803 (DIN 43650 B) for all models.
2. Protection class is IP65 (NEMA 4), with connector and correctly assembled gasket, for all models.
3. The Alarm contact is NC/NO: 240 VAC max - 1A / 30 VDC max - 1A. Alarm connection is M12 Code A 4 Poles (connector not supplied).
4. Zero Loss drains should be serviced every 12 months / 8000 hours whichever comes first by ordering service kit CSSK1.
5. For 115 VAC and/or NPT inlet connections, or applicable accessories and spares, please consult your local Walker Filtration sales representative.



Walker Filtration Ltd Birtley Road, Washington, Tyne & Wear, NE38 9DA, United Kingdom.

tel: +44 (0) 191 417 7816 fax: +44 (0) 191 415 3748 email: sales@walkerfiltration.co.uk web: www.walkerfiltration.com