



130mm Lining Boards in Limewash Satin



NATURAL TIMBER: Boards are made from Paulownia, a sustainable, lightweight hardwood.



EASY TO INSTALL: Tongue-and-groove profile allows for quick and easy installation.



PREFINISHED: Choose from a wide range of matte and satin colours, no sanding or painting.



LOCALLY MANUFACTURED: Produced in Western Australia.

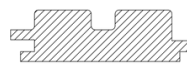
PROFILES



90x9x3600mm (86mm cover)



130x10x3600mm (125mm cover)



Double Profile
91x26x3600mm (81mm Cover)



Single Profile
91x26x3600mm (81mm Cover)

FINISHES

Satin



White



Distressed White




Limewash



Driftwood



Clear Ash




Spotted Gum



Blackbutt




Tasmanian Oak



Cedar

Matte




White Oak




Blackbutt



Spotted Gum



Teak



Walnut



Cedar



Charcoal



Raw