



GLOSSWOOD
ARCHITECTURAL
TIMBER®

SHIPLAP CONTEMPORARY PROFILE



Shiplap Profile in Teak Matte



NATURAL TIMBER: Boards are made from Paulownia, a sustainable, lightweight hardwood.



EASY TO INSTALL: Tongue-and-groove profile allows for quick and easy installation.



PREFINISHED: Choose from a wide range of matte colours, no sanding or painting required.



LOCALLY MANUFACTURED: Produced in Western Australia.

PROFILES




Contemporary Profile
138x19x3600mm (130mm Cover)

FINISHES

Matte




White Oak




Blackbutt



Spotted Gum




Teak



Walnut



Cedar



Charcoal



Raw