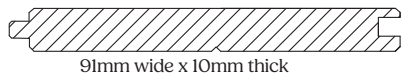


Glosswood x Imbue™ Collaboration

TECHNICAL DATA SHEET: LINING BOARDS - PLANAR

Imbue Radiata is crafted from clear-grade, FSC®-certified New Zealand Radiata Pine and transformed through advanced heat tempering. This natural process enhances durability, dimensional stability, and thermal performance while imparting a rich chocolate-brown tone. Free from chemical preservatives, the timber offers superior stability with reduced movement, minimal resin bleed, and improved thermal qualities. Sustainably grown in New Zealand plantations, it is a renewable, carbon-storing material available in clear-grade long lengths, reducing waste during installation.

PROFILES



91mm wide x 10mm thick



Trim Option:
18mm wide x 26mm thick


LENGTHS

Mixed Lengths 1200 - 4800mm


*Lengths are subject to availability at time of order

COLOURS

Colours: Colours are indicative only and as they would appear on Timber panelling. Colour may change/fade as a part of the natural weathering process. See Maintenance Guide.



NERO



TEAK

SPECIFICATIONS

Performance

Durability: Class 1 (EN350-1), Class 2 above ground (AS5604).

Warranty: 15 years against fungal attack (conditions apply).

Fire: Group 3 (AS5637)

Technical Details

Finish: Fine bandsawn (natural variation expected).

Treatment: Thermally modified (230°C), H3 LOSP treated (AS1604)

Moisture: ~7% MC (±2%) at dispatch.

Glue: PU adhesive (VOC/solvent/formaldehyde free)

Installation & Coating

Use: Above ground (cladding, soffits, interiors)

Compatibility: Low corrosion, stainless steel fasteners recommended

Coating: Must be fully sealed on all sides

Sustainability

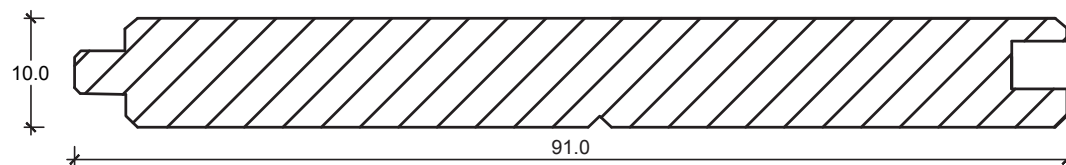
FSC® certified (SGS-COC-004944)

EPD registered (S-P-01543)

LINING BOARDS - PLANAR

91mm x 10mm

Scale 1:1



PLANAR BATTEN

18mm x 26mm

Scale 1:1

