

INDEPENDENT AUDITOR'S REPORT

To The Members of Clean Max IPP2 Private Limited Report on the Audit of the Financial Statements

Opinion

We have audited the accompanying Financial Statements of **Clean Max IPP2 Private Limited** (the "Company"), which comprise the Balance Sheet as at March 31, 2024, and the Statement of Profit and Loss (including Other Comprehensive Income), the Statement of Cash Flows and the Statement of Changes in Equity for the year ended on that date, and notes to the financial statements, including a summary of material accounting policies and other explanatory information (hereinafter referred to as the "Financial Statements").

In our opinion and to the best of our information and according to the explanations given to us, the aforesaid Financial Statements give the information required by the Companies Act, 2013 (the "Act") in the manner so required and give a true and fair view in conformity with the Indian Accounting Standards prescribed under section 133 of the Act ("Ind AS") and other accounting principles generally accepted in India, of the state of affairs of the Company as at March 31, 2024, and its profit, total comprehensive income, the changes in equity and its cash flows for the year ended on that date.

Basis for Opinion

We conducted our audit of the Financial Statements in accordance with the Standards on Auditing ("SAs") specified under section 143(10) of the Act. Our responsibilities under those Standards are further described in the Auditor's Responsibility for the Audit of the Financial Statements section of our report. We are independent of the Company in accordance with the Code of Ethics issued by the Institute of Chartered Accountants of India ("ICAI") together with the ethical requirements that are relevant to our audit of the Financial Statements under the provisions of the Act and the Rules made thereunder, and we have fulfilled our other ethical responsibilities in accordance with these requirements and the ICAI's Code of Ethics. We believe that the audit evidence obtained by us is sufficient and appropriate to provide a basis for our audit opinion on the Financial Statements.

Information Other than the Financial Statements and Auditor's Report Thereon

The Company's Board of Directors is responsible for the other information. The other information comprises the information included in the Board of Director's Report including the Annexures thereto but does not include the Financial Statements and our auditor's reports thereon.

Our opinion on the Financial Statements does not cover the other information and we do not express any form of assurance conclusion thereon.

In connection with our audit of the Financial Statements, our responsibility is to read the other information and in doing so, consider whether the other information is materially inconsistent with the Financial Statements or our knowledge obtained during the course of our audit or otherwise appears to be materially misstated.

If, based on the work we have performed, we conclude that there is a material misstatement of this other information, we are required to report that fact. We have nothing to report in this regard.

Responsibilities of Management and Those Charged with Governance for the Financial Statements

The Company's Board of Directors is responsible for the matters stated in section 134(5) of the Act with respect to the preparation of these Financial Statements that give a true and fair view of the financial position, financial performance including other comprehensive income, cash flows and changes in equity of the Company in accordance with the accounting principles generally accepted in India including Ind AS specified under section 133 of the Act. This responsibility also includes maintenance of adequate accounting records in accordance with the provisions of the Act for safeguarding the assets of the Company and for preventing and detecting frauds and other irregularities; selection and application of appropriate accounting policies; making judgments and estimates that are reasonable and prudent; and design, implementation and maintenance of adequate internal financial controls, that were operating effectively for ensuring the accuracy and completeness of the accounting records, relevant to the preparation and presentation of the financial statement that give a true and fair view and are free from material misstatement, whether due to fraud or error.

In preparing the Financial Statements, Management and Board of Directors are responsible for assessing the Company's ability to continue as a going concern, disclosing, as applicable, matters related to going concern and using the going concern basis of accounting unless the Board of Directors either intend to liquidate the Company or to cease operations, or has no realistic alternative but to do so.

The Company's Board of Directors are also responsible for overseeing the Company's financial reporting process.

Auditor's Responsibility for the Audit of the Financial Statements

Our objectives are to obtain reasonable assurance about whether the Financial Statements as a whole are free from material misstatement, whether due to fraud or error, and to issue an auditor's report that includes our opinion. Reasonable assurance is a high level of assurance, but is not a guarantee that an audit conducted in accordance with SAs will always detect a material misstatement when it exists. Misstatements can arise from fraud or error and are considered material if, individually or in the aggregate, they could reasonably be expected to influence the economic decisions of users taken on the basis of these Financial Statements.

As part of an audit in accordance with SAs, we exercise professional judgment and maintain professional skepticism throughout the audit. We also:

- Identify and assess the risks of material misstatement of the Financial Statements, whether due to fraud or error, design and perform audit procedures responsive to those risks, and obtain audit evidence that is sufficient and appropriate to provide a basis for our opinion. The risk of not detecting a material misstatement resulting from fraud is higher than for one resulting from error, as fraud may involve collusion, forgery, intentional omissions, misrepresentations, or the override of internal control.
- Obtain an understanding of internal financial controls relevant to the audit in order to design audit procedures that are appropriate in the circumstances. Under section 143(3)(i) of the Act, we are also responsible for expressing our opinion on whether the Company has adequate internal financial controls with reference to Financial Statements in place and the operating effectiveness of such controls.
- Evaluate the appropriateness of accounting policies used and the reasonableness of accounting estimates and related disclosures made by the management.

- Conclude on the appropriateness of management's use of the going concern basis of accounting and, based on the audit evidence obtained, whether a material uncertainty exists related to events or conditions that may cast significant doubt on the Company's ability to continue as a going concern. If we conclude that a material uncertainty exists, we are required to draw attention in our auditor's report to the related disclosures in the Financial Statements or, if such disclosures are inadequate, to modify our opinion. Our conclusions are based on the audit evidence obtained up to the date of our auditor's report. However, future events or conditions may cause the Company to cease to continue as a going concern.
- Evaluate the overall presentation, structure and content of the Financial Statements, including the disclosures, and whether the Financial Statements represent the underlying transactions and events in a manner that achieves fair presentation.

Materiality is the magnitude of misstatements in the Financial Statements that, individually or in aggregate, makes it probable that the economic decisions of a reasonably knowledgeable user of the Financial Statements may be influenced. We consider quantitative materiality and qualitative factors in (i) planning the scope of our audit work and in evaluating the results of our work; and (ii) to evaluate the effect of any identified misstatements in the Financial Statements.

We communicate with those charged with governance regarding, among other matters, the planned scope and timing of the audit and significant audit findings, including any significant deficiencies in internal financial controls that we identify during our audit.

We also provide those charged with governance with a statement that we have complied with relevant ethical requirements regarding independence, and to communicate with them all relationships and other matters that may reasonably be thought to bear on our independence, and where applicable, related safeguards.

Report on Other Legal and Regulatory Requirements

1. As required by Section 143(3) of the Act, based on our audit we report that:
 - a) We have sought and obtained all the information and explanations which to the best of our knowledge and belief were necessary for the purposes of our audit.
 - b) In our opinion, proper books of account as required by law have been kept by the Company so far as it appears from our examination of those books, except that the requirement of audit trail was not complied with as stated in (i) (vi) below.
 - c) The Balance Sheet, the Statement of Profit and Loss including Other Comprehensive Income, Statement of Changes in Equity and the Statement of Cash Flows dealt with by this Report are in agreement with the books of account.
 - d) In our opinion, the aforesaid Financial Statements comply with the Ind AS specified under Section 133 of the Act.
 - e) On the basis of the written representations received from the directors as on March 31, 2024 taken on record by the Board of Directors, none of the directors is disqualified as on March 31, 2024 from being appointed as a director in terms of Section 164(2) of the Act.
 - f) The modification relating to the maintenance of accounts and other matters connected therewith, is as stated in paragraph (b) above.

- g) With respect to the adequacy of the internal financial controls with reference to Financial Statements of the Company and the operating effectiveness of such controls, refer to our separate Report in "Annexure A". Our report expresses an unmodified opinion on the adequacy and operating effectiveness of the Company's internal financial controls with reference to Financial Statements.
- h) With respect to the other matters to be included in the Auditor's Report in accordance with the requirements of section 197(16) of the Act, as amended, in our opinion and to the best of our information and according to the explanations given to us, the Company being a private company, section 197 of the Act related to the managerial remuneration is not applicable.
- i) With respect to the other matters to be included in the Auditor's Report in accordance with Rule 11 of the Companies (Audit and Auditors) Rules, 2014, as amended, in our opinion and to the best of our information and according to the explanations given to us:
 - i. The Company has disclosed the impact of pending litigations on its financial position in its Financial Statements;
 - ii. The Company has made provision, as required under the applicable law or accounting standards, for material foreseeable losses, if any, on long-term contracts including derivative contracts;
 - iii. There were no amounts which were required to be transferred to the Investor Education and Protection Fund by the Company.
 - iv. (a) The Management has represented that, to the best of its knowledge and belief, as disclosed in note 38 to the Financial Statements, no funds have been advanced or loaned or invested (either from borrowed funds or share premium or any other sources or kind of funds) by the Company to or in any other person(s) or entity(ies), including foreign entities ("Intermediaries"), with the understanding, whether recorded in writing or otherwise, that the Intermediary shall, directly or indirectly lend or invest in other persons or entities identified in any manner whatsoever by or on behalf of the Company ("Ultimate Beneficiaries") or provide any guarantee, security or the like on behalf of the Ultimate Beneficiaries.

(b) The Management has represented, that, to the best of its knowledge and belief, as disclosed in note 38 to the Financial Statements, no funds have been received by the Company from any person(s) or entity(ies), including foreign entities ("Funding Parties"), with the understanding, whether recorded in writing or otherwise, that the Company shall, directly or indirectly, lend or invest in other persons or entities identified in any manner whatsoever by or on behalf of the Funding Party ("Ultimate Beneficiaries") or provide any guarantee, security or the like on behalf of the Ultimate Beneficiaries.

(c) Based on the audit procedures performed that have been considered reasonable and appropriate in the circumstances, nothing has come to our notice that has caused us to believe that the representations under sub-clause (i) and (ii) of Rule 11(e), as provided under (a) and (b) above, contain any material misstatement.
 - v. The interim dividend declared and paid by the Company during the year and until the date of this report is in accordance with section 123 of the Companies Act 2013.

- vi. The Company upgraded their accounting software on June 24, 2023.

Based on our examination which included test checks, the Company has used accounting software for maintaining its books of account for the year ended March 31, 2024 which has a feature of recording audit trail (edit log) facility and the same has operated for all relevant transactions recorded in the software except for the period from April 1, 2023 to June 23, 2023 where the earlier version of the accounting software was used which did not have the audit trail feature.

Further, during the course of our audit, we did not come across any instance of the audit trail feature being tampered with, in respect of the accounting software for the period for which the audit trail feature was operating.

As proviso to Rule 3(1) of the Companies (Accounts) Rules, 2014 is applicable from April 1, 2023, reporting under Rule 11 (g) of the Companies (Audit and Auditors) Rules, 2014 on preservation of audit trail as per the statutory requirements for record retention is not applicable for the year ended March 31, 2024

2. As required by the Companies (Auditor's Report) Order, 2020 (the "Order") issued by the Central Government in terms of Section 143(11) of the Act, we give in "Annexure B", a Statement on the matters specified in paragraphs 3 and 4 of the Order.

For Deloitte Haskins & Sells LLP

Chartered Accountants

Firm Registration No. 117366W/W-100018



Mehul Parekh

Partner

(Membership No. 121513)

(UDIN: 24121513BKEPGI2831)



Place: Mumbai

Date: May 24, 2024

ANNEXURE "A" TO THE INDEPENDENT AUDITOR'S REPORT

(Referred to in paragraph 1 (f) under 'Report on Other Legal and Regulatory Requirements' section of our report of even date)

Report on the Internal Financial Controls with reference to Financial Statements under Clause (i) of Sub-section 3 of Section 143 of the Companies Act, 2013 (the "Act")

We have audited the internal financial controls with reference to Financial Statements of **Clean Max IPP2 Private Limited** (the "Company") as of March 31, 2024 in conjunction with our audit of the Financial Statements of the Company for the year ended on that date.

Management's Responsibility for Internal Financial Controls

The Company's Management is responsible for establishing and maintaining internal financial controls with reference to Financial Statements based on the internal control with reference to Financial Statements criteria established by the Company considering the essential components of internal control stated in the Guidance Note on Audit of Internal Financial Controls Over Financial Reporting issued by the Institute of Chartered Accountants of India (the "ICAI"). These responsibilities include the design, implementation and maintenance of adequate internal financial controls that were operating effectively for ensuring the orderly and efficient conduct of its business, including adherence to company's policies, the safeguarding of its assets, the prevention and detection of frauds and errors, the accuracy and completeness of the accounting records, and the timely preparation of reliable financial information, as required under the Companies Act, 2013.

Auditor's Responsibility

Our responsibility is to express an opinion on the Company's internal financial controls with reference to Financial Statements of the Company based on our audit. We conducted our audit in accordance with the Guidance Note on Audit of Internal Financial Controls Over Financial Reporting (the "Guidance Note") issued by the ICAI and the Standards on Auditing prescribed under Section 143(10) of the Companies Act, 2013, to the extent applicable to an audit of internal financial controls with reference to Financial Statements. Those Standards and the Guidance Note require that we comply with ethical requirements and plan and perform the audit to obtain reasonable assurance about whether adequate internal financial controls with reference to Financial Statements was established and maintained and if such controls operated effectively in all material respects.

Our audit involves performing procedures to obtain audit evidence about the adequacy of the internal financial controls with reference to Financial Statements and their operating effectiveness. Our audit of internal financial controls with reference to Financial Statements included obtaining an understanding of internal financial controls with reference to Financial Statements, assessing the risk that a material weakness exists, and testing and evaluating the design and operating effectiveness of internal control based on the assessed risk. The procedures selected depend on the auditor's judgement, including the assessment of the risks of material misstatement of the financial statements, whether due to fraud or error.

We believe that the audit evidence we have obtained is sufficient and appropriate to provide a basis for our audit opinion on the Company's internal financial controls with reference to Financial Statements.

Meaning of Internal Financial Controls with reference to Financial Statements

A company's internal financial control with reference to Financial Statements is a process designed to provide reasonable assurance regarding the reliability of financial reporting and the preparation of financial statements for external purposes in accordance with generally accepted accounting principles. A company's internal financial control with reference to Financial Statements includes those policies and procedures that (1) pertain to the maintenance of records that, in reasonable detail, accurately and fairly reflect the transactions and dispositions of the assets of the company; (2) provide reasonable assurance that transactions are recorded as necessary to permit preparation of financial statements in accordance with generally accepted accounting principles, and that receipts

and expenditures of the company are being made only in accordance with authorisations of management and directors of the company; and (3) provide reasonable assurance regarding prevention or timely detection of unauthorised acquisition, use, or disposition of the company's assets that could have a material effect on the financial statements.

Inherent Limitations of Internal Financial Controls with reference to Financial Statements

Because of the inherent limitations of internal financial controls with reference to Financial Statements, including the possibility of collusion or improper management override of controls, material misstatements due to error or fraud may occur and not be detected. Also, projections of any evaluation of the internal financial controls with reference to Financial Statements to future periods are subject to the risk that the internal financial control with reference to Financial Statements may become inadequate because of changes in conditions, or that the degree of compliance with the policies or procedures may deteriorate.

Opinion

In our opinion, to the best of our information and according to the explanations given to us, the Company has, in all material respects, an adequate internal financial controls with reference to Financial Statements and such internal financial controls with reference to Financial Statements were operating effectively as of March 31, 2024, based on the criteria for internal financial control with reference to Financial Statements established by the Company considering the essential components of internal control stated in the Guidance Note on Audit of Internal Financial Controls Over Financial Reporting issued by the ICAI.

For Deloitte Haskins & Sells LLP

Chartered Accountants

Firm Registration No. 117366W/W-100018




Mehul Parekh

Partner

(Membership No. 121513)

(UDIN: 24121513BKEPGI2831)

 Place: Mumbai
Date: May 24, 2024

ANNEXURE "B" TO THE INDEPENDENT AUDITOR'S REPORT

(Referred to in paragraph 2 under 'Report on Other Legal and Regulatory Requirements' section of our report of even date)

To the best of our information and according to the explanations provided to us by the Company and the books of account and records examined by us in the normal course of audit, we state that:

- (i) In respect to the Company's Property, Plant and Equipment and Intangible Assets:
 - (a) (A) The Company has maintained proper records showing full particulars, including quantitative details and situation of Property, Plant and Equipment.
 - (B) The Company does not have any intangible assets.
 - (b) The Property, Plant and Equipment were physically verified by the Management during the year. According to the information and explanations given to us, no material discrepancies were noticed on such verification.
 - (c) With respect to immovable properties of freehold land (other than properties where the Company is the lessee and the lease agreements are duly executed in favour of the Company) disclosed in the financial statements included in property, plant and equipment, according to the information and explanations given to us and based on the examination of the registered sale deed provided to us, we report that, the title deeds of such immovable properties are held in the name of the Company as at the balance sheet date.
 - (d) The Company has not revalued any of its property, plant and equipment during the year.
 - (e) No proceedings have been initiated during the year or are pending against the Company as at March 31, 2024 for holding any benami property under the Benami Transactions (Prohibition) Act, 1988 (as amended in 2016) and rules made thereunder.
- (ii)
 - (a) The Company does not have any inventory and hence reporting under clause (ii)(a) of the Order is not applicable.
 - (b) The Company has not been sanctioned working capital limits in excess of Rs. 5 crore, in aggregate, at any points in time during the year, from banks or financial institutions on the basis of security of current assets and hence reporting under clause (ii)(b) of the Order is not applicable.
- (iii) The Company has not made any investments in, provided any guarantee or security, and granted any loans or advances in the nature of loans, secured or unsecured, to companies, firms, Limited Liability Partnerships or any other parties during the year, and hence reporting under clause (iii) of the Order is not applicable.
- (iv) The Company has not granted any loans, made investments or provided guarantees or securities that are covered under the provisions of sections 185 or 186 of the Companies Act, 2013, and hence reporting under clause (iv) of the Order is not applicable.
- (v) The Company has not accepted any deposit or amounts which are deemed to be deposits. Hence, reporting under clause (v) of the Order is not applicable.
- (vi) The maintenance of cost records has not been specified by the Central Government under section 148(1) of the Act.

(vii) In respect of statutory dues:

- (a) In our opinion, the Company has been generally regular in depositing undisputed statutory dues, including Provident Fund, Employees' State Insurance, Income-tax, Goods and Services Tax, Customs Duty, cess and other material statutory dues applicable to it to the appropriate authorities.

There were no undisputed amounts payable in respect of Provident Fund, Employees' State Insurance, Income-tax, Customs Duty, Excise, cess and other material statutory dues in arrears as at March 31, 2024 for a period of more than six months from the date they became payable.

- (b) There are no statutory dues referred in sub-clause (a) above which have not been deposited on account of disputes as on March 31, 2024.

(viii) There were no transactions relating to previously unrecorded income that were surrendered or disclosed as income in the tax assessments under the Income Tax Act, 1961 (43 of 1961) during the year.

(ix)

- (a) The Company has not defaulted in the repayment of loans or other borrowings (including where loans repayable on demand where those have been demanded for repayment during the year) or in the payment of interest thereon to any lender during the year.

- (b) The Company has not been declared wilful defaulter by any bank or financial institution or government or any government authority.

- (c) The Company has not taken any term loan during the year and there are no unutilised term loans at the beginning of the year and hence, reporting under clause (ix)(c) of the Order is not applicable.

- (d) On an overall examination of the financial statements of the Company, funds raised on short-term basis have, prima facie, not been used during the year for long-term purposes by the Company.

- (e) The Company did not have any subsidiary or associate or joint venture during the year and hence, reporting under clause (ix)(e) of the Order is not applicable.

- (f) The Company does not have any investment in subsidiary or joint venture or associate companies and therefore the Company has not raised any loans during the year on the pledge of securities held in its subsidiaries or joint ventures or associate companies and hence reporting on clause (ix)(f) of the Order is not applicable.

(x)

- (a) The Company has not raised moneys by way of initial public offer or further public offer (including debt instruments) during the year and hence reporting under clause (x)(a) of the Order is not applicable.

- (b) During the year the Company has not made any preferential allotment or private placement of shares or convertible debentures (fully or partly or optionally) and hence the provisions of Clause 3(x)(b) of the Order is not applicable.

(xi)

- (a) No fraud by the Company and no material fraud on the Company has been noticed or reported during the year.

- (b) No report under sub-section (12) of section 143 of the Act has been filed in Form ADT-4 as prescribed under rule 13 of Companies (Audit and Auditors) Rules, 2014 with the Central Government, during the year and upto the date of this report.
- (c) There were no whistle blower complaints received by the Company during the year.
- (xii) The Company is not a Nidhi Company and hence reporting under clause (xii) of the Order is not applicable.
- (xiii) The Company is a Private Company and hence the provisions of Section 177 and second proviso to Section 188(1) of the Act are not applicable to the Company. In our opinion, the Company is in compliance with the other provisions of Section 188 of the Act, where applicable, for all transactions with the related parties and the details of related party transactions have been disclosed in the financial statements as required by the applicable accounting standards.
- (xiv)
 - (a) In our opinion the Company has an adequate internal audit system commensurate with the size and the nature of its business.
 - (b) We have considered the internal audit reports of the Company issued till date for the period under audit.
- (xv) In our opinion during the year the Company has not entered into any non-cash transactions with its directors or persons connected with it's directors and hence provisions of section 192 of the Act are not applicable.
- (xvi)
 - (a) The Company is not required to be registered under section 45-IA of the Reserve Bank of India Act, 1934. Hence, reporting under clause (xvi)(a), (b) and (c) of the Order is not applicable.
 - (b) The Group does not have any CIC as part of the group and accordingly reporting under clause (xvi)(d) of the Order is not applicable.
- (xvii) The Company has not incurred cash losses during the financial year covered by our audit and the immediately preceding financial year.
- (xviii) There has been no resignation of the statutory auditors of the Company during the year.
- (xix) On the basis of the financial ratios, ageing and expected dates of realization of financial assets and payment of financial liabilities, other information accompanying the financial statements and our knowledge of the Board of Directors and Management plans and based on our examination of the evidence supporting the assumptions, nothing has come to our attention, which causes us to believe that any material uncertainty exists as on the date of the audit report which is not mitigated indicating that Company is not capable of meeting its liabilities existing at the date of balance sheet as and when they fall due within a period of one year from the balance sheet date. We, however, state that this is not an assurance as to the future viability of the Company. We further state that our reporting is based on the facts up to the date of the audit report and we neither give any guarantee nor any assurance that all liabilities falling due within a period of one year from the balance sheet date, will get discharged by the Company as and when they fall due.
- (xx) The Company has fully spent the required amount towards Corporate Social Responsibility (CSR) and there are no unspent CSR amount for the year requiring a transfer to a Fund specified in Schedule VII to the Companies Act or special account in compliance with the

provision of sub-section (6) of section 135 of the said Act. Accordingly, reporting under clause (xx) of the Order is not applicable for the year.

- (xxi) The Company does not have any investment in subsidiary, joint venture and associate and hence the Company is not required to prepare consolidated financial statements. Therefore, reporting under clause 3(xxi) of the Order is not applicable.

For Deloitte Haskins & Sells LLP

Chartered Accountants

Firm Registration No. 117366W/W-100018




Mehul Parekh

Partner

(Membership No. 121513)

(UDIN: 24121513BKEPGI2831)

 Place: Mumbai
Date: May 24, 2024

CLEANMAX IPP 2 PRIVATE LIMITED**CIN: U74999MH2017PTC298583****Balance sheet as at 31st March, 2024***(Currency : Indian Rupees in Millions)*

Particulars	Notes	As at 31st March, 2024	As at 31st March, 2023
A. ASSETS			
I Non-current assets			
(a) Property, plant and equipment	2	1,619.79	1,671.12
(b) Financial assets			
(i) Other financial assets	3	93.22	89.04
(c) Income tax assets		0.11	0.74
(d) Other non-current assets	4	7.01	33.31
		1,720.13	1,794.21
II Current assets			
(a) Financial assets			
(i) Trade receivables	5	11.08	17.46
(ii) Cash and cash equivalents	6	-	57.00
(iii) Other balances with banks	7	184.19	90.12
(iv) Other financial assets	8	48.55	40.96
(b) Other current assets	9	4.42	5.25
		248.24	210.79
Total		1,968.37	2,005.00
B. EQUITY AND LIABILITIES			
I Equity			
(a) Equity share capital	10	4.67	4.67
(b) Other equity	11	735.38	722.31
		740.05	726.98
II Non-current liabilities			
(a) Financial liabilities			
(i) Long-term borrowings	12	969.44	1,067.50
(ii) Other financial liabilities	13	2.16	5.28
(c) Deferred tax liabilities (net)	14	127.20	92.73
(b) Other non-current liabilities	15	0.68	2.58
		1,099.48	1,168.09
III Current liabilities			
(a) Financial liabilities			
(i) Short-term borrowings	16	106.39	94.10
(ii) Trade payables	17		
- Total outstanding dues of micro and small enterprises		0.01	-
- Total outstanding dues of creditors other than micro and small enterprises		13.46	13.25
(iii) Other financial liabilities	18	6.63	-
(b) Other current liabilities	19	2.35	2.58
		128.84	109.93
Total		1,968.37	2,005.00

The accompanying notes form an integral part of these financial statements. (Refer notes 1 to 40)

In terms of our report attached of even date

For Deloitte Haskins & Sells LLP

Chartered Accountants

FRN: 117366W/W-100018


Mehul Parekh
Partner

Membership no. 121513

Place: Mumbai

Date: 24th May, 2024


For and on behalf of the Board of
CLEANMAX IPP 2 PRIVATE LIMITED
CIN: U74999MH2017PTC298583

Kuldeep P. Jain
Director

DIN: 02683041

Place: Mumbai

Date: 24th May, 2024


Nikunj Ghodawat
Director

DIN: 07721006

Place: Mumbai

Date: 24th May, 2024

CLEANMAX IPP 2 PRIVATE LIMITED

CIN: U74999MH2017PTC298583

Statement of Profit and Loss for the year ended 31st March, 2024

(Currency : Indian Rupees in Millions)

Particulars	Notes	For the year ended 31st March, 2024	For the year ended 31st March, 2023
A. Income:			
(a) Revenue from operations	20	363.03	348.93
(b) Other Income	21	13.44	9.09
Total Income		376.47	358.02
B. Expenses:			
(a) Operation and maintenance expenses		42.02	42.54
(b) Other expenses	22	18.83	9.36
Total expenses		60.85	51.90
C. Earnings before interest, tax, depreciation and amortization (EBITDA) (A-B)		315.62	306.12
D. Finance cost	23	108.96	114.26
E. Depreciation	2	74.14	74.10
F. Profit before tax (C-D-E)		132.52	117.76
G. Tax expense:			
(a) Current tax		-	-
(b) Deferred tax charge	15	34.47	32.83
Total tax expense		34.47	32.83
H. Profit after tax (F-G)		98.05	84.93
I. Total comprehensive income for the year		98.05	84.93
Earnings per equity share - basic and diluted (Face value of Rs. 10/-)	24	210.04	181.93

The accompanying notes form an integral part of these financial statements. (Refer notes 1 to 40)

In terms of our report attached of even date.

For **Deloitte Haskins & Sells LLP**

Chartered Accountants

FRN: 117366W/W-100018


Mehul Parekh
Partner

Membership no. 121513

Place: Mumbai

Date: 24th May, 2024

For and on behalf of the Board of
Cleanmax IPP 2 Private Limited

CIN: U74999MH2017PTC298583


Kuldeep P. Jain
Director

DIN: 02683041

Place: Mumbai

Date: 24th May, 2024



Nikunj Chodawat
Director

DIN: 07721006

Place: Mumbai

Date: 24th May, 2024

CLEANMAX IPP 2 PRIVATE LIMITED

CIN: U74999MH2017PTC298583

Statement of Cash Flows for the year ended 31st March, 2024

(Currency : Indian Rupees in Millions)

Particulars	For the year ended 31st March, 2024	For the year ended 31st March, 2023
A. Cash flows from operating activities		
Profit before Tax	132.52	117.76
Adjustments for:		
Depreciation	74.14	74.10
Allowance for doubtful debts	(0.55)	1.01
Interest on income tax refund	(0.06)	(0.27)
Finance costs	108.96	114.26
Interest income	(11.00)	(8.28)
Operating profit before working capital changes	304.01	298.58
Changes in working capital		
Adjustments for (increase) / decrease in operating assets:		
Trade receivables	6.93	(1.34)
Other assets	(2.31)	6.75
Adjustments for increase / (decrease) in operating liabilities:		
Trade payables	0.21	7.57
Other liabilities	1.39	(2.44)
Cash generated from operations	310.23	309.12
Income taxes refund	0.69	1.74
Net cash generated from operating activities (A)	310.92	310.86
B. Cash flows from investing activities		
Capital expenditure and advances paid for property, plant and equipment	(4.14)	(0.98)
Fixed deposits placed	(889.77)	(684.69)
Fixed deposits matured	714.27	731.33
Movement in restricted bank balance (net)	81.43	(65.99)
Interest received	10.00	7.01
Net cash (used in) investing activities (B)	(88.21)	(13.32)
C. Cash flows from financing activities		
Repayments of long term borrowings	(94.10)	(88.72)
Proceeds of short term borrowings (net)	6.92	(0.03)
Dividend Paid	(84.98)	(39.00)
Interest paid	(107.55)	(112.80)
Net cash (used in) financing activities (C)	(279.71)	(240.55)
Net increase in cash and cash equivalents (A+B+C)	(57.00)	56.99
Cash and cash equivalents at the beginning of year	57.00	0.01
Cash and cash equivalents at the end of year (Refer Note 6)	-	57.00

Note:

The above cash flow has been prepared under the "Indirect Method" as set out in Indian Accounting Standard (Ind AS) 7 - Statement of Cash Flows

The accompanying notes form an integral part of these financial statements. (Refer notes 1 to 40)

In terms of our report attached of even date.

For Deloitte Haskins & Sells LLP

Chartered Accountants

FRN: 117366W/W-100018

Mehul Parekh**Partner**

Membership no. 121513

Place: Mumbai

Date: 24th May, 2024

**For and on behalf of the Board of****Cleanmax IPP 2 Private Limited**

CIN: U74999MH2017PTC298583

Kuldeep P Jain**Director**

DIN: 02683041

Place: Mumbai


Date: 24th May, 2024

**Nikunj Ghodawat****Director**

DIN: 07721006

Place: Mumbai

Date: 24th May, 2024



CLEANMAX IPP 2 PRIVATE LIMITED

CIN: U74999MH2017PTC298583

Statement of Changes in Equity for the year ended 31st March, 2024

(Currency : Indian Rupees in Millions)

A. Equity share capital

	Equity share capital
Balance as at 1st April, 2022	4.67
Issue of Shares during the year ended 31st March, 2023	-
Balance as at 31st March, 2023	4.67
Issue of Shares during the year ended 31st March, 2024	-
Balance as at 31st March, 2024	4.67

B. Other equity

	Securities premium	Retained earnings	Total other equity
Balance as at 1st April, 2022	637.33	39.05	676.38
Profit for the year ended 31st March, 2023	-	84.93	84.93
Dividend on Equity Shares	-	(39.00)	(39.00)
Balance as at 31st March, 2023	637.33	84.98	722.31
Profit for the year ended 31st March, 2024	-	98.05	98.05
Dividend on Equity Shares	-	(84.98)	(84.98)
Balance as at 31st March, 2024	637.33	98.05	735.38

The accompanying notes form an integral part of these financial statements. (Refer notes 1 to 40)

In terms of our report attached of even date.

For Deloitte Haskins & Sells LLP

Chartered Accountants

FRN: 117366W/W-100018

**Mehul Parekh****Partner**

Membership no. 121513

Place: Mumbai

Date: 24th May, 2024

**For and on behalf of the Board****Cleanmax IPP 2 Private Limited**

CIN: U74999MH2017PTC298583

**Kuldeep P. Jain****Director**

DIN: 02683041

Place: Mumbai

Date: 24th May, 2024

**Nikunj Ghodawat****Director**

DIN: 07721006

Place: Mumbai

Date: 24th May, 2024

CLEANMAX IPP 2 PRIVATE LIMITED

CIN: U74999MH2017PTC298583

Notes to the financial statements for the year ended 31st March, 2024

1.1 GENERAL INFORMATION

Cleanmax IPP2 Private Limited (herein after referred to as "the Company") incorporated on 14th August, 2017, is engaged in generation and sale of power.

The Company is a private limited Company incorporated and domiciled in India. The address of its registered office is 13 A, Floor -13, Plot-400, The Peregrine Apartment, Kismat Cinema, Prabhadevi, Mumbai 400025, Maharashtra, India. As at 31 March, 2024, the Company's 100% equity share capital is held by its parent, Clean Max Enviro Energy Solutions Pvt Ltd (herein after referred to as " the Parent").

The financial statements for the year ended 31st March, 2024 were approved by the Board of Directors and authorised for issue on 24th May, 2024.

1.2 MATERIAL ACCOUNTING POLICIES

(a) Statement of compliance

The Financial Statements have been prepared in accordance with the Indian Accounting Standards (referred to as "Ind AS") prescribed under section 133 of the Companies Act, 2013 read with the Companies (Indian Accounting Standards) Rules as amended from time to time.

(b) Basis of preparation and presentation

The financial statements have been prepared on historical cost basis, except for certain financial instruments that are measured at fair value at the end of each reporting period, as explained in the accounting policies below.

Historical cost is generally based on the fair value of the consideration given in exchange for goods and services.

Fair value is the price that would be received to sell an asset or paid to transfer a liability in an orderly transaction between market participants at the measurement date, regardless of whether that price is directly observable or estimated using another valuation technique. In estimating the fair value of an asset or a liability, the Company takes into account the characteristics of the asset or liability if market participants would take those characteristics into account when pricing the asset or liability at the measurement date.

In addition, for financial reporting purposes, fair value measurements are categorised into Level 1, 2, or 3 based on the degree to which the inputs to the fair value measurements are observable and the significance of the inputs to the fair value measurement in its entirety, which are described as follows:

- Level 1 inputs are quoted prices (unadjusted) in active markets for identical assets or liabilities that the entity can access at the measurement date;
- Level 2 inputs are inputs, other than quoted prices included within Level 1, that are observable for the asset or liability, either directly or indirectly; and
- Level 3 inputs are unobservable inputs for the asset or liability.

The principal accounting policies are set out below.

(c) Revenue recognition

Sale of Power

Revenue from sale of power is recognised when the units of electricity is delivered. Revenue from such contracts is recognised over time for each unit of electricity delivered at the price agreed with the customer in the power purchase agreement.

Revenue is measured based on the transaction price, which is the fair value of the consideration received or receivable, and represents amounts net of discounts / rebates, returns, other customer incentives and indirect taxes.



CLEANMAX IPP 2 PRIVATE LIMITED

CIN: U74999MH2017PTC298583

Notes to the financial statements for the year ended 31st March, 2024

Interest income

Interest income from financial asset is recognised when it is probable that the economic benefits will flow to the Company and the amount of income can be measured reliably. Interest income is accrued on a time basis, by reference to the principal outstanding and at the effective interest rate applicable, which is the rate that exactly discounts estimated future cash receipts through the expected life of the financial asset to that asset's net carrying amount on initial recognition.

(d) Taxation

Income tax expense represents the sum of the tax currently payable and deferred tax.

Current tax

The tax currently payable is based on taxable profit for the reporting period. Taxable profit differs from 'profit before tax' as reported in the statement of profit and loss because of items of income or expense that are taxable or deductible in other years and items that are never taxable or deductible. The Company's current tax is calculated using tax rates (applicable tax laws) that have been enacted or substantively enacted by the end of the reporting period.

Deferred taxes

Deferred tax is recognised on temporary differences between the carrying amounts of assets and liabilities in the financial statements and the corresponding tax bases used in the computation of taxable profit.

Deferred tax liabilities are generally recognised for all taxable temporary differences. Deferred tax assets are generally recognised for all deductible temporary differences to the extent that it is probable that taxable profits will be available against which those deductible temporary differences can be utilised. Such deferred tax assets and liabilities are not recognised if the temporary difference arises from the initial recognition of assets and liabilities in a transaction that affects neither the taxable profit nor the accounting profit.

The carrying amount of deferred tax assets is reviewed at the end of each reporting period and reduced to the extent that it is no longer probable that sufficient taxable profits will be available to allow all or part of the asset to be recovered.

Deferred tax assets and liabilities are measured at the tax rates that are expected to apply in the period in which the liability is settled or the asset realised, based on tax rates (and tax laws) that have been enacted or substantively enacted by the end of the reporting period.

The measurement of deferred tax liabilities and assets reflects the tax consequences that would follow from the manner in which the Company expects, at the end of the reporting period, to recover or settle the carrying amount of its assets and liabilities.

Current and deferred tax for the reporting period

Current and deferred tax are recognised in the statement of profit and loss, except when they relate to items that are recognised in other comprehensive income or directly in equity, in which case the taxes are also recognised in other comprehensive income or directly in equity respectively.

(e) Financial Instruments

Financial assets and financial liabilities are recognised when the Company becomes a party to the contractual provisions of the instruments.

Except for trade receivables, financial assets and financial liabilities are initially measured at fair value. Trade receivables are measured at the transaction price. Transaction costs that are directly attributable to the acquisition or issue of financial assets and financial liabilities (other than financial assets at fair value through profit or loss) are added to or deducted from the fair value of the financial assets or financial liabilities, as appropriate, on initial recognition. Transaction costs directly attributable to the acquisition of financial assets at fair value through profit or loss are recognised immediately in the statement the profit and loss.



CLEANMAX IPP 2 PRIVATE LIMITED

CIN: U74999MH2017PTC298583

Notes to the financial statements for the year ended 31st March, 2024

Financial assets

All recognised financial assets are subsequently measured in their entirety at either amortised cost or fair value, depending on the classification of the financial assets.

Amortised cost

A financial asset shall be measured at amortised cost using effective interest rates if both of the following conditions are met:

- financial asset is held within a business model whose objective is to hold financial assets in order to collect contractual cash flows; and
- contractual terms of the financial asset give rise on specified dates to cash flows that are solely payments of principal and interest on the principal amount outstanding.

The effective interest method is a method of calculating the amortised cost of a financial asset and of allocating interest income over the relevant period. The effective interest rate is the rate that exactly discounts estimated future cash receipts (including all fees and points paid or received that form an integral part of the effective interest rate, transaction costs and other premiums or discounts) through the expected life of the financial asset, or, where appropriate, a shorter period, to the net carrying amount on initial recognition.

Financial assets at fair value through profit or loss (FVTPL)

Financial assets at FVTPL include financial assets that either do not meet the criteria for amortised cost classification or are equity instruments held for trading or that meet certain conditions and are designated at FVTPL upon initial recognition. All derivative financial instruments also fall into this category, except for those designated and effective as hedging instruments, for which the hedge accounting requirements may apply. Assets in this category are measured at fair value with gains or losses recognized in the statement of profit and loss. The fair values of financial assets in this category are determined by reference to active market transactions or using a valuation technique where no active market exists.

Financial assets at fair value through other comprehensive income (FVTOCI)

On initial recognition, the Company can make an irrevocable election (on an instrument-by-instrument basis) to present the subsequent changes in fair value in other comprehensive income pertaining to investments in equity instruments. This election is not permitted if the equity investment is held for trading. These elected investments are initially measured at fair value plus transaction costs. Subsequently, they are measured at fair value with gains and losses arising from changes in fair value recognised in other comprehensive income and accumulated in the 'Reserve for equity instruments through other comprehensive income'. The cumulative gain or loss is not to be reclassified to the statement of profit and loss on disposal of the investments.

A financial asset is held for trading if:

- it has been acquired principally for the purpose of selling it in the near term; or
- on initial recognition it is part of a portfolio of identified financial instruments that the Company manages together and has a recent actual pattern of short-term profit-taking; or
- it is a derivative that is not designated and effective as a hedging instrument or a financial guarantee.

Dividends on these investments in equity instruments are recognised in the statement of profit and loss when the Company's right to receive the dividends is established, it is probable that the economic benefits associated with the dividend will flow to the entity, the dividend does not represent a recovery of part of cost of the investment and the amount of dividend can be measured reliably. Dividends recognised in the statement of profit and loss are included in the 'Other income' line item.

Impairment of financial asset

The Company applies the expected credit loss model for recognising impairment loss on financial assets measured at amortised cost, trade receivables and other contractual rights to receive cash or other financial asset not designated as at FVTPL.

For trade receivables or any contractual right to receive cash or another financial asset that result from transactions that are within the scope of Ind AS 115, the Company always measures the loss allowance at an amount equal to lifetime expected credit losses using the simplified approach permitted under Ind AS 109.

Expected credit losses are the weighted average of credit losses with the respective risks of default occurring as the weights. Credit loss is the difference between all contractual cash flows that are due to the Company in accordance with the contract and all the cash flows that the Company expects to receive (i.e. all cash shortfalls), discounted at the original effective interest rate (or credit-adjusted effective interest rate for purchased or originated credit-impaired financial assets). The Company estimates cash flows by considering all contractual terms of the financial instrument through the expected life of that financial instrument.

Further, for the purpose of measuring lifetime expected credit loss allowance for trade receivables, the Company has used a practical expedient as permitted under Ind AS 109. This expected credit loss allowance is computed based on a provision matrix which takes into account historical credit loss experience and adjusted for forward-looking information.



CLEANMAX IPP 2 PRIVATE LIMITED

CIN: U74999MH2017PTC298583

Notes to the financial statements for the year ended 31st March, 2024

Derecognition of financial asset

The Company derecognises a financial asset when the contractual rights to the cash flows from the asset expire, or when it transfers the financial asset and substantially all the risks and rewards of ownership of the asset to another party.

Financial liabilities and equity instruments**Classification as debt or equity**

Debt and equity instruments issued by the Company are classified as either financial liabilities or as equity in accordance with the substance of the contractual arrangements and the definitions of a financial liability and an equity instrument.

Equity instruments

An equity instrument is any contract that evidences a residual interest in the assets of an entity after deducting all of its liabilities. Incremental costs directly attributable to the issuance of new ordinary shares and share options are recognized as a deduction from equity, net of any tax effects.

Financial liabilities

All financial liabilities are subsequently measured at amortised cost using the effective interest method.

Financial liabilities subsequently measured at amortised cost

Financial liabilities that are not held-for-trading and are not designated as at FVTPL are measured at amortised cost at the end of subsequent reporting periods. The carrying amounts of financial liabilities that are subsequently measured at amortised cost are determined based on the effective interest method.

The effective interest method is a method of calculating the amortised cost of a financial liability and of allocating interest expense over the relevant reporting period. The effective interest rate is the rate that exactly discounts estimated future cash payments (including all fees and points paid or received that form an integral part of the effective interest rate, transaction costs and other premiums or discounts) through the expected life of the financial liability, or (where appropriate) a shorter period, to the net carrying amount on initial recognition.

Derecognition of financial liabilities

The Company derecognises financial liabilities when, and only when, the Company's obligations are discharged, cancelled or have expired. An exchange with a lender of debt instruments with substantially different terms is accounted for as an extinguishment of the original financial liability and the recognition of a new financial liability. Similarly, a substantial modification of the terms of an existing financial liability (whether or not attributable to the financial difficulty of the debtor) is accounted for as an extinguishment of the original financial liability and the recognition of a new financial liability. The difference between the carrying amount of the financial liability derecognised and the consideration paid and payable is recognised in the statement of profit and loss.

(f) Cash and cash equivalents

Cash and cash equivalents comprise cash on hand and demand deposits, together with other short-term, highly liquid investments (three months or less from the date of acquisition) that are readily convertible into known amounts of cash and which are subject to an insignificant risk of changes in value.

(g) Property, plant and equipment

Property, plant and equipment are stated at cost of acquisition or construction including any cost attributable in bringing the asset to its working condition for its intended use, net of subsidy (if any) less accumulated depreciation. Historical cost includes expenditure that is directly attributable to the acquisition of the asset. Subsequent expenditure are capitalised only if it is probable that the future economic benefits associated with the expenditure will flow to the entity. All repairs and maintenance are charged to the statement of profit and loss during the financial year in which they are incurred.

Interest on borrowed money allocated to and utilised for qualifying assets pertaining to the period upto the date of capitalisation is added to the cost of the assets.

Depreciation on property, plant and equipment has been provided as per the useful life prescribed in Schedule II to the Companies Act, 2013 except in respect Solar Power Plant where the life is considered as 25 years taking into account the nature of the asset, the estimated usage of the asset, the operating conditions of the asset, manufacturers warranties and maintenance support, etc.



CLEANMAX IPP 2 PRIVATE LIMITED

CIN: U74999MH2017PTC298583

Notes to the financial statements for the year ended 31st March, 2024

Freehold land is not depreciated.

Any gain or loss arising on derecognition / disposal of an asset is included in statement of profit or loss.

The residual values, useful lives and methods of depreciation of property, plant and equipment are reviewed at each financial year end and adjusted prospectively, as appropriate.

(h) Impairment of assets

Assets that are subject to amortisation are reviewed for impairment whenever events or changes in circumstances indicate that the carrying amount may not be recoverable. An impairment loss is recognised for the amount by which the asset's carrying amount exceeds its recoverable amount. The recoverable amount is the higher of an asset's fair value less costs of disposal and value in use. For the purposes of assessing impairment, assets are grouped at the lowest levels for which there are largely independent cash inflows (cash-generating units). Non financial assets other than goodwill that suffered an impairment are reviewed for possible reversal of the impairment at the end of each reporting period. Intangible assets that have an indefinite useful life or intangible assets not ready to use are not subject to amortisation and are tested annually for impairment.

(i) Provisions

Provisions are recognised when the Company has a present obligation (legal or constructive) as a result of a past event, it is probable that an outflow of economic benefits will be required to settle the obligation, and a reliable estimate can be made of the amount of the obligation.

The amount recognised as a provision is the best estimate of the consideration required to settle the present obligation at the end of the reporting period, taking into account the risks and uncertainties surrounding the obligation.

These estimates are reviewed at each reporting date and adjusted to reflect the current best estimates. If the effect of the time value of money is material, provisions are discounted. The discount rate used to determine the present value is a pre- tax rate that reflects current market assessments of the time value of money and the risks specific to the liability. The increase in the provision due to the passage of time is recognised as interest expense.

(j) Contingent liabilities

Contingent liabilities exist when there is a possible obligation arising from past events, the existence of which will be confirmed only by the occurrence or non-occurrence of one or more uncertain future events not wholly within the control of the Company, or a present obligation that arises from past events where it is either not probable that an outflow of resources will be required or the amount cannot be reliably estimated. Contingent liabilities are appropriately disclosed unless the possibility of an outflow of resources embodying economic benefits is remote.

(k) Earnings per share

Basic earnings per equity share has been computed by dividing the net profit or loss for the reporting period attributable to equity shareholders by the weighted average number of equity shares outstanding during the reporting period.

Diluted earnings per equity share is computed by dividing the net profit or loss for the period attributable to equity shareholders as adjusted for dividend, interest and other charges to expense or income (net of any attributable taxes) relating to the dilutive potential equity shares by the weighted average number of equity shares outstanding during the reporting period as adjusted to the effects of all dilutive potential equity shares, except where results are anti-dilutive.

(l) Events after the reporting period

Adjusting events are events that provide further evidence of conditions that existed at the end of the reporting period. The financial statements are adjusted for such events before authorisation for issue. Non-adjusting events are events that are indicative of conditions that arose after the end of the reporting period. Non-adjusting events after the reporting date are not accounted, but disclosed.



CLEANMAX IPP 2 PRIVATE LIMITED

CIN: U74999MH2017PTC298583

Notes to the financial statements for the year ended 31st March, 2024

(m) Operating cycle

The Company has determined its operating cycle as 12 months for the purpose of classification of its assets and liabilities as current and non-current.

(n) Critical accounting judgement, estimates and assumptions

The preparation of financial statements in conformity with the recognition and measurement principles of Ind AS requires the management to make estimates and assumptions that affect the application of accounting policies and the reported balances of assets and liabilities including disclosures relating to contingent assets and liabilities as at the date of the financial statements and reported amounts of revenue and expenses during the period presented.

Contingent liability is recorded when it is probable that a liability may be incurred, and the amount can be reasonably estimated.

Accounting estimates could change from period to period. Actual results could differ from those estimates. Estimates and underlying assumptions are reviewed on an ongoing basis. Revisions to accounting estimates are recognised in the period in which the estimates are revised and future periods are affected.

In particular, information about significant areas of estimation, uncertainty and critical judgments in applying accounting policies that have the most significant effect on the amounts recognised in the financial statements pertain to:

(a) Useful lives of property plant and equipment and intangible assets

The Company has estimated useful life of each class of assets based on the nature of assets, the estimated usage of the asset, the operating condition of the asset, past history of replacement, anticipated technological changes, etc. The Company reviews the useful life of property, plant and equipment and intangible assets as at the end of each reporting period. This reassessment may result in change in depreciation expense in future periods.

(b) Impairment Testing:

The Company reviews its carrying value of Property, Plant and Equipment which are subject to amortization/ depreciation whenever there is an indication for impairment. If the recoverable amount of the cash generating unit ("CGU") is less than the carrying amount, the impairment loss is accounted for.

(c) Taxation

The Company reviews the carrying amount of deferred tax assets on losses at the end of each reporting period for its recoverability against probable future profits.

(o) Other borrowing costs

Borrowing costs directly attributable to the acquisition or construction of qualifying assets, which are assets that necessarily take a substantial period of time to get ready for their intended use or sale, are added to the cost of those assets, until such time as the assets are substantially ready for their intended use or sale.

All other borrowing costs are recognised in statement of profit and loss in the period in which they are incurred.

The entity suspends capitalisation of borrowing costs during extended periods in which it suspends active development of a qualifying asset.

The entity determines the amount of borrowing costs eligible for capitalisation as the actual borrowing costs incurred on that borrowing during the period less any interest income earned on temporary investment of specific borrowings pending their expenditure on qualifying assets, to the extent that an entity borrows funds specifically for the purpose of obtaining a qualifying asset. If any specific borrowing remains outstanding after the related asset is ready for its intended use or sale, that borrowing becomes part of the funds that an entity borrows generally when calculating the capitalisation rate on general borrowings. In case if the entity borrows generally and uses the funds for obtaining a qualifying asset, borrowing costs eligible for capitalisation are determined by applying a capitalisation rate to the expenditure on that asset.

Note 1.3

Recent Pronouncement to Indian Accounting Standards (Ind AS)

Ministry of Corporate Affairs ("MCA") notifies new standard or amendments to the existing standards under Companies (Indian Accounting Standards) Rules as issued from time to time. For the year ended 31st March, 2024, MCA has not notified any new standards or amendments to the existing standards applicable to the Company.



Note 2
Property, plant and equipment

Particulars	Gross Block		Accumulated Depreciation		Net Block	
	As at 1st April, 2023	Addition	Deduction	As at 31st March, 2024	As at 1st April, 2023	As at 31st March, 2024
Freehold Land	92.04 92.04	7.08	-	99.12 92.04	-	99.12 92.04
Plant and Machinery Solar Power Generating System	1,945.18 1,945.18	18.57	3.29	1,960.46 1,945.18	366.10 292.00	439.79 366.10
Total	2,037.22 2,037.22	25.65	3.29	2,059.58 2,037.22	366.10 292.00	439.79 366.10
						1,619.79 1,671.12

Footnotes:

- (a) For assets secured against the borrowings, refer note 12(b)
(b) Figures in italics pertain to previous year.
(c) The Company is not holding any benami property under the Benami Transactions (Prohibition) Act, 1988 (45 of 1988)
(d) The title deeds of immovable properties are held in the name of the Company.



CLEANMAX IPP 2 PRIVATE LIMITED

CIN: U74999MH2017PTC298583

Notes to the financial statements for the year ended 31st March, 2024

(Currency : Indian Rupees in Millions)

Note 3**Other non-current financial assets**

(at amortised cost, unsecured, considered good)

	As at 31st March, 2024	As at 31st March, 2023
Security deposits	1.34	1.34
Balances with banks in deposit accounts:		
- Lien marked deposits with banks*	91.88	87.70
	93.22	89.04

* These are fixed deposits which are marked as lien against loans taken from financial institutions.

Note 4**Other non-current assets**

(Unsecured, considered good, unless stated otherwise)

	As at 31st March, 2024	As at 31st March, 2023
Capital advances for Property, plant and equipment	-	18.67
Prepaid expenses	-	1.65
Balances with government authorities	7.01	12.99
	7.01	33.31

Note 5**Trade receivables**

(Unsecured)

	As at 31st March, 2024	As at 31st March, 2023
Considered good	11.08	17.46
Considered doubtful	1.60	2.16
	12.68	19.62
Less: Allowance for doubtful debts	1.60	2.16
	11.08	17.46

Note 6**Cash and cash equivalents**

	As at 31st March, 2024	As at 31st March, 2023
Balances with banks		
Current accounts [(Refer note 6(a) & 6(b))]	-	-
Deposits with original maturity less than 3 months	-	57.00
	-	57.00

Footnote :

6(a) The Company has not traded or invested in Crypto currency or Virtual Currency during the year.

6(b) Working Capital requirement of the Company are met from the funds received from Parent Company on need basis accordingly the Company doesn't have any balances in current bank account at the year end.

Note 7**Other balances with banks**

	As at 31st March, 2024	As at 31st March, 2023
Escrow account [Refer footnote 7(a)]	8.69	90.12
Fixed deposit with restriction on use	175.50	-
	184.19	90.12

Footnote:

7(a) The balance in escrow account is with ICICI Bank which has restrictions on its usage.

Note 8**Other current financial assets**

(at amortised cost)

	As at 31st March, 2024	As at 31st March, 2023
Interest accrued on fixed deposits	3.56	2.56
Unbilled Revenue*	39.64	38.04
Due from related party	5.35	0.36
	48.55	40.96

* Classified as financial asset as right to consideration is conditional upon passage of time

Note 9**Other current assets**

(Unsecured, considered goods, unless stated otherwise)

	As at 31st March, 2024	As at 31st March, 2023
Prepaid expenses	1.66	5.22
Advance to supplier	2.76	0.03
	4.42	5.25



CLEANMAX IPP 2 PRIVATE LIMITED

CIN: U74999MH2017PTC298583

Notes to the financial statements for the year ended 31st March, 2024

(Currency : Indian Rupees in Millions)

Note 10**Share capital****Authorised:**

4,70,000 equity shares of Rs. 10/- each (as at 31st March, 2023: 4,70,000)

Issued, subscribed and fully paid-up shares:

4,66,821 equity shares of Rs. 10/- each (as at 31st March, 2023: 4,66,821)

Footnotes:

As at 31st March, 2024	As at 31st March, 2023
4.70	4.70
4.70	4.70
4.67	4.67
4.67	4.67

10 (a) Reconciliation of equity shares at the beginning and at the end of the period :

Equity shares outstanding at the beginning of the year
Equity shares issued during the year - fresh issue
Equity shares outstanding at the end of the year

For the year ended 31st March, 2024		For the year ended 31st March, 2023	
No.	Amount in millions	No.	Amount in millions
4,66,821	4.67	4,66,821	4.67
-	-	-	-
4,66,821	4.67	4,66,821	4.67

10 (b) Details of shareholders holding more than 5% shares in the Company:**Name of the shareholders:**

Clean Max Enviro Energy Solutions Private Limited and its nominee

As at 31st March, 2024		As at 31st March, 2023	
No.	% of holding	No.	% of holding
4,66,821	100%	4,66,821	100%

10 (c) Details of rights, preferences and restrictions attached to the equity shareholders:

The Company has only one class of equity shares having at par value of Rs. 10/- per share. Members of the Company holding equity share capital therein have a right to vote, on every resolution placed before the Company and right to receive dividend. The voting rights on a poll is in proportion to the share of the paid-up equity capital of the Company held by the shareholders. The Company declares dividends in Indian rupees. In the event of liquidation, the equity shareholders are eligible to receive the remaining assets of the Company after distribution of all preferential amounts, in proportion to their shareholding and are subject to the preferential rights of the Preference shares (if issued).

10 (d) Details of shareholding of promoters**Name of promoter:**

Cleanmax Enviro Energy Solutions Private Limited

As at 31st March, 2024		%Change during the year	As at 31st March, 2023		%Change during the year
No.	% of holding		No.	% of holding	
4,66,821	100%	NIL	4,66,821	100%	NIL

Note 11**Other Equity****(a) Securities premium**

Opening balance

Add: Premium on shares issued during the year - fresh issue

Closing balance

For the year ended 31st March, 2024	For the year ended 31st March, 2023
637.33	637.33
-	-
637.33	637.33

(b) Retained earnings

Opening Balance

Add: Profit for the year

Less: Dividend on equity shares

Closing balance

For the year ended 31st March, 2024	For the year ended 31st March, 2023
84.98	39.05
98.05	84.93
(84.98)	(39.00)
98.05	84.98
735.38	722.31

Nature and Purpose of Reserves:

11 (a) Securities premium is used to record the premium on issue of shares. The reserve shall be utilised in accordance with the provisions of section 52 of the Companies Act, 2013.

11 (b) Retained earnings represent the amount of accumulated earnings of the Company.



CLEANMAX IPP 2 PRIVATE LIMITED

CIN: U74999MH2017PTC298583

Notes to the financial statements for the year ended 31st March, 2024

(Currency : Indian Rupees in Millions)

Note 12**Long-term borrowings**

(at amortised cost)

Secured loan

Term loan from others (refer foot notes 12(a) to 12(g))

Less: Current maturities of long term borrowings

	As at 31st March, 2024	As at 31st March, 2023
Term loan from others (refer foot notes 12(a) to 12(g))	1,068.91	1,161.60
Less: Current maturities of long term borrowings	(99.47)	(94.10)
	969.44	1,067.50

Footnotes:

12 (a) Details of term loan:

	Loan 1	Loan 1
(i) Outstanding balance as at year end (including current maturities of long term borrowings) and net off unamortised borrowing cost of Rs.9,18 millions (31st March, 2023 - Rs. 10.59 millions)	1,068.91	1,161.60
(ii) Rate of interest	9% with reset in every 5 Years	9% with reset in every 5 Years
(iii) Terms of repayment of term loan outstanding as at year end	15 years; Repayment of the facility in 60 structured quarterly instalments starting from June 30, 2021 and final instalment not exceeding March 31, 2036	15 years; Repayment of the facility in 60 structured quarterly instalments starting from June 30, 2021 and final instalment not exceeding March 31, 2036

12(b) Security and charge for Loan 1:

- (i) a first mortgage and charge on all the Borrower's immovable properties including leasehold land, Project lands, both present and future pertaining to the Projects, by way of an equitable/registered mortgage or deposit of land lease deeds, as applicable, as advised by the Lender's Legal Counsel (LLC);
- (ii) a first charge by way of hypothecation over all movable properties and assets, including plant and machinery, machinery spares, tools and accessories, furniture, fixtures, vehicles and all other movable assets of the Borrower, current and future, of the Project;
- (iii) a first charge on all the current assets including but not limited to book debts, operating cash flows, receivables, commissions, revenues of whatsoever nature and wherever arising, current and future, pertaining to the Project, of the Borrower;
- (iv) a first charge on all the bank account of the Borrower pertaining to Project, including but not limited to the Trust and Retention Account and all the sub-account thereunder;
- (v) a first charge on all of the Borrower's intangible assets, both present and future, including goodwill, intellectual property rights, uncalled capital and undertakings, present and future, relating to the Project;
- (vi) a first charge by way of assignment cum charge of all rights, titles, interests, benefits, claims and demands whatsoever of the Borrower (both present and future);
- (vii) first charge and pledge of 51% of the fully paid up share capital of the Borrower (free from all restrictive covenants, lien or other Security Interest under any contract, arrangement or agreement including but not limited to any shareholders agreement (if any), in demat form, together with all accretions thereon, present and future;
- (viii) Pledge over any CCD/ OCD/Preference share/Sub debt or by whatever name called and infused by sponsor/promoters, if any, and forming part of capital structure.
- (ix) Corporate Guarantee by Clean Max Enviro Energy Solutions Private Limited (Parent Company).

12 (c) The Company has not made any delay in Registration of Charges under the Companies Act, 2013.

12 (d) The Company has not received any fund from any person(s) or entity(ies), including foreign entities (Funding Party) with the understanding (whether (i) directly or indirectly lend or invest in other persons or entities identified in any manner whatsoever by or on behalf of the Funding Party (Ultimate (ii) provide any guarantee, security or the like to or on behalf of the Ultimate Beneficiaries.

12 (e) In relation to the specific purposes term loans and borrowings as disclosed under Long Term borrowings, the Company has used the funds for the purposes for which they were taken.

12 (f) The Company is not a wilful defaulter under guidelines on wilful defaulters issued by the Reserve Bank of India.

12 (g) The Company has no working capital borrowings from banks or financial institution wherein it has been obtained on the basis of security of current assets.

Note 13**Other non-current financial liabilities**

(at amortised cost)

Security deposits from customers

	As at 31st March, 2024	As at 31st March, 2023
Security deposits from customers	2.16	5.28
	2.16	5.28



CLEANMAX IPP 2 PRIVATE LIMITED

CIN: U74999MH2017PTC298583

Notes to the financial statements for the year ended 31st March, 2024

(Currency : Indian Rupees in Millions)

Note 14**Deferred tax liabilities (net)****Deferred tax liabilities:**

Difference between book balance and tax balance of property, plant and equipment
Unamortised borrowing cost

Deferred tax assets:

Unabsorbed depreciation
Allowance for doubtful debts

Deferred tax liabilities (net)

As at 31st March, 2024	As at 31st March, 2023
357.96	361.95
2.31	2.67
360.27	364.62
232.67	271.35
0.40	0.54
233.07	271.89
(127.20)	(92.73)

Note 15**Other non-current liabilities**

Prepayments on discounting of long-term security deposit from customers

As at 31st March, 2024	As at 31st March, 2023
0.68	2.58
0.68	2.58

Note 16**Short-term borrowings**

(at amortised cost)

Secured loans

Current maturities of long term borrowings

As at 31st March, 2024	As at 31st March, 2023
99.47	94.10

Unsecured loans

Loan from related party Refer note 16(a)

6.92	-
106.39	94.10

Footnote:

16(a) Short-term borrowings includes loan from Clean Max Enviro Energy Solutions Private Limited (CMES) which is interest free and repayable on demand.

Note 17**Trade payables**

(at amortised cost)

- (i) Total outstanding dues of micro and small enterprises [Refer note 32]
(ii) Total outstanding dues of creditors other than micro and small enterprises

As at 31st March, 2024	As at 31st March, 2023
0.01	-
13.46	13.25
13.47	13.25

Note 18**Other current financial liabilities**

(at amortised cost)

Payables on purchase of property, plant and equipment

As at 31st March, 2024	As at 31st March, 2023
6.63	-
6.63	-

Note 19**Other current liabilities**

Statutory obligations
Prepayments on discounting of long-term security deposit from customers
Other payables

As at 31st March, 2024	As at 31st March, 2023
1.93	1.32
0.23	0.60
0.19	0.66
2.35	2.58



CLEANMAX IPP 2 PRIVATE LIMITED

CIN: U74999MH2017PTC298583

Notes to the financial statements for the year ended 31st March, 2024

(Currency : Indian Rupees in Millions)

Note 20**Revenue from operations**

	For the year ended 31st March, 2024	For the year ended 31st March, 2023
Revenue from sale of power	362.99	348.80
Other operating income	0.04	0.13
	363.03	348.93

Note:**Timing of revenue recognition**

At a point of time	363.03	348.93
Over a period of time	-	-
	363.03	348.93

Footnote:

20(a) The Company does not have any significant adjustments between the contracted price and revenue recognised in the Statement of profit and loss.

Note 21**Other Income**

	For the year ended 31st March, 2024	For the year ended 31st March, 2023
Interest on fixed deposits	11.00	8.28
Interest on income tax refund	0.06	0.27
Amortisation of financial liability	2.38	0.54
	13.44	9.09

Note 22**Other expenses**

	For the year ended 31st March, 2024	For the year ended 31st March, 2023
Support Fees	2.06	1.26
Legal and professional fees	1.06	1.11
Rates and taxes	8.43	0.01
Insurance Charges	3.38	2.57
Payments to auditor (Refer note 22(a))	0.81	0.79
Allowance for doubtful debts	(0.55)	1.01
Cash discount	0.43	0.91
Filing fees	0.04	0.01
Travelling expense	-	0.01
Donation and Corporate social responsibility	1.89	1.60
Loss on sale of assets	1.23	-
Miscellaneous expenses	0.05	0.08
	18.83	9.36

Footnote:**22 (a) Payments to auditor**

	For the year ended 31st March, 2024	For the year ended 31st March, 2023
- Statutory audit	0.60	0.60
- Tax audit	0.05	0.07
- Other services	0.16	0.12
	0.81	0.79



CLEANMAX IPP 2 PRIVATE LIMITED**CIN: U74999MH2017PTC298583****Notes to the financial statements for the year ended 31st March, 2024***(Currency : Indian Rupees in Millions)***Note 23****Finance cost**Interest expense on:

Term loan measured at amortised cost (Refer footnote 23(a))

Security deposits from customers measured at amortised cost

Delayed payment of taxes

Other borrowing costs

For the year ended 31st March, 2024	For the year ended 31st March, 2023
104.02	111.96
2.64	0.59
-	0.01
2.30	1.70
108.96	114.26

Footnote 23(a)**Finance cost**

Interest expense on term loan measured at amortised cost

- on borrowings from others

- due to effective interest rate adjustment as per Ind AS 109

For the year ended 31st March, 2024	For the year ended 31st March, 2023
102.61	110.50
1.41	1.46
104.02	111.96

Note 24**Earnings per share (EPS)**

Profit after tax(Rs. in Millions)

Weighted average number of equity shares(Nos.)

Earnings per share - Basic and diluted (Rs.) (Refer Note 24(a))

For the year ended 31st March, 2024	For the year ended 31st March, 2023
98.05	84.93
4,66,821	4,66,821
210.04	181.93

Footnote:

24(a) The Company has not issued any potential convertible instrument.



Note 25: Related Party Disclosure

25.1 Description of relationship

Ultimate Parent Company	Augment Infrastructure Partners (upto 25th October, 2023) Brookfield Corporation (w.e.f. 26th October, 2023)
Entity having immediate control over parent Company	Augment India I Holdings, LLC (upto 25th October, 2023) BGTF One Holding (DIFC) Limited (w.e.f. 26th October, 2023)
Parent Company	Clean Max Enviro Energy Solutions Private Limited
Fellow Subsidiaries (with whom the Company has related party transactions)	Clean Max Power Project Private Limited Clean Max Pluto Solar Power LLP
Key Managerial Personnel	Kuldeep Jain (Director) Nikunj Ghodawat (Director)

25.2 Transactions and outstanding balances with the related parties

Particulars	For the year ended 31st March, 2024	For the year ended 31st March, 2023
(a) Transactions with related parties		
Clean Max Enviro Energy Solutions Private Limited		
Purchase of property plant and equipment (Solar Power Generating System)	15.74	-
Dividend paid	84.98	39.00
Operation and maintenance expenses	29.61	28.20
Support fees	1.87	1.04
Short term borrowings taken during the year	7.07	3.59
Short term borrowings repaid during the year	0.15	3.62
Purchase of Land	4.63	-
Clean Max Power Projects Private Limited		
Operation and maintenance expenses/ Usage of common infra	4.00	4.00
Advance given	4.63	-
Clean Max Pluto Solar Power LLP		
Advance given	0.36	-

Note: Above transactions are exclusive of GST.

(b) Balances outstanding as at the balance sheet date	As at 31st March, 2024	As at 31st March, 2023
Clean Max Enviro Energy Solutions Private Limited		
Capital advances for Property, plant and equipment	-	18.63
Trade payables	10.27	9.10
Short term borrowings	6.92	-
Payables for Property, plant and equipment	4.26	-
Clean Max Power Projects Private Limited		
Trade payables	1.16	2.32
Due from related party	4.63	-
Clean Max Pluto Solar Power LLP		
Due from related party	0.72	0.36



CLEANMAX IPP 2 PRIVATE LIMITED**CIN: U74999MH2017PTC298583****Notes to the financial statements for the year ended 31st March, 2024***(Currency : Indian rupees in Millions)***Note 26 : Financial Instruments****26.1 Capital management**

The Company's objectives for managing capital comprise safeguarding the business as a going concern, creating value for stakeholders and supporting the development of the Company.

The capital structure of the Company consist of equity share capital and other equity. The Company has also obtained borrowings which are secured against the assets owned by the Company.

The management reviews the capital structure on a quarterly basis. As part of this review, the management considers risks associated with the Company that could result in erosion of its total equity.

Gearing Ratio

The capital structure of the Company consists of net debt and total equity.

The gearing ratio at the end of the year is as follows

Particulars	As at 31st March, 2024 (Rs. In Millions)	As at 31st March, 2023 (Rs. In Millions)
Debt (i)	1,075.83	1,161.60
Less: Cash and cash equivalents	-	57.00
Net Debt (A)	1,075.83	1,104.60
Total capital (ii)	740.05	726.98
Capital and Net debt (B)	1,815.88	1,831.58
Net Debt to Total Capital plus net debt ratio% (A/B)	59.25%	60.31%

(i) Debt is defined as Non-current borrowings (including current maturities) and Current borrowings.

(ii) Capital is defined as Equity share capital and other equity.

In order to achieve this overall objective, the Company's capital management, amongst other things, aims to ensure that it meets financial covenants attached to the interest-bearing loans and borrowings that define capital structure requirements. Breaches in meeting the financial covenants would permit the bank to immediately call loans and borrowings. There have been no significant breaches in the financial covenants of any interest-bearing loans and borrowing in the current year.

No changes were made in the objectives, policies or processes for managing capital during the years ended 31st March, 2024 and 31st March, 2023.

26.2 Categories of financial instruments

All the financial assets and financial liabilities of the Company are recognised at amortised costs. The Company considers that the carrying amounts of financial assets and financial liabilities recognised in the financial statements approximate their fair value.

26.3 Financial risk management

The Company's activities expose it to a variety of financial risk notably credit risk and liquidity risk.

The Company's focus is to ensure liquidity which is sufficient to meet Company's operational requirements. The Company monitors and manages key financial risks so as to minimize potential adverse effects on its financial performance. The policies for managing each of these risks are summarised below:



CLEANMAX IPP 2 PRIVATE LIMITED

CIN: U74999MH2017PTC298583

Notes to the financial statements for the year ended 31st March, 2024

26.3.1 Credit risk

Credit risk refers to the risk that a counterparty will default on its contractual obligations resulting in financial loss to the Company.

The maximum exposure to the credit risk at the reporting date is from trade receivables amounting to Rs. 11.08 millions for the period ended 31st March, 2024 (Rs.17.46 millions for the period ended 31st March, 2023).

Credit risk has been managed by the Company through continuous monitoring of its outstanding trade receivable balances and regular follow ups with customer wherein balances are outstanding for more than 60 days.

Bank balances are held with reputed and credit worthy banking institutions.

The carrying amount reflected above represents the Company's maximum exposure to credit risk for such financial assets.

26.3.2 Market risk

Market risk is the risk that the expected cash flows or fair value of a financial instrument could change owing to changes in market prices. Market risks are primarily composed of foreign exchange risk and price risk. There is no significant risk to the Company on this account.

Foreign exchange risk

Foreign exchange risk is the risk that the fair value or future cash flows of a financial instrument will fluctuate because of changes in exchange rates. The Company does not have any foreign exchange transactions during the year and also there is no unhedged foreign currency exposures outstanding as at the reporting date.

Price risk

Price risk is the risk that the fair value or future cash flows of a financial instrument will fluctuate because of changes in net assets value (NAV) of the financial instruments held.

There is no price risk applicable to the Company as it does not hold any investments in other companies.

26.3.3 Liquidity risk

Liquidity risk is the risk that the Company will encounter difficulty in meeting obligations associated with financial liabilities that are settled by delivering cash or another financial asset.

The Company's principal sources of liquidity are cash and cash equivalents and the cash flow that is generated from operations. The Company believes that the working capital is sufficient to meet its current requirements.

The following tables detail the Company's remaining contractual maturity for its financial liabilities with agreed repayment and realisation periods. The amounts are gross, undiscounted and exclude future contractual interest payments based on the earliest date on which the Company can be required to pay and realise.

Particulars	Less than 1 year	More than 1 year	Total
As at 31st March, 2024			
Borrowings	106.39	978.62	1,085.01
Trade payables	13.47	-	13.47
Other financial liabilities	6.63	2.16	8.79
	126.49	980.78	1,107.27



CLEANMAX IPP 2 PRIVATE LIMITED
CIN: U74999MH2017PTC298583

Notes to the financial statements for the year ended 31st March, 2024

Particulars	Less than 1 year	More than 1 year	Total
As at 31st March, 2023			
Borrowings	94.10	1,078.09	1,172.19
Trade payables	13.25	-	13.25
Other financial liabilities	-	5.28	5.28
	107.35	1,083.37	1,190.72

26.3.4 Interest rate risk

Interest rate risk is the risk that the fair value or future cash flows of a financial instrument will fluctuate because of changes in market interest rates. The Company's exposure to the risk of changes in market interest rates relates primarily to the Company's non current debt obligations with floating interest rates. The Company's external borrowings are at variable floating interest rate of interest and for which the sensitivity analysis have been carried out based on the exposure to interest rates for such borrowings at the end of the reporting periods. The said analysis has been carried on the amount of floating rate non - current borrowings outstanding at the end of the reporting period. A 50 basis point increase or decrease represents the management's assessment of the reasonably possible change in interest rates.

In case of fluctuation in interest rates by 50 basis points and all other variable held constant ,the Company's loss for the profit would increase or decrease as follows:

Particulars	For the year ended 31st March, 2024	For the year ended 31st March, 2023
Total exposure of the Company to variable rate of borrowing	1,078.09	1,172.19
Impact on profit before tax for the year	0.01	0.03

The year end balances are not necessarily representative of the average debt outstanding during the year.



CLEANMAX IPP 2 PRIVATE LIMITED

CIN: U74999MH2017PTC298583

Notes to the financial statements for the year ended 31st March, 2024

(Currency : Indian rupees in Millions)

Note 27**Income Taxes****27.1 The income tax expense for the year can be reconciled to the accounting profit as follows:**

	For the year ended 31st March, 2024	For the year ended 31st March, 2023
Profit before tax	132.52	117.76
Enacted income tax rate in India	25.17%	25.17%
Income tax expense calculated at 25.17%	33.36	29.64
Other adjustments	1.11	3.19
Income tax expense recognised in Statement of Profit and Loss	34.47	32.83

Note 27.2

The tax rate used for the period FY 2023-24 and FY 2022-23 is at 25.17%. The reconciliations above is the corporate tax rate of payable by corporate entities in India on taxable profits under the Indian tax law.

27.3 Deferred taxes

The following table provides the details of movement of deferred tax assets and liabilities:

For the year ended 31st March, 2024

Item of deferred tax asset/(liability)	Opening Balance	(Charge)/Credit in P&L	Closing Balance
Deferred tax liabilities:			
Difference between book balance and tax balance of property, plant and equipment	(361.95)	3.99	(357.96)
Unamortised borrowing cost	(2.67)	0.36	(2.31)
Deferred tax assets:			
Unabsorbed depreciation	271.35	(38.68)	232.67
Allowance for doubtful debts	0.54	(0.14)	0.40
Deferred tax liabilities (net)	(92.73)	(34.47)	(127.20)

For the year ended 31st March, 2023

Item of deferred tax asset/(liability)	Opening Balance	(Charge)/Credit in P&L	Closing Balance
Deferred tax liabilities:			
Difference between book balance and tax balance of property, plant and equipment	(359.98)	(1.97)	(361.95)
Unamortised borrowing cost	-	(2.67)	(2.67)
Deferred tax assets:			
Unabsorbed depreciation	299.79	(28.44)	271.35
Allowance for doubtful debts	0.29	0.25	0.54
Deferred tax liabilities (net)	(59.90)	(32.83)	(92.73)



CLEANMAX IPP 2 PRIVATE LIMITED

CIN: U74999MH2017PTC298583

Notes to the financial statements for the year ended 31st March, 2024

(Currency : Indian rupees in Millions)

Note 28: Ratios**a) Current Ratio = Current Assets divided by Current Liabilities**

Particulars	As at 31st March, 2024	As at 31st March, 2023	Change (%)
Current Assets	248.24	210.79	
Current Liabilities	128.84	109.93	
Ratio	1.93	1.92	0.52%

b) Debt Equity ratio = Total debt divided by Total equity where total debt refers to sum of current & non current borrowings

Particulars	As at 31st March, 2024	As at 31st March, 2023	Change (%)
Total Debt	1,075.83	1,161.60	
Total Equity	740.05	726.98	
Ratio	1.45	1.60	-9.38%

c) Debt Service Coverage Ratio = Earnings available for debt services divided by Total interest and long term principal repayments

Particulars	As at 31st March, 2024	As at 31st March, 2023	Change (%)
EBITDA	315.62	306.12	
Total interest and principal repayments	201.65	201.52	
Ratio	1.57	1.52	3.29%

d) Return on Equity Ratio / Return on investment Ratio = Net profit after tax attributable to owners of the Company divided by Average Equity attributable to owners of the Company

Particulars	As at 31st March, 2024	As at 31st March, 2023	Change (%)
Net profit after tax attributable to owners of the Company	98.05	84.93	
Average Equity attributable to owners of the Company	733.52	701.58	
Ratio	0.13	0.12	8.33%

e) Inventory Turnover Ratio = Cost of goods sold divided by average inventory

The above ratio is not applicable as the Company has no inventory

f) Trade Receivables turnover ratio = Sales divided by average trade receivables

Particulars	As at 31st March, 2024	As at 31st March, 2023	Change (%)
Sales	363.03	348.93	
Average Trade Receivables	14.27	17.30	
Ratio	25.44	20.17	26.13%

The ratio has Increased on account of decrease in trade receivables in the current year.

g) Trade payables turnover ratio = purchases divided by average trade payables

Particulars	As at 31st March, 2024	As at 31st March, 2023	Change (%)
Purchases	42.02	42.54	
Average Trade Payables	13.36	9.46	
Ratio	3.15	4.50	-30.00%

The ratio has decreased on account of increase in trade payables in the current year.



CLEANMAX IPP 2 PRIVATE LIMITED

CIN: U74999MH2017PTC298583

Notes to the financial statements for the year ended 31st March, 2024

(Currency : Indian rupees in Millions)

h) Net Working Capital Turnover Ratio = Sales divided by average Working capital where net working capital = current assets - current liabilities

Particulars	As at 31st March, 2024	As at 31st March, 2023	Change (%)
Sales	363.03	348.93	
Current Assets (A)	248.24	210.79	
Current Liabilities (B)	128.84	109.93	
Net Working Capital (A-B)	119.40	100.86	
Average Working Capital	110.13	83.18	
Ratio	3.30	4.19	-21.24%

i) Net profit ratio = Net profit after tax divided by Net Sales

Particulars	As at 31st March, 2024	As at 31st March, 2023	Change (%)
Net Profit after tax	98.05	84.93	
Net Sales	363.03	348.93	
Ratio	0.27	0.24	12.50%

j) Return on Capital employed = Earnings before interest and taxes (EBIT) divided by Capital Employed

Particulars	As at 31st March, 2024	As at 31st March, 2023	Change (%)
Net profit after tax (A)	98.05	84.93	
Finance Costs (B)	108.96	114.26	
Total Tax Expense (C)	34.47	32.83	
EBIT (D) = (A)+(B)+(C)	241.48	232.02	
Total equity (E)	740.05	726.98	
Total debt (F)	1,075.83	1,161.60	
Capital Employed (G)=(E)-(F)	1,815.88	1,888.58	
Ratio (D)/(G)	0.13	0.12	8.33%

k) Return on Investment = Income from investment divided by the closing balance of the investment

Note : This ratio is not applicable since the Company does not have any projects / investments other than current operations.

Footnote:

The above Non-GAAP measures presented may not be comparable to similarly titled measures reported by other companies. Further, it should be noted that these are not a measure of operating performance or liquidity defined by generally accepted accounting principles and may not be comparable to similarly titled measures presented by other companies.



CLEANMAX IPP 2 PRIVATE LIMITED

CIN: U74999MH2017PTC298583

Notes to the financial statements for the year ended 31st March, 2024

(Currency : Indian rupees in Millions)

Note 31**Contingent liabilities**

	As at 31st March, 2024	As at 31st March, 2023
Bank guarantees given on behalf of the Company	51.30	51.30

There are no capital commitments as at 31st March 2024 and 31st March 2023.

Note 32**Disclosures required under Section 22 of the Micro, Small and Medium Enterprises Development Act, 2006**

(i) The amount due to Micro and Small Enterprises as defined in the "The Micro, Small and Medium Enterprises Development Act, 2006" has been determined to the extent such parties have been identified on the basis of information collected by the Management.

(ii) The Disclosure relating Micro and Small Enterprises is as under:

	As at 31st March, 2024	As at 31st March, 2023
(i)(a) The principal amount remaining unpaid to any supplier as at the end of the accounting year	0.01	-
(b) Interest on above	-	-
(ii) The amount of interest paid along with the principal payment made to the supplier beyond the appointed date during the year	-	-
(iii) Amount of interest due and payable on delayed payments	-	-
(iv) Amount of further interest remaining due and payable for the earlier periods	-	-
(v) Amount of Interest payable on last periods interest outstanding	-	-
(vi) Total outstanding dues of Micro and Small Enterprises		
- Principal	0.01	-
- Interest	-	-

Note 33**Revenue from contracts with customers**

	For the year ended 31st March, 2024	For the year ended 31st March, 2023
Unbilled Revenue		
Opening	38.04	34.76
Revenue recognised during the year	362.99	348.80
Progress bills raised		
- Out of opening asset	38.04	34.76
- Other than above	323.35	310.76
Closing balance	39.64	38.04

Note 34**Segment reporting**

Operating Segments are reported in a manner consistent with the internal reporting provided to the Chief operating decision maker ("CODM") of the Company. The CODM who is responsible for allocating resources and assessing performance of the operating segments has been identified as the Board of Directors of the Company.

The Company operates only in one business segment i.e. "Sale of Power" which is reviewed by CODM and all the activities incidental thereto are within India, hence Company does not have any reportable segments as per Ind AS 108 "Operating Segments".

All the business operations of the Company are in India and hence, there is only one geographic segment.

Information about major customers:-

The details of the customers from where the Company has earned more than 10% of its total revenue are as under:-

	% of total revenue	
	For the year ended 31st March, 2024	For the year ended 31st March, 2023
Customer A	24.89%	29.25%
Customer B	11.57%	13.18%
Customer C	0.00%	10.13%



CLEANMAX IPP 2 PRIVATE LIMITED

CIN: U74999MH2017PTC298583

Notes to the financial statements for the year ended 31st March, 2024

(Currency : Indian rupees in Millions)

Note 35**Reconciliation of movements of liabilities to cash flows arising from financing activities**

	As at 31st March, 2024	As at 31st March, 2023
Borrowings at the beginning of the year (current and non-current borrowings)	1,161.60	1,248.89
Repayments of non-current borrowings	(94.10)	(88.72)
Proceeds/(Repayments) from short term borrowing (net)	6.92	(0.03)
due to effective interest rate adjustment as per INDAS 109	1.41	1.46
Borrowings at the end of the year (current and non-current borrowings)	1,075.83	1,161.60

Note 36 : Corporate Social Responsibility**Details of CSR expenditure:**

	For the year ended 31st March, 2024	For the year ended 31st March, 2023
1. Amount required to be spent by the Company during the year	1.89	1.60
2. Amount of expenditure incurred	1.89	1.6
3. Shortfall at the end of the year	-	-
4. Total of previous years shortfall		
5. Reason for shortfall	NA	NA
6. Nature of CSR activities	1. General community infrastructure support and welfare activities 2. Public health infrastructure, capacity building and support programs.	
7. Amount Unspent, if any :	-	-
8. Details of related party transactions	-	-
9. Where a provision is made with respect to a liability incurred by entering into a contractual obligation, the movements in the provision during the year shall be shown separately.	-	-

Note 37

On 28th July, 2023, an interim dividend of Rs. 182.04 per equity share (total dividend Rs. 84.98 million) was paid to its fully paid-up equity shareholders.



CLEANMAX IPP 2 PRIVATE LIMITED

CIN: U74999MH2017PTC298583

Notes to the financial statements for the year ended 31st March, 2024

(Currency : Indian rupees in Millions)

Note 38: Other Regulatory Disclosures

a) The Company has not given Loans or advances in the nature of loans to promoters, directors, KMPs and the related parties, that are repayable on demand or without specifying any terms or period of repayment.

b) No funds have been advanced or loaned or invested (either from borrowed funds or share premium or any other sources or kind of funds) by the Company to or in any other person(s) or entity(ies), including foreign entities ("Intermediaries"), with the understanding, whether recorded in writing or otherwise, that the Intermediary shall, directly or indirectly lend or invest in other persons or entities identified in any manner whatsoever by or on behalf of the Company ("Ultimate Beneficiaries") or provide any guarantee, security or the like on behalf of the Ultimate Beneficiaries.

c) No funds have been received by the Company from any person(s) or entity(ies), including foreign entities ("Funding Parties"), with the understanding, whether recorded in writing or otherwise, that the Company shall, directly or indirectly, lend or invest in other persons or entities identified in any manner whatsoever by or on behalf of the Funding Party ("Ultimate Beneficiaries") or provide any guarantee, security or the like on behalf of the Ultimate Beneficiaries.

Note 39

- i. The Company has no relationship and transactions with struck off companies.
- ii. The Company has not entered in scheme of arrangement under section 230 to 237 of Companies Act 2013.
- iii. The Company does not have any transaction which is not recorded in the books of accounts that has been surrendered or disclosed as income during the year in the tax assessments under the Income Tax Act, 1961.
- iv. The Company has complied with the number of layers prescribed under clause (87) of Section 2 of the Companies Act, 2013 read with the companies (Restriction on number of layer) Rules, 2017.

Note 40

- (a) Previous years figures have been regrouped / reclassified wherever necessary to correspond with the current year's classification / disclosure.
- (b) Wherever the figures are less than the denomination disclosed, the figures do not appear.



For and on behalf of the Board
Cleanmax IPP 2 Private Limited
CIN: U74999MH2017PTC298583


Kuldeep P. Jain
Director
DIN: 02683041
Place: Mumbai
Date: 24th May, 2024


Nikunj Ghodawat
Director
DIN: 00714569
Place: Mumbai
Date: 24th May, 2024