



Class 4 Data Handling Worksheet

By Thinking Juggernaut

Subject: Mathematics

Topic: Data Handling

Questions: 15

Time: 40 mins

Let's Learn About Data!

What is Data?

Data means information or numbers that we collect. For example:

- How many students are in your class?
- What is your favorite fruit?
- How many pencils do you have?

When we collect data, we can show it using pictures and marks. This makes it easy to count and understand!

How to Show Data

1 Tally Marks - A Quick Way to Count!

Tally marks help us count things quickly. We make 4 lines and cross them with the 5th line.

I = 1

II = 2

$$\text{III} = 3$$

$$\text{IIII} = 4$$

$$\text{IIII} = 5 \star$$

$$\text{IIII I} = 6$$

2 Pictographs - Pictures to Show Numbers!

A pictograph uses pictures to show how many of something we have.

🍏 Fruits I Like 🍏

Fruit Name	How Many?
Apple 🍏	🍏 🍏 🍏
Banana 🍌	🍌 🍌 🍌 🍌 🍌
Orange 🍊	🍊 🍊

Each picture = 1 fruit



Let's Practice!

★ Section A: Easy Questions

Q1. Count these tally marks and write the number:

III

Q2. Make tally marks for the number 4

Q3. Look at these stars and count them:











How many stars are there? _____

Q4. Count these tally marks:

IIII

Answer: _____

Q5. Look at this pictograph showing toys:

Toy	How Many?
Cars 	   
Balls 	 

Each picture = 1 toy

a) How many cars are there? _____

b) How many balls are there? _____

Q6. Make tally marks for the number 7

Q7. Count these animals:



a) How many dogs 🐕? _____

b) How many cats 🐈? _____

Q8. Count these tally marks:



IIII II

Answer: _____










☆☆ Section B: Little Harder Questions


Q9. Look at these flowers and make a table:



Flower	Tally Marks	Number
Rose 		
Lily 		

Q10. This pictograph shows ice creams sold:

Day	Ice Creams 
Monday	  
Tuesday	    

Each  = 1 ice cream

a) How many ice creams on Monday? _____

b) On which day were more ice creams sold? _____

Q11. Count these fruits and complete the table:



Fruit	Number
Apple 🍏	
Banana 🍌	

Q12. Make tally marks for these numbers:

Number	Tally Marks
5	
8	
3	

Q13. A class has these pets at home:

Pet	Number
Dogs 🐶	6
Cats 🐱	4

Birds 🐦

3

- a) Which pet do most students have? _____
- b) Which pet do least students have? _____
- c) Make a pictograph showing this data (use 🐾 = 1 pet)

Q14. Count these items and answer:



- a) How many footballs 🏈? _____
- b) How many basketballs 🏀? _____
- c) Which ball is more? _____
- d) Make tally marks for each ball type

Q15. A fruit seller has:

Apples: 8, Bananas: 5, Oranges: 6

- a) Make a table to show this
- b) Which fruit does he have the most? _____
- c) Which fruit does he have the least? _____
- d) Draw a pictograph using 🍇 to show 1 fruit

✓ Answer Key

Q1. III = 3

Q2. IIII

Q3. 6 stars

Q4. IIII = 5

Q5.

a) 4 cars

b) 2 balls

Q6. IIII II

Q7.

- a) 3 dogs
- b) 2 cats

Q8. IIII II = 7

Q9.

Flower	Tally Marks	Number
Rose 🌹	IIII	4
Lily 🌸	IIII	4

Q10.

- a) 3 ice creams on Monday
- b) Tuesday (5 ice creams sold)

Q11.

Fruit	Number
Apple 🍏	4
Banana 🍌	5

Q12.

Number	Tally Marks
--------	-------------

5	IIII
8	IIII III
3	III

Q13.

- a) Dogs (6 students)
- b) Birds (3 students)
- c) Pictograph:

Pet	Pictograph (🐾 = 1 pet)
Dogs	🐾🐾🐾🐾🐾🐾
Cats	🐾🐾🐾🐾
Birds	🐾🐾🐾

Q14.

- a) 6 footballs
 - b) 4 basketballs
 - c) Football (⚽ is more)
 - d) Tally marks:
- Football ⚽ : IIII I = 6
- Basketball 🏀 : IIII = 4

Q15.

- a) Table:

Fruit	Number
-------	--------

Apples	8
Bananas	5
Oranges	6

b) Apples (8)

c) Bananas (5)

d) Pictograph would show 8 🍇 for apples, 5 🍇 for bananas, 6 🍇 for oranges

How Did You Do?

Total Questions: 15 | Total Marks: 30

Your Score	You Are	What to Do
25-30	☆☆☆ Superstar!	Wow! You are amazing at data handling! Keep up the great work!
18-24	☆☆ Great Job!	Very good! Practice making more tally marks and pictographs.
10-17	☆ Good Try!	Nice work! Practice counting tally marks every day. You can do it!
0-9	Keep Going!	Don't give up! Practice tally marks and counting. Ask your teacher for help!



Tips to Get Better:

- **Remember:** $\text{|||||} = 5$ (Five marks make one group!)
- **Count slowly:** Don't rush when counting pictures
- **Practice daily:** Count your toys, books, or pencils
- **Use your fingers:** It helps when counting!

- **Draw pictures:** Make your own pictographs at home

⚠ **Don't Make These Mistakes:**

- ❌ Thinking IIII = 4 (It's 5!)
- ❌ Counting too fast and missing some
- ❌ Not looking at all the pictures carefully
- ❌ Forgetting to write your answers

✨ You Did Amazing! Great Job! ✨

Keep counting and learning! You're a star! ✨

🔥 Download more worksheets like this

🌐 Visit: <https://thinkingjuggernaut.in/>



NEP-aligned, hands-on experiential kits

NEP-2020 aligned hands-on kits and workbooks that help kids think independently, solve problems, and explore experiential learning.

[Explore Kits](#)

Founded by NIT & IIT Alumni



NEP-aligned, hands-on experiential kits



Applied Maths Kit (Age 7+)



Applied Maths Kit (Age 10+)



Interdisciplinary STEM Kit
(Age 7+)



Interdisciplinary STEM Kit
(Age 10+)



Entrepreneurship Kit



Finance Literacy Kit



Chess Starter Kit



Explore Sanskrit Kit

Founded by IIT & NIT Alumni, Thinking Juggernaut is a NEP-2020 aligned experiential learning platform that builds 21st-century skills, connects subjects, and links classroom concepts to real-life challenges.

[View All Kits Online →](#)