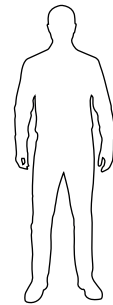
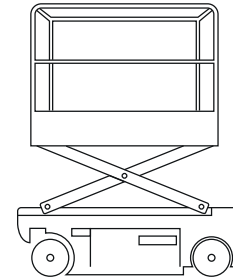
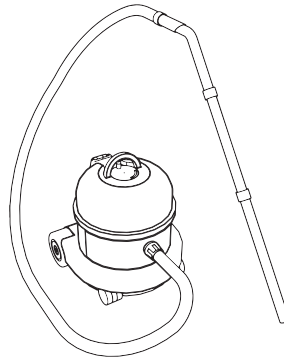
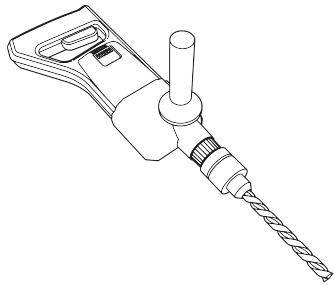
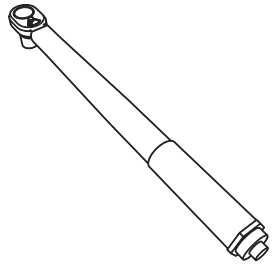
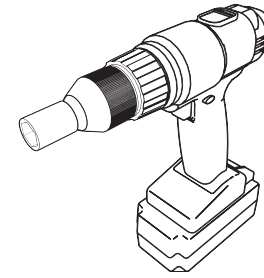
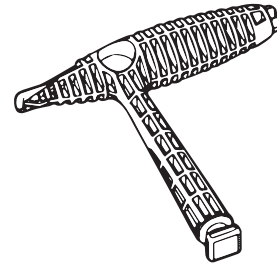
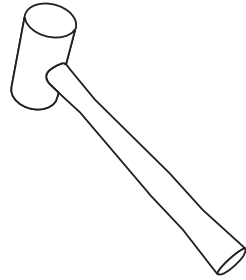
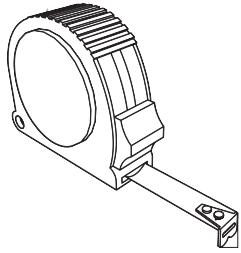


Product Update  
**Topple Installation Guide**

LDC-1003-ASF-22032022-V1





x2



2m	3.6m	5.3m
2	0	0



2m	3.6m	5.3m
0	2	2



2m	3.6m	5.3m
8	8	8



2m	3.6m	5.3m
0	2	2



2m	3.6m	5.3m
0	0	2



2m	3.6m	5.3m
0	2	4



2m	3.6m	5.3m
2	2	2



2m	3.6m	5.3m
4	7	10



2m	3.6m	5.3m
2	2	2



2m	3.6m	5.3m
0	2	4




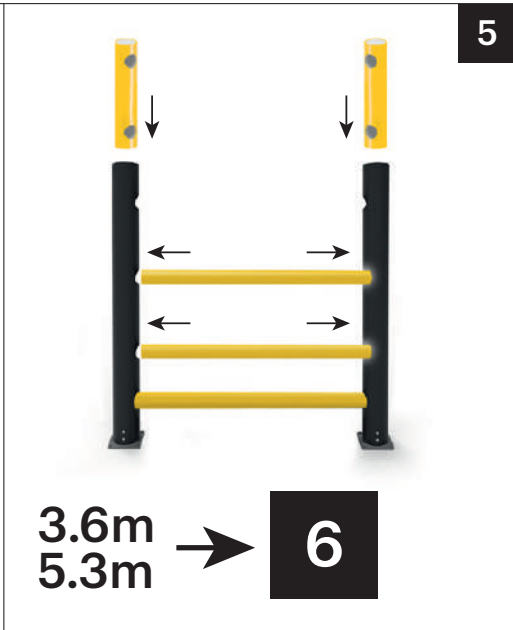
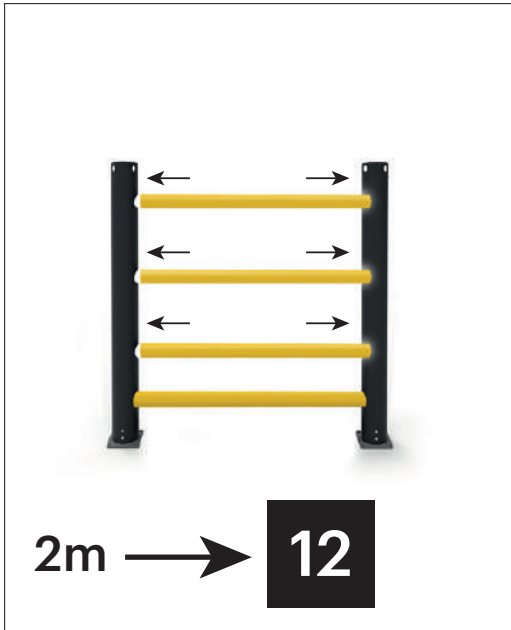

2m	3.6m	5.3m
0	2	4






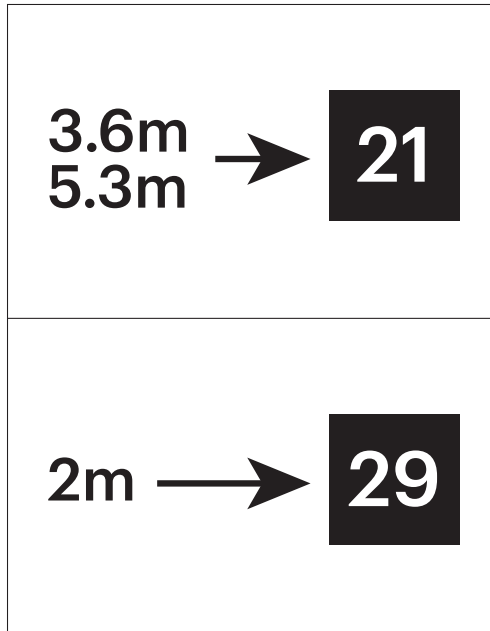
2m	3.6m	5.3m
8	8	8

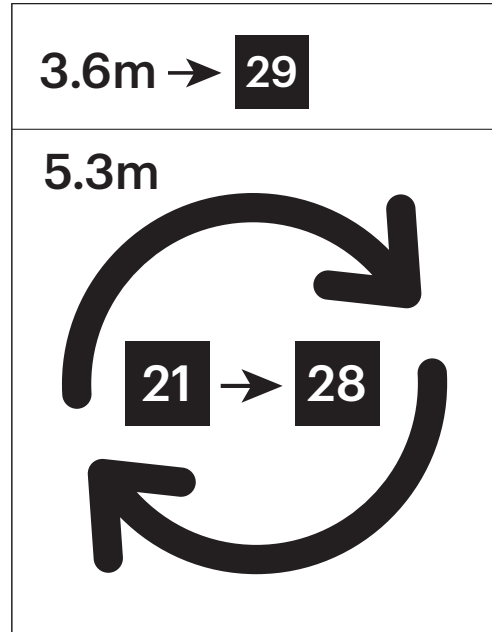




2m	3.6m	5.3m
8	8	8











This document has been produced by the Product Management Team at A-SAFE HQ.

