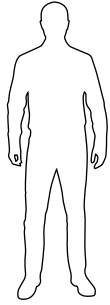
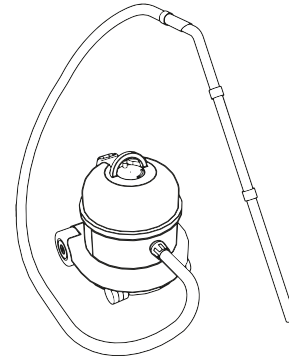
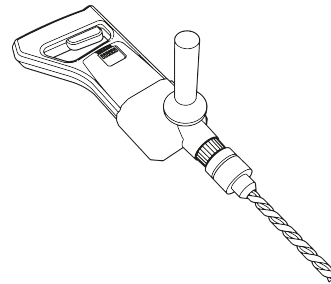
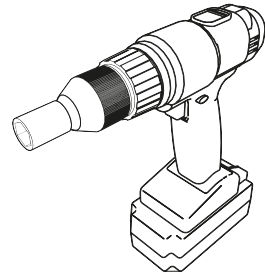
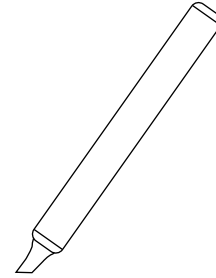
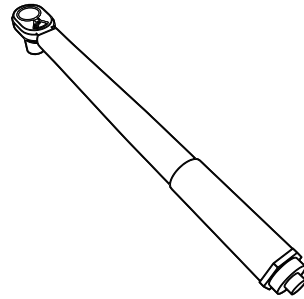
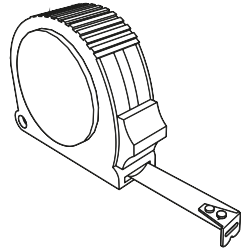


Heavy Duty ForkGuard Installation Guide








x1




- 1 ForkGuard Rail
- 2 ForkGuard Kerb Inner
- 3 ForkGuard End Cap x 2
(See page 7)
- 4 18mm Hex Head
Through Bolt Z/P
x 2 / x 3*
- 5 Fixing Plates x 2 / x 3*
- 6 Top Cap Upper x 2 / x 3*
- 7 Top Cap Lower x 2 / x 3*

* x3 if HD ForkGuard is
over 565mm length






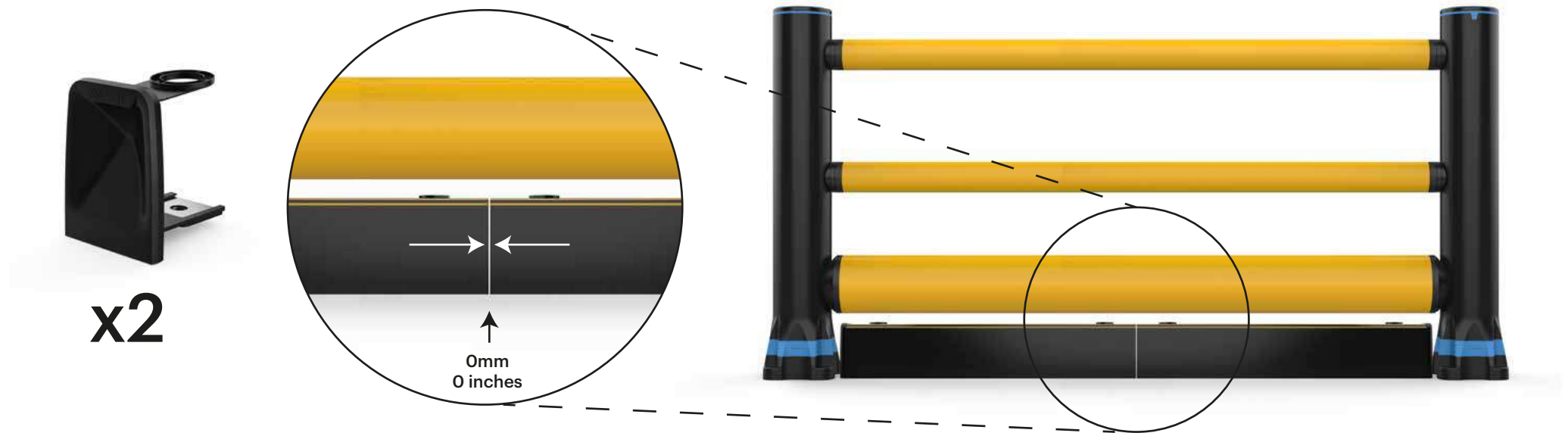




Wall Installation



>2m Barrier Installation



This document has been produced by the Product Management Team at A-SAFE HQ.

