


RING SIZER – METHOD 1

Please note that Nerei strongly advises to ask your local jeweler to professionally measure your ring size.
This ring sizer is a help to measure your ring size and is in no case contractual.
In case of doubt, do not hesitate to contact us via info@nerei.studio

PLEASE CHECK YOUR SCALE HERE



PRINT THIS RING SIZER IN REAL SIZE

1. Use a ring that fits you well
2. Place it on the printed circles
3. The size is right when the printed circle follows the inner circle of the ring (see fig.1)

HOW TO USE THE RING SIZER

1. Place ring on below circles and find out the best matching circle aligning with the inside edge of the ring.
2. See the number inside the circle, that should be your ring size, which is EU size, check ring size chart for converting to international size if need.



CHOOSE A
BIGGER SIZE



CHOOSE A
SMALLER SIZE



THIS IS THE
RIGHT SIZE


47 ø14.97mm	48 ø15.29mm	49 ø15.61mm	50 ø15.9mm	51 ø16.24mm	52 ø16.56mm	53 ø16.88mm	54 ø17.20mm
55 ø17.52mm	56 ø17.83mm	57 ø18.15mm	58 ø18.47mm	59 ø18.79mm	60 ø19.11mm	61 ø19.43mm	62 ø19.75mm
63 ø20.06mm	64 ø20.38mm	65 ø20.70mm	66 ø21.02mm	67 ø21.34mm	68 ø21.66mm	69 ø21.97mm	70 ø22.29mm

NEREI

RING SIZER – METHOD 2

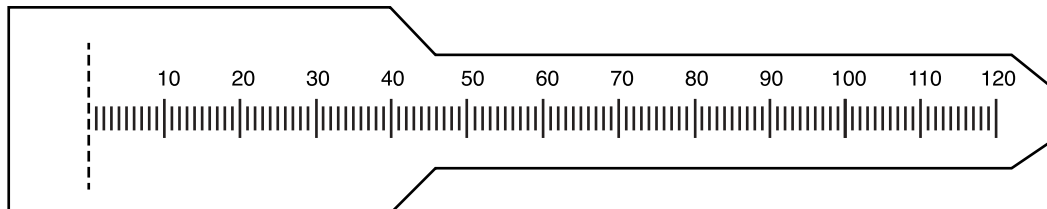
Please note that Nerei strongly advises to ask your local jeweler to professionally measure your ring size.
This ring sizer is a help to measure your ring size and is in no case contractual.
In case of doubt, do not hesitate to contact us via info@nerei.studio

PLEASE CHECK YOUR SCALE HERE



HOW TO USE THE TAPER RING SIZER

1. Carefully cut the tape on the black lines (see tape ring sizer at the bottom of the page)
2. Cut a slit at the mark -----
3. Insert the narrow part of the tape into the slit, (see fig. 1)
4. Tighten the tape around the widest part of your finger, often your knuckle (see fig. 2)
5. Read the measurement at the slit, see fig. 3. This is the circumference of your ring
6. Report your measurement to the ring size chart (see page 3) to know your [EU] ring size, in grey column
7. You can verify your size by comparing to the [US] ring size



NEREÏ

RING SIZE CHART

CIRCUMFERENCE	DIAMETER	RING SIZE (EU)	RING SIZE (US)
47	14.97	47	4
48	15.29	48	4 ½
49	15.61	49	4 ¾
50	15.92	50	5 ¼
51	16.24	51	5 ¾
52	16.56	52	6
53	16.9	53	6 ½
54	17.3	54	6 ¾
55	17.5	55	7 ¼
56	17.9	56	8 ¼
57	18.1	57	8
58	18.5	58	8 ¼
59	18.8	59	8 ¾
60	19.2	60	9
61	19.4	61	9 ½
62	19.8	62	10
63	20.2	63	10 ¼
64	20.4	64	10 ¾
65	20.8	65	11
66	21	66	11 ½
67	21.4	67	11 ¾
68	21.8	68	12 ¼
69	22	69	12 ½
70	22.2	70	13