

Trust Your Local **Anlin** Gold Star Dealer



Love for the Home

LIFETIME COMFORT AND SAVINGS

THE STAR OF ENERGY SAVINGS





The **Anlin** Promise

Is a Balance of Excellence, Responsibility and Love for the Home



The 5 Star Difference

Energy Efficient Windows and Doors Made in America

Anlin is a Green Company and Green Product Manufacturer

Leading-Edge Energy Saving Technology

High Tech Security Glass for Home Protection

Antimicrobial Features for Healthier Living

Outstanding Noise Reduction and Insulation

Exceptional Quality, Safety, Service and Design

The Only 5-Star Consumer Rated Window and Door Manufacturer



Anlin DM Series

The Beauty of Symmetry

The **Anlin** Del Mar Series is symmetrically engineered with even sightlines for maximum beauty. This **Anlin** premium window series is fully loaded with exclusive feature upgrades for durability and the highest energy efficiency.



Anlin DME Series

A Designer Frame with Maximum View

The **Anlin** Del Mar Expanded View Series provides additional glass viewing area with a narrow profile frame. This **Anlin** premium window series is engineered to achieve maximum energy saving performance while offering greater natural light.



Anlin COR Series

Flexibility to Complete Your Perfect Home Window Plan

The **Anlin** Coronado Series premium windows have a variety of operating styles, including double hung, double slider, casement and awning windows for superior fresh-air ventilation. **Anlin** Coronado can be incorporated into any home window plan with **Anlin** Del Mar or may be used throughout your home.



Anlin MAL Door Series

Love the Way they Look and Feel

Anlin Malibu Series premium sliding and swinging patio doors are built for beauty, comfort and a lifetime of smooth operation. Fall in love with your home again.





The Art of Window and Door Frame Design

AnlinXTRU

Truly State of the Art Windows and Doors

Anlin XTRU is the true leader in window and door technology. Anlin’s proprietary ***Titanium Dioxide Infused Vinyl Extrusion*** is architecturally engineered for superior strength, durability and energy efficiency. **Anlin XTRU** is certified in accordance with ASTM D4726 and AAMA 303-19. Anlin’s proprietary designs are state of the art, with high temperature tolerance, low thermal expansion and are performance engineered. **Anlin XTRU** with air-tight fusion welded corners, provides combined features that surpass wood, fiberglass and metal in overall performance and longevity. **Anlin XTRU** has made **Anlin** Windows and Doors the envy of the industry and number one in customer satisfaction with an impressive Five Star consumer rating.

Anlin Premium Features



AnlinXTRU Architectural Frame with Foam Insulation

Anlin XTRU formula with innovative design, provides superior thermal values. **Anlin** Comfort Core, low conductance green foam is inserted in specific dead air chambers in window frames for maximum energy efficiency.
Note: Anlin Comfort Core Foam insulation is exclusive to Anlin DM and Anlin DME

Anlin High Quality Smooth Operation

Anlin DM | **Anlin DME** Series high-quality rollers and a constant-force stainless steel balance system ensures smooth operation of sliding and hung windows. Windows glide effortlessly, with rollers that have precision bearings and stainless steel axles for a lifetime of smooth operation.

AnlinWeather-Tight Seal

Anlin antimicrobial triple-fin weatherstrip with four barriers of filler provides a weather-tight seal blocking more wind, dirt, bacteria, moisture and sound.



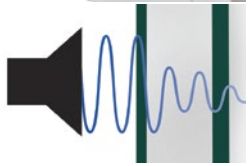
Anlin Heavy-Duty Screen Frame with Antimicrobial Mesh & Watershed Coating

Anlin screens are infused with antimicrobial protection, providing clearer viewing, better airflow, insect protection and watershed technology. **Anlin** Aluma-Force heavy-duty screen frame is made to last with thick walls of extruded aluminum and the built-in pull rail provides easy removal.
Note: Anlin Heavy-Duty Screen Frame standard in Anlin DM / Anlin DME and available as an upgrade in Anlin COR



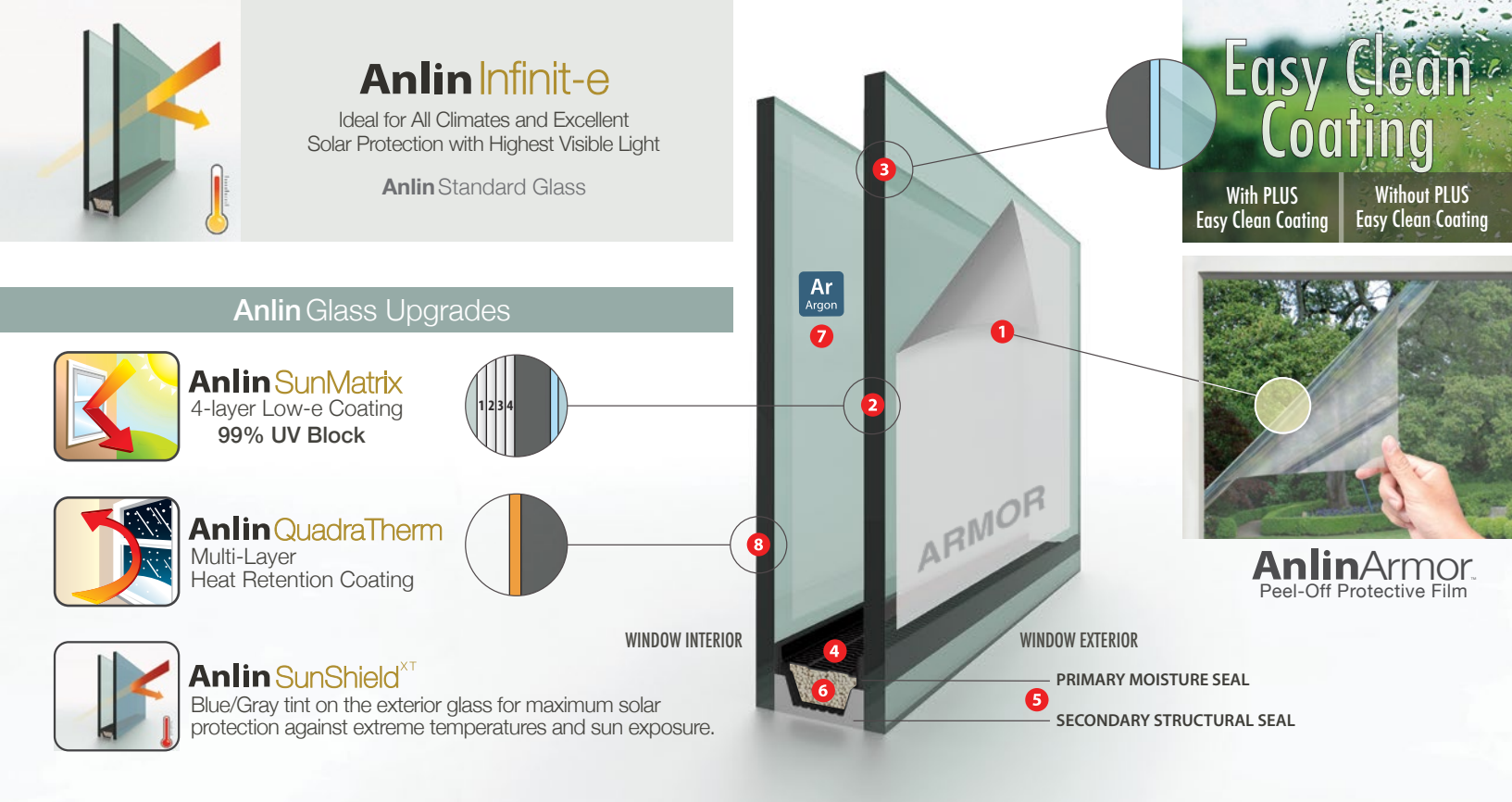
Anlin Sound Package

Anlin Sound Package reduces unwanted noise up to 50%. Varying thicknesses of glass reduce bounce and vibration and argon gas dampens transfer of sound waves. Don’t let outside noise keep you from enjoying your dream home. *Note: Anlin Sound Package standard in Anlin DM / Anlin DME and available as an upgrade in Anlin COR and Anlin MAL*



Anlin Security and Fiberglass Reinforcement

All lock hardware is securely attached to fiberglass reinforcement and a continuous interlocking rail prevents “jimmying” or access to the lock. All windows and doors pass the most stringent forced entry resistance test. **Anlin** Inner Core, rigid ultra-strong fiberglass-reinforced inserts provides superior insulation and strength.



Anlin High Performance Glass

- 1 Anlin Armor:** An easy peel-off protective film that keeps your windows in pristine condition throughout manufacturing, delivery, and installation.
- 2 Anlin SunMatrix:** 4 Layers of energy efficient Low-E coating that reflects and substantially reduces the amount of solar heat entering the home. *Optional Upgrade*
- 3 PLUS Easy Clean Coating:** An exterior coating that breaks down pollutants and dirt, keeping your windows clean longer.
- 4 Platinum Elite Spacer:** The most advanced, thermally efficient, commercial rated, low conductance warm edge spacer in the industry.
- 5 True Dual Seal:** A moisture vapor barrier (black), fused with a commercial rated structural silicone (gray), assures lifetime durability.
- 6 Moisture Stop:** An advanced silica drying agent that continuously extracts any moisture vapor from within the unit.
- 7 Argon Gas:** An invisible layer of insulation that slows the transfer of heat through the insulated glass. *Included*
- 8 QuadraTherm:** A heat retention coating that helps keep more warmth inside your home on cold days and nights. *Optional Upgrade*

Thermal Performance Numbers

Anlin DM Series Single Slider and Single Hung Windows

Glass Package	U-Factor	Solar Heat Gain Coefficient	
		SHGC	UV Block
Anlin Infinit-e with Argon Gas	0.26	0.22	95%
Anlin Infinit-e / QuadraTherm with Argon Gas	0.22	0.22	95%
Anlin SunMatrix with Argon Gas	0.26	0.17	99%
Anlin SunMatrix/ QuadraTherm with Argon Gas	0.22	0.17	99%
Anlin SunShield with Argon Gas	0.27	0.15	98%
Anlin SunShield/ QuadraTherm with Argon Gas	0.23	0.14	98%


Anlin MAL Sliding Doors with Standard 2 1/2" Rails

Glass Package	U-Factor	Solar Heat Gain Coefficient	
		SHGC	UV Block
Anlin Infinit-e with Argon Gas	0.28	0.21	95%
Anlin Infinit-e / QuadraTherm with Argon Gas	0.24	0.21	95%
Anlin SunMatrix with Argon Gas	0.29	0.17	99%
Anlin SunMatrix / QuadraTherm with Argon Gas	0.25	0.17	99%
Anlin SunShield with Argon Gas	0.29	0.14	98%
Anlin SunShield/ QuadraTherm with Argon Gas	0.25	0.14	98%

For additional Glass Packages and performance ratings for all Anlin products visit **Anlin.Com**

Anlin Window Types & Options

Anlin DM / DME Series



Single Slider



Single Hung




Picture



Geometric

Configurations | Combine Window Types to Your Preference



End Vent Slider




Single Hung / Picture / Single Hung



Picture Over Slider

Available in the **Anlin DM Series** & **Anlin DME Series** 2-7/8" Frame Depth

Anlin COR Series | Flexibility to Complete Your Perfect Home Window Plan



Double Slider



Double Hung



Casement

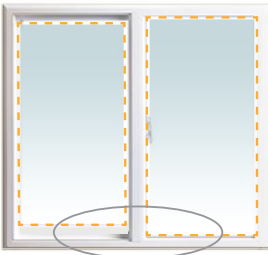


Awning

Superior Fresh-Air Ventilation Windows • Also Includes: Picture, Geometric, Bay, Bow, Garden

Available only in the **Anlin COR Series** 3-1/4" Frame Depth

Narrow Profile Frame | Maximum Glass Viewing Area



Block

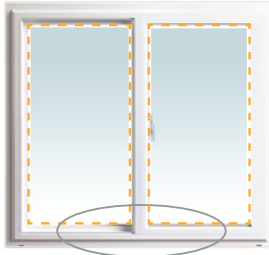
Flush Fin

Brickmould

Available in nail fin frame for new construction

Anlin DME Series

Traditional Profile Frame | Even Sighline Balanced Look



Block

Flush Fin

Brickmould

Available in nail fin frame for new construction

Anlin DM Series | Anlin COR Series

Frame Colors

Anlin XTRU Exterior and Interior Colors



White

Exterior & Interior



Adobe

Exterior & Interior



Tan

Exterior & Interior

Anlin ThermaCoat Optional Exterior Colors

Anlin ThermaCoat / Solar Reflective Coatings will not only enhance your home's look, it will also keep your house cooler, regardless of color.



Architectural Black



Architectural Bronze



Architectural Silver



Classic Gray



Espresso



Taupe



Red Pepper



Rose Wood



Desert Tan



Sandstone



Divine Wine



Forest Green

Colors shown are for comparison purposes only. For actual color, view vinyl samples provided by Dealer in natural daylight

Hardware

Pull-Tight Cam Lock



White



Adobe



Tan



Bronze



Brushed Nickel



Polished Brass

True Action Lock



This optional system automatically locks when the sash is closed.

Available in White, Adobe, Tan, Bronze, Brushed Nickel, and Polished Brass

Sash Dead Bolt



Optional solid 1/4" stainless steel sash dead bolt provides added security.

Available only on sliding windows

Obscure Glass and Patterns


Obscure Glass Optional




Standard Obscure



Etch Matte



Glue Chip



Rain



Delta Frost



Reed



Flemish

Grids

Grid Styles Optional



5/8" Flat



5/8" Sculptured



1" Sculptured

Grid Patterns Optional



Colonial



Perimeter



Queen Anne

Premium Glass Features & Upgrades



Anlin SR50 Sound Reduction Glass *Standard Del Mar Feature* The Smart Choice to Block Out Unwanted Noise

Anlin SR50 Sound Reduction Glass is included with all **Anlin Del Mar** windows. This sound suppression technology reduces outside noise by up to **50%** compared to standard dual pane windows.



Anlin First Guard Laminated Security Glass *Optional Upgrade* Peace of Mind is Knowing You'll Have Added Break-In Protection

Anlin First Guard Laminated Security Glass meets rigorous industry codes, including the American Society of Testing Materials standard for preventing forced entry **ASTM F1233**.



Anlin 4X Tempered Safety Glass *Optional Upgrade* You'll Rest Easy with Added Glass Strength and Safety

Anlin 4X Tempered Safety Glass is up to **Four Times Stronger** than standard glass. If tempered glass breaks, its small pieces are considered a break-safe pattern. **Anlin 4X** Tempered Safety Glass meets safety codes, such as **ANSI Z97.1-2015** and **CPSC 16CFR 1201 Category II**.



Sliding Patio Door
Features & Options


Two heavy-duty hooks move outward to engage the keeper, which securely locks the door at the jamb.

Satin Nickel handle shown in photo.
(Optional Upgrade)

Anlin QuadraGlide™ rollers are made with sealed, precision bearings for a lifetime of trouble-free operation. Stainless steel option shown.



Precision Sealed Bearings



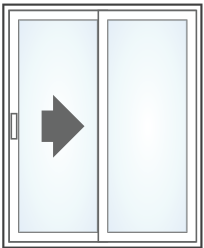
Door rollers glide over a durable, one-piece stainless steel track with effortless operation for a lifetime.

Anlin Aluma-Force™ patio screen frame is made to last with thick walls of extruded aluminum and built with a flush-mounted handle and self-latching hardware.




Optional solid 3/8" stainless steel dead bolt provides added security on sliding patio doors.

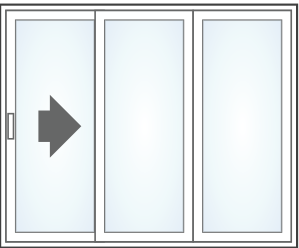
Sample Configurations
As viewed from the outside



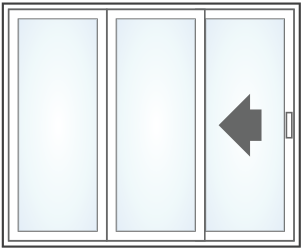
XO
Sliding / Fixed




OX
Fixed / Sliding



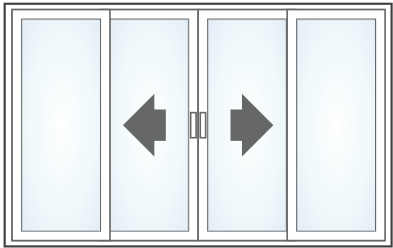
XOO
Sliding / Fixed / Fixed



OOX
Fixed / Fixed / Sliding



OXO
Fixed / Sliding / Fixed



OXXO
Fixed / Sliding / Sliding / Fixed

Rail Styles



Standard Style
2-1/2" Rail



French Style
4-1/2" Rail

Frame Types



Block



Flush Fin



Brickmould

Available in nail fin frame for new construction

Sliding Door Handles

Traditional



White
Standard



Adobe
Standard



Tan
Standard



Bronze
Upgrade



Satin Nickel
Upgrade



Polished Brass
Upgrade

Contemporary



White
Standard



Adobe
Standard



Tan
Standard



Bronze
Upgrade



Satin Nickel
Upgrade



Polished Brass
Upgrade

Sliding patio doors are available with the same frame colors, grid styles, and grid patterns as windows.

Anlin MAL Swinging French Doors

Anlin Malibu swinging doors enhance your home's style with a variety of configurations and options.



Swinging French Door
Features & Options

Three-Point
Locking System

The keyed lock activates three solid metal posts, one each at the top, middle and bottom of door, while a dead bolt adds yet another level of security.



Pets that can get out to exercise tend to be healthier and happier.

Anlin MAL sliding doors and swinging French doors can be made with an in-glass pet door built right into the glass. With the slim design of the **Anlin** Pet Doors, sliding doors can be opened fully even when the pet door's closure panel is inserted and latched. **Anlin** Pet Doors are available in four sizes so you can choose the size just right for your pet. You will love the look and the freedom it gives you and your pets.

Sample Configurations

As viewed from the outside.



Available in heights from 6' to 8' and can be in-swing or out-swing as an option.


Operable Sidelights



Available as in-swing only and include screens on the outside.



Frame Types



Available in nail fin frame for new construction

Swinging French doors are available with the same frame colors, grid styles, and grid patterns as windows

Door Handles

Traditional



Contemporary



Pet Door Size Chart

Pet Door Size	Pet Weight	Opening Width	Opening Height	Sample Breed
Small	up to 15 lbs	5-1/4"	8-1/8"	Cats, Chihuahuas, Pomeranians, Papillons, Yorkies, Maltese, and Japanese Chins
Medium	up to 40 lbs	8-1/4"	12-1/4"	Poodles, Corgis, Dachshunds, Beagles, Pekingese, Shelties, Schnauzers, Cocker Spaniels, and most Terriers
Large	up to 100 lbs	10-1/4"	16-1/4"	Labradors, German Shepherds, Golden Retrievers, Boxers, Collies, Setters, Bulldogs, Pointers, and Dobermans
X-Large	up to 200 lbs	13-3/4"	23-3/4"	Great Danes, St. Bernards, Rottweilers, Old English Sheepdogs, Newfoundlands, Irish Wolfhounds, and Great Pyrenees



Envy of the Industry
First in Customer Satisfaction
Five Star Consumer Rating
Double Lifetime Warranty



★★★★★
FiveStar Reviews

Kerri N. ★★★★★

"We have had Anlin replacement windows for 10+ years and have been very happy with them. We recently had to call for service because our window would not stay open. **Customer service was very polite and efficient**, scheduling a service appointment right away. The service technician, Art, came over exactly on time and within 20 minutes had the window fixed."

Tina B. ★★★★★

"**This is a great company!!!** I'm so impressed with their quick response time and punctual service! Ryan was the tech who did our repairs. He was very knowledgeable and helpful! Ryan worked carefully and cleaned up after himself! He was friendly and had such a positive attitude; really went above and beyond in the work that he did! Thank you!"

Lisa T. ★★★★★

"Anlin Windows did an Amazing Job! **They really stand by their windows.** I had Anlin windows installed over 15 years ago. Just recently had some trouble with my slider and bathroom window. I was so impressed with their quick response in getting my repairs complete and how punctual they were on their arrival time."

Beth B. ★★★★★

"13 years ago, I bought a house with Anlin windows. Recently we started to have troubles with our slider. Sean and Ryan both offered quality service that is so rare to find these days. **My windows look great after over 13 years, and the customer service is wonderful.** I would highly recommend this company to all my friends."



Double Lifetime Warranty

Anlin Windows and Doors are backed by the best warranty and consumer services in the industry. Accidental glass breakage, parts, labor and even shipping to make covered repairs will be free of charge to you. **Anlin** Lifetime Warranty coverage is also transferable to the next subsequent owner if you sell your home.

 **Anlin** Love for the Home

Visit **Anlin**.Com | For Information on Proper Care, Maintenance and Warranty Coverage.

