



FROM BLIND DRIVING TO BREAKTHROUGHS:

How Foresight Prevented \$100M in Delays and Cut Reporting Overhead by 90% for a Global Data Center Portfolio

DR. ATIF ANSAR

Foresight - Executive Chairman & Co-Founder
University of Oxford – Sustainable Megaprojects

www.foresight.works

From Chaos to Control In 3 Weeks

Do you have multiple data center projects under your watch? Whether you're a CEO, Head of Construction, or Project Controls Director, you want to ensure every project stays on track. Fragmented tools and outdated processes can derail success.

A Real-World Example

A leading data center developer managing 15 global projects relied on quarterly business reviews (QBRs) between executives and project teams.

The Problem:



QBRs were frequently canceled because reports weren't ready in time.



Reporting formats lacked consistency and relied on outdated data that was often up to three months old.



A stretched Portfolio Management Office (PMO) with **30+ FTEs** spent **40% of their time** responding to ad hoc executive inquiries.



A lack of objective portfolio visibility led to significant optimism bias, with one project believed to be ahead ultimately tracking **245 days behind schedule**.

The Challenges

The data center industry is growing at an unprecedented pace, yet governance is lagging behind.

Most organizations still rely on fragmented tools and outdated processes—and the challenges are staggering:



Time Overruns

9 out of 10

data center projects miss their deadlines



Unpredictability

16-month builds stretch to **26–30** months, adding millions in unforeseen costs



Lost Revenues & SLA Penalties

Lost revenue of

\$10M

 per project per month

of delay for a typical 64MW data center. SLA penalties reach up to \$1M per week. Delays damage developer and customer relationships.

From Chaos to Control In 3 Weeks

The Head of Construction, with support from the CTO, COO

Project Controls, and Project Directors, rolled out Foresight's AI powered portfolio assurance reporting in just three weeks—and the impact was transformational. Initially skeptical about adopting AI-driven reporting, executives quickly recognized its value as Foresight and the customer's teams turned fragmented data into real-time insights that leadership could act on.

The Solution:

Unlike traditional scheduling tools with static, optimistic reporting, Foresight delivers AI-driven insights with speed, ease, and accuracy—surfacing risks before they escalate and unlocking optimization opportunities.



Unified Data

Primavera P6 & Microsoft Project data consolidated across the entire portfolio.



More Frequent & Effective Reviews

QBRs were reinstated and transformed into monthly executive reviews and weekly project-level reviews—fostering accountability and cross-project learning.



Cost & Time Savings

QBR costs dropped from

\$2M annually to **\$200K**

reducing reporting overhead by **90%** through AI automation.



Better Risk Management

From reactive firefighting to proactive decision-making—teams shifted from debating data accuracy to tackling real bottlenecks (like missed on-site deliveries) and schedule acceleration.





Immediate Benefit



90%

Reduction in overhead costs

Through Foresight's AI, the client reduced reporting overhead from **\$2M annually to \$200K.**

Wider Benefits



Reduced Delays

20%

delay reduction preventing over **\$100M** of lost revenue by the customer's internal estimates.



Increased Certainty

AI-driven insights identified early warning indicators of project delays before they escalated, enabling teams to take proactive action, improve customer communications, and strengthen stakeholder confidence.



Reduced Workforce Burnout & Higher Retention

Project teams experienced less stress from ad-hoc reporting requests. Spent more time on value-adding activities rather than repetitive administrative work.

The Solution: How It Works

Input Supports Multiple File Types:

✓ P6.xer

✓ MS-Project .mpp

✓ MS-Excel.xlsx

and many more...

Output:

✓ Instant configurable reports

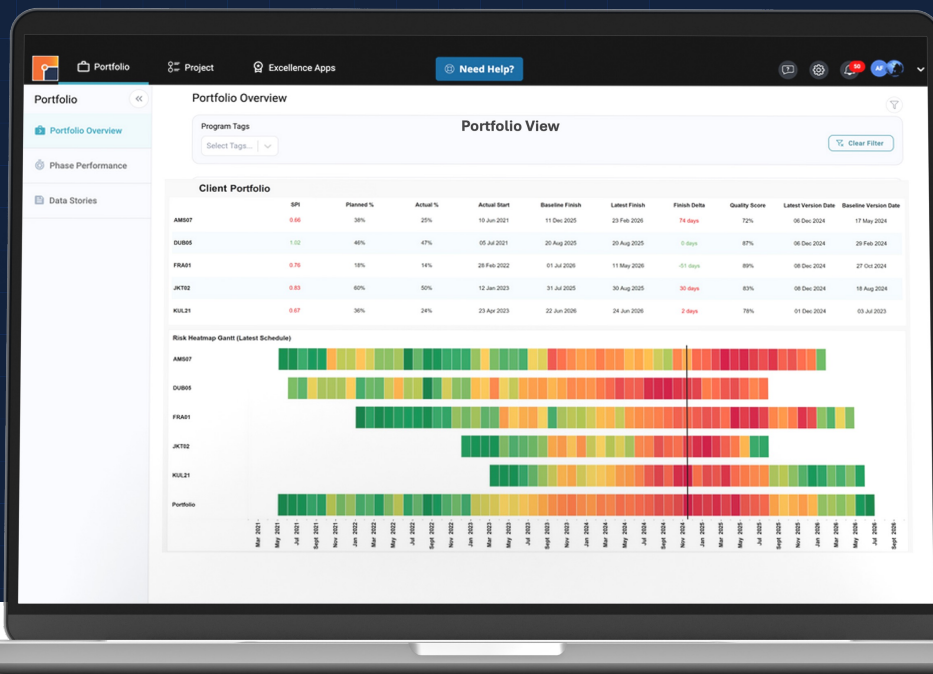
✓ Debaised accurate information

✓ Advanced analytics




Portfolio View

The Portfolio view brings together all your projects into one dashboard, providing a "control tower" for monitoring project progress and mitigating risks.

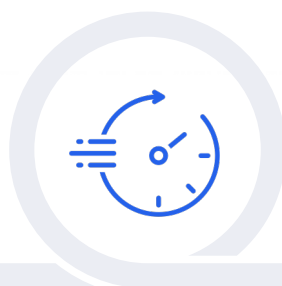


Process



Unintrusive:

No extra data entry or migration required—works with your existing data, e.g. P6 or MS-Project



Quick Setup:

One session to configure reports & AI-generated recommendations (guided by our team)

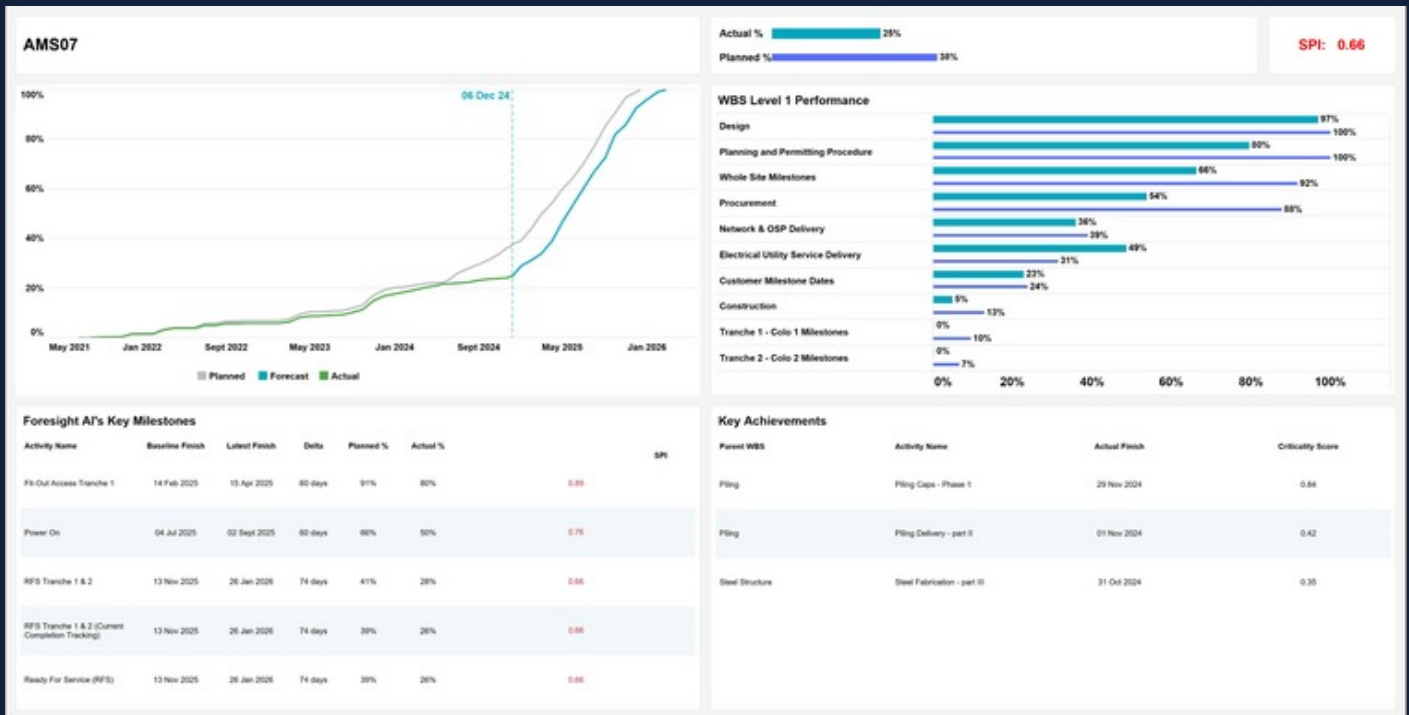


On-demand training

for new workflows or advanced analytics

Project Level Insights

From the Portfolio view, users can focus on any single project, viewing all critical metrics, s-curves, key achievements, bottlenecks, and more.



Milestone Tracking

Projects are also broken down by milestone, providing greater control and awareness over the activities leading to important milestones.





"

We were driving our portfolio blind—Foresight was a turning point, giving us the clarity and control we needed to see the road ahead with confidence.

Chief Technology Officer

"

"

Foresight instantly transformed our project oversight—no extra data entry, no disruptions, just powerful insights that helped us cut delays and optimize execution across our entire portfolio."

Senior Project Controls Manager

"

Bring Your Whole Team **Into the Conversation**

Curious about how Foresight can **transform your portfolio** oversight?
Learn more or **schedule a demo today**.

sales@foresight.works

<https://www.foresight.works/schedule>