


CREATING SHARED COMMITMENT

Worksheet Packet



**LIKE BUMBLEBEES, OUR STRENGTH
LIES IN DIVERSE CROSS-POLLINATION
AND UNIFIED PURPOSE**



**CONNECTING PEOPLE THROUGH
SHARED STEWARDSHIP.**

RELATIONSHIP BUILDING

Creating Shared Commitment Worksheet 1

Organizing is based on relationships and creating mutual commitments to work together. Centering ecological restoration organizing around **local voices and knowledge** helps ensure the effort is rooted in **real-world context, cultural relevance, and long-term community stewardship**. Relationship building goes far beyond delivering a message, extracting a contribution, or soliciting a vote. Relationships built as a result of **one-on-one meetings** create the foundation of local campaign teams, and they are rooted in commitments people make to each other, not simply commitment to an idea, task, or issue.

This sheet can serve as a reference in preparation for one-on-one meetings with members of your community. You can share your story and learn about their story. Avoid talking about issues like justice in an abstract and detached way—get to the lived experience of why you care about the specifics that you want to do something about.

Story & Values:

- What's your family story?
- What in your life brought you here today?

Hope:

- What motivates you to act to organize others?
- What's your vision of how things could be different if we work together?

Challenges & Interests:



- What do you want to do now?
- What challenges in the community are you most interested in tackling?
- Are you working on any now? (more personal challenges)
- What keeps you from action?
- What do you fear?
- What would you want to learn?

Leadership Resources:

- What skills do you have that you might contribute to our work?
- What of your resources have been useful in past work/projects?
- How do you lead others already in your life?
- What would you be willing to bring to this movement?

Future Plans:

- When will we meet again to take action and to keep building this relationship?




Creating Shared Commitment Worksheet 2 (Page 1 of 2)

Multiple copies of this worksheet can be made to distribute to the members of your team so that you can go through this exercise together. Durations are just suggestions to consider.

As individuals, clarify your own thinking about what the purpose of your team could be as you work on a campaign together:

What? (Briefly describe your team's unique reason for coming together)	Who? (Briefly describe your constituency's characteristics)	How? (List the specific activities that your team would undertake)
Our team's shared purpose is to...	The constituency we organize is...	We will achieve our shared purpose by...

Continue Step 1 on the next page...



STORY OF SHARED STEWARDSHIP

Creating Shared Commitment Worksheet 2 (Page 2 of 2)

Step 1: Individual Work (Continued):

Next, take a few moments to write one sentence that you think best describes your team's purpose, its constituency, and its activities. Consider using the following sentence structure:

Our shared purpose is to organize [who (*constituency*)] to
steward toward [what (*strategic*) goal] by [how (*theory of change*)]
to achieve [what (*overarching change*)].

Our team's shared purpose is to...

Step 2: Team Work (7 min.)

Next, each team member reads their sentence from Step 1 aloud. As a team, write down the key words from each member's sentence. Note specific words to which you respond, that spark your curiosity, or that give you energy. When everyone is done, as a team, circle the key words that seem to resonate most strongly with everyone.

Step 3: Individual Work (3 min.)

In light of what you learned from Step 2, write a new sentence that you think can articulate a shared purpose, using some of the key words and themes.

Our team's shared purpose is to...

Step 4: Team Work (5 min.)

Each team member will now read their sentence from Step 3 aloud. Then, choose or combine one sentence that can best articulate the shared sense of your team. You can write the final sentence below:

Our team's shared purpose is to...



FIELD GUIDE
FOR GROWING COMMUNITY POWER

