

HOLLYWOOD THEATRE

MAY 2026

TECHNICAL SPECIFICATIONS

Thank you for choosing Hollywood Theatre, we hope you have a great experience with us. To serve you more efficiently, please review the following technical information.

VENUE LAYOUT

- Hollywood Theatre standing concert floor diagram (594 capacity) below
- Hollywood Theatre seated concert floor diagram (300 seated capacity, 350 including standing room) below

STAGE DIMENSIONS

- STAGE WIDTH – 30 ft 10 in
- STAGE DEPTH – 17 ft
- STAGE HEIGHT (floor to deck) – 4 ft
- STAGE HEIGHT (deck to ceiling) – approx. 18 ft 8.5 in (ceiling slopes from downstage to upstage)
- STAGE FLOOR – Masonite, painted flat black (not sprung)

GREEN ROOM

- 196sq. ft. (19L x 10W)
- Includes: Stage View Monitor, Clearcom Speaker Station
- One (1) Washroom with sink, toilet, mirror, and shower

DRAPERY

- Main Drape & Valence – Rose Brand 20oz IFR Velour (“Plum” with Gold Stripe), Motorized, Controllable from Stage Right and Projection Booth
- Mid-stage Traveler – Rose Brand 13oz IFR Velour (Black). Manually operated from Stage Right
- Upstage Traveler – Rose Brand 13oz IFR Velour (Black). Manually operated from Stage Right.
- Banner/backdrop Pipe – Upstage of Traveler. Maximum visible backdrop size 20’ wide x 17’ tall
- Upstage Wall – Painted Drywall
- Side Stage Germans – Rose Brand 13oz IFR Velour

IMPORTANT NOTES

- Open flames, pyrotechnics, flash paper, flash pots, fireworks, cold-spark effects, and oil-based smoke machines are strictly prohibited anywhere in the building.
- Glitter, confetti, helium balloons, streamers, and similar materials are not permitted in the theatre.
- A cleaning fee ranging from \$350 to \$3,000 will be applied if any prohibited materials or excessive mess require additional custodial labour. The fee will be determined by the venue based on cleanup requirements.
- Atmospheric effects (including but not limited to cryo jets, CO₂ fog, smoke, and haze) must be approved in advance by venue management.
- With advanced notice, MOJO Barricades can be rented for front of stage.

SOUND SYSTEM

- FOH CONSOLE SYSTEM: Allen & Heath dLive S5000 with 48x24 stagebox
- BACKUP FOH CONSOLE SYSTEM: 1 Avid Venue Profile with 48x24 stagebox
- Additional CAT6A cable run from FOH booth to Stage
- Allen & Heath dLive IP6 Remote controller

D&B P.A SYSTEM

- The Main PA is in a Left/Right configuration, permanently flown downstage of the Proscenium on 1/2 Ton D8+ Chain Motors; there are 8 cabinets aside.
- 12 D&B V8 3-way loudspeakers, 4 D&B V12 3-way loudspeakers, 4 D&B J-Sub
- The subwoofers are located under the stage lip, 2x per side.
- FRONT FILL SPEAKERS: 2 D&B Y7P loudspeakers Front fill speakers are portable, can be on stands, or as stage lip fills as needed.
- REAR FILL SPEAKERS: 2 D&B V10P 3-way loudspeaker Rear fill speakers are permanently hung from the Balcony Rail

MONITOR SYSTEM

- MONITOR CONSOLE: 1 Avid Profile
- 8 D&B M4 15" monitor loudspeakers
- 1 D&B Bi6 Subwoofer monitor
- There are 24 monitor mixes available onstage

MICROPHONE PACKAGE

- 8 x Shure SM58
- 2 x Shure Beta 52A Microphone
- 1 x Shure Beta 91 Microphone
- 4 x Sennheiser E609 Microphone
- 6 x Sennheiser 604 Microphone
- 5 x Shure SM57 Microphone
- 6 x Shure SM81 Microphone
- 2 x Sennheiser 421 Microphone
- 7 x Radial JDI Passive DI
- 1 x Radial JPC Stereo Active DI Box
- 2 x Radial Pro D2 Stereo JDI
- 20 x K&M Tall tripod stand with telescopic boom
- 20 x K&M Short tripod stand with telescopic boom
- 4 x Round Base Tall Mic stands
- 1 x Shure ULXD Dual Channel Wireless Receiver
- 2 x Shure Beta 58A Wireless Handheld Transmitter

AUDIO CABLE PACKAGE

- 1 x 50 Channel Isolated Mic Split
- Mic split is located downstage left.
- 3 x 12 Channel 50' Subsnake
- 3 x 12 Channel 75' Subsnake
- 20 x 15' XLR Mic Cable
- 50 x 25' XLR Mic Cable
- 10 x 50' XLR Mic Cable

DJ BACKLINE PACKAGE

- MIXER: DJM-900NXS2
- 2 CDJ3000's
- 2 Technics 1210 Turntables
- 6 ft. Z-style portable DJ table.
- QSC K10.2 Powered DJ monitor

RISERS

- 2 STEELDECK 4' X 8' risers with 1' and 2' removable legs. Combined to create one 8' x 8' drum riser.
- 2 additional STEELDECK risers available in-house as well (however we rarely use more than two on stage at a time due to stage size)

LIGHTING SYSTEM

Hollywood Theatre Lighting Plot and Patch Sheet below

MAIN LIGHTING CONSOLE:

- GrandMA 3 Compact w/ Extra 24" Touchscreen Monitor – Currently Running MA2 Software.

NETWORK/POWER/HOUSELIGHT CONTROL:

- ETCnet3 (sACN) DMX Output Nodes at all positions. DMX Input Node available at FOH
- 32 Switched 120v 20a Edison Power Outlets, spread across hanging positions
- Our houselights are controlled from the House Lighting Console, or via a networked touchscreen at FOH.
- Worklights are controllable via networked touchscreen at FOH

MAIN LIGHTING FIXTURE HANG:

- 10 ETC Colorsource Spots
- 12 Elation Artiste DaVinci Moving Lights
- 8 Elation Fuze Wash Z120
- 4 American DJ Vizi BSW 300
- 2 Elation Protron 3k White Strobe Lights
- 2 Elation Cuepix WW4 Blinders
- 6 Elation Rayzor 360
- Movable Floor Package: 2 – 4 Elation Fuze Wash Z120

HANGING POSITIONS:

- 2 Onstage Lighting Pipes (17ft above the stage deck)
- 24-foot x 8-foot Apron Lighting Grid (Motorized, WLL 1850lbs)
- FOH Lighting Pipe, Downhouse Tormentors Uphouse Tormentors and Balcony Rail

HAZER AND EFFECTS:

- 1 Look Solutions Unique 2.1 Hazer,
- 1 40" Mirror Ball – Motorized, Hung off of apron lighting grid,
- Misc Gobo Collection

ADDITIONAL NOTES:

- If the house stage plot is modified, it must be restored at the end of the event by the event producer.

STAGE POWER

- 100amp 3phase Camlok E1016 available Downstage Right. ETC Powersafe Compact 100A. Double Camlok Connections with interlocking safety doors. GROUND AND NEUTRAL FLIPPED
- We DO NOT have an in-house distro for our Camlok. Productions will need to supply their own distros

CLEARCOM

- 2 Channel (A/B) Clearcom MS702 BaseStation, Located in Projection Booth
- Patch ports available (Dual XLR 3): DSL, DSR, MON World, FOH, Projection Booth
- Green Room has a Wall mounted Speaker Unit
- Portable Gear: 4 Dual Ch. Belt packs, 3 Headsets, 2 Telephone Headsets, 2 Call Flashers

CINEMA SYSTEM

CINEMA PROJECTOR:

- Barco DP2K-10SLP – 2k Resolution, 10,000 Lumen, Laser Projector w/Barco Alchemy 1TB Server, Video Input Scaler.
- Our projector is compatible with DCP cinema video packages and has an HDMI input for auxiliary signals.

VIDEO DISTRIBUTION:

- HDMI via CAT5E distribution from FOH, Stage, or Projection Booth. Video encoders are capable of 1080p.

CINEMA SCREEN DIMENSIONS:

- 25ft wide x 13ft 6in tall
- Strong Nightview XL Motorized Projection Screen Remote controllable from the stage, or projection booth.

CINEMA SOUND SYSTEM:

- Processing – Dolby CP950 Digital Cinema Processor, Crown DSi Series Amplifiers
- Our system is configured for Dolby 7.1 Surround Sound.

CINEMA SOUND SYSTEM:

- Mains (Left, Centre Right) – C222HP (1 Per Channel, 3 Total) - The operating position is fixed behind the screen.
- Subwoofers – 2 JBL 4642A - Subwoofers are located under the stage lip
- Surrounds – JBL 9300 (10 Sides, 4 Rears)



LIVE at The Hollywood Production Technical infrastructure includes:

- D&B Live Concert line-array sound system
- D&B Live Concert monitor sound system
- A complete complement of industry standard mics, stands, cabling and all necessary concert production equipment
- A state-of-the-art Concert & Broadcast quality Lighting system
- Western Canada's first Barco Laser Projector (2k res/10k lumen) with Cinema switching infrastructure
- 25x18ft retractable cinema screen
- A separate Cinema 5.1 surround-sound system for film screenings

If you have any questions regarding The Hollywood Theatre's technical specifications, please feel free to contact us:

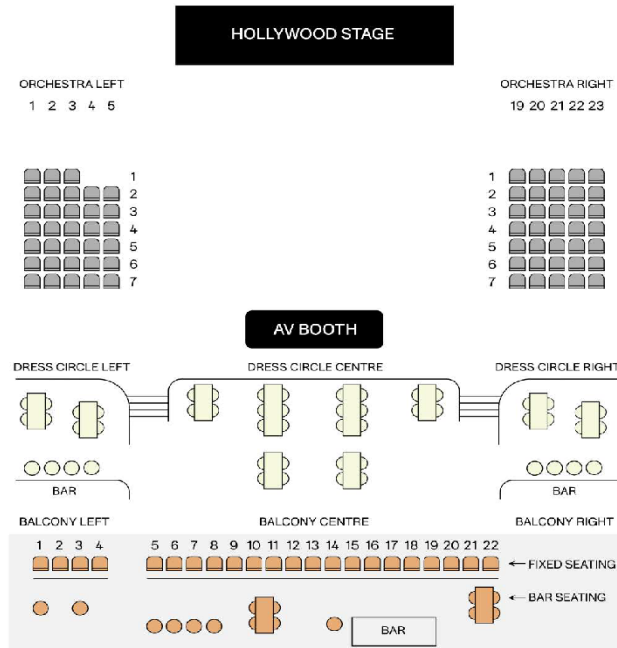
Robert Barrington III

Technical Director - The Hollywood Theatre

rob@hollywoodtheatre.ca - (778) 928 3723 - www.hollywoodtheatre.ca

Thank you

HOLLYWOOD THEATRE STANDING CONCERT FLOOR DIAGRAM (594 SEATED CAPACITY)



SEATING LEGEND

Lower Level Capacity:
68 Fixed Seats and Open Floor

Bar Level Capacity:
89 (Seating & Standing)

Balcony Level Capacity:
50 (Seating & Standing)

Total Capacity: 594
(Seating & Standing)

Total Seats: 159

90 Fixed Theatre Seats:
68 Lower Level Seats
22 Balcony Level Seats

25 High Top Tables
11 Low Top Tables

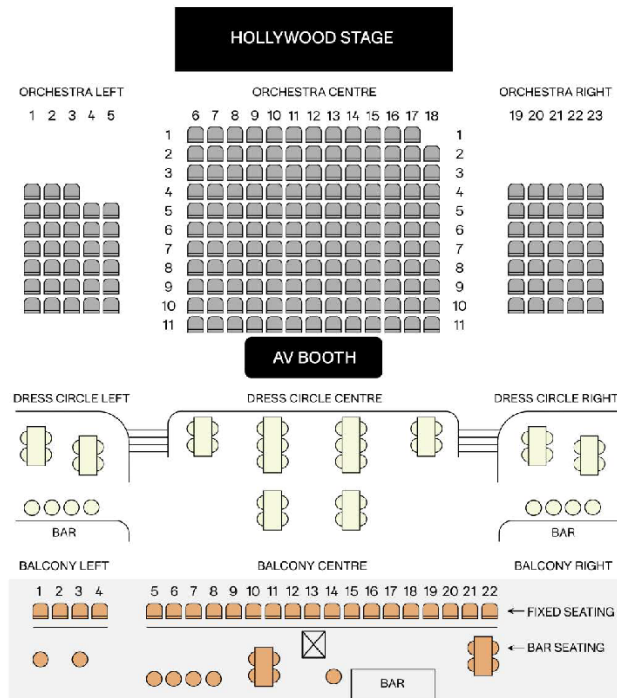
68 Bar Stools
(16 Bar Stools with back support
and 52 Bar Stools without backs)

Stools and Tables can be allocated between Bar Level and Balcony Level or cleared from the floor per request.

High Top tables and chairs cannot be allocated to the Orchestra Level.

- ORCHESTRA LEVEL
- BAR LEVEL
- BALCONY LEVEL
- BAR STOOL
- FIXED THEATRE SEAT

HOLLYWOOD THEATRE SEATED CONCERT FLOOR DIAGRAM (300 SEATED CAPACITY, 350 INCLUDING STANDING ROOM)



SEATING LEGEND

Lower Level Capacity:
210 Fixed Seats

Bar Level Capacity:
89 (Seating & Standing)

Balcony Level Capacity:
50 (Seating & Standing)

Total Capacity: 350
(Seating & Standing)

Total Seats: 300

232 Fixed Theatre Seats:
210 Lower Level Seats
22 Balcony Level Seats

25 High Top Tables
11 Low Top Tables

68 Bar Stools
(16 Bar Stools with back support
and 52 Bar Stools without backs)

Stools and Tables can be allocated between Bar Level and Balcony Level or cleared from the floor per request.

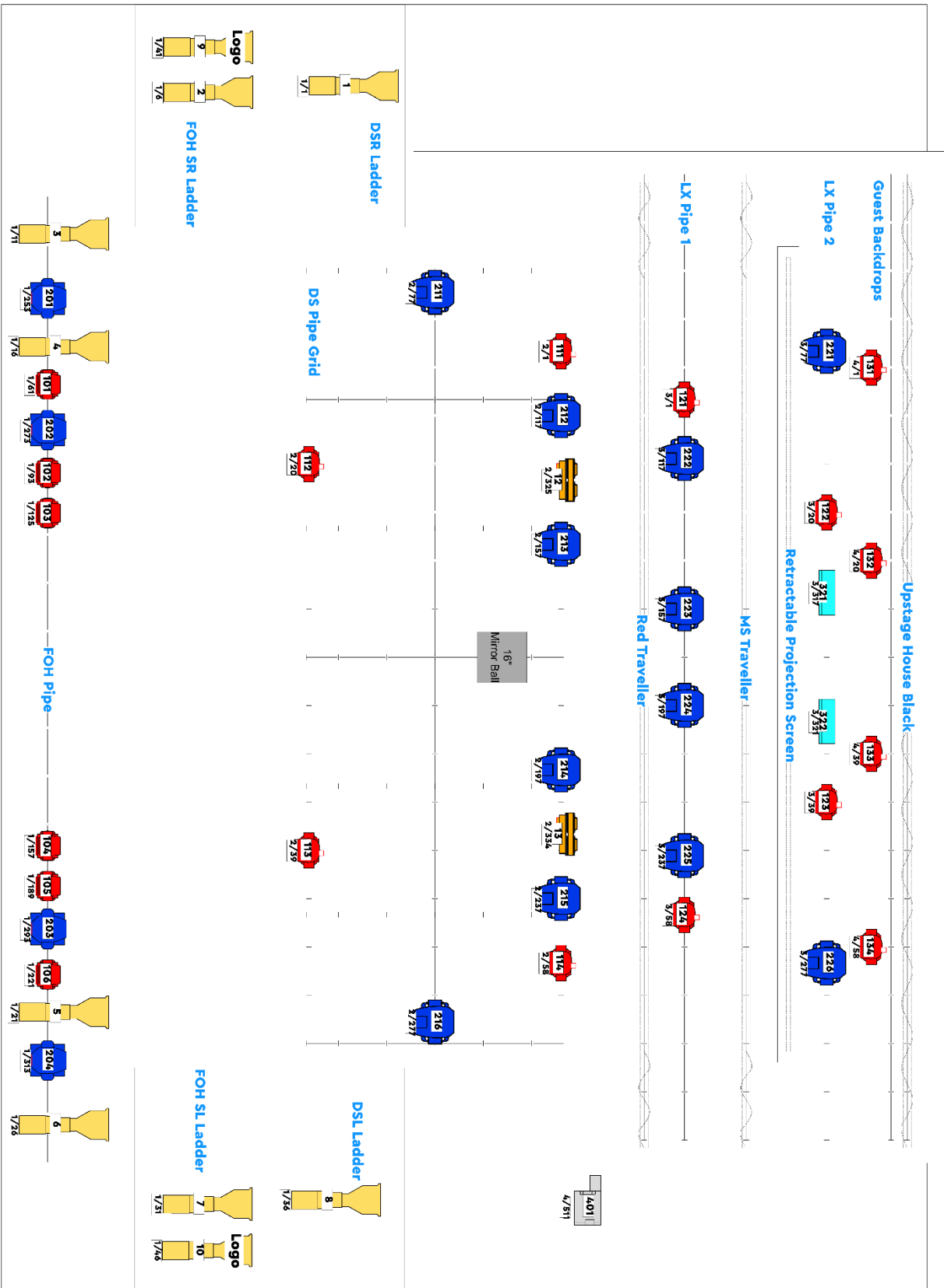
High Top tables and chairs cannot be allocated to the Orchestra Level.

- LOWER LEVEL
- BAR LEVEL
- BALCONY LEVEL
- BAR STOOL
- FIXED THEATRE SEAT
- PROJECTOR BLOCK OFF
Reserved Space if Projector In Use

HOLLYWOOD THEATRE 2025/2026 LIGHTING PATCH SHEET

Fixture	Universe	Address	Fixture Type	Mode	Position
1	1	1	ETC ColorSource Spot	5 Channel	DSR Ladder
2	1	6	ETC ColorSource Spot	5 Channel	FOH SR Ladder
3	1	11	ETC ColorSource Spot	5 Channel	FOH Pipe
4	1	16	ETC ColorSource Spot	5 Channel	FOH Pipe
5	1	21	ETC ColorSource Spot	5 Channel	FOH Pipe
6	1	26	ETC ColorSource Spot	5 Channel	FOH Pipe
7	1	31	ETC ColorSource Spot	5 Channel	FOH SL Ladder
8	1	36	ETC ColorSource Spot	5 Channel	DSL Ladder
9	1	41	ETC ColorSource Spot	5 Channel	Logo
10	1	46	ETC ColorSource Spot	5 Channel	Logo
101	1	61	Elation Rayzor 360Z	Extended	FOH Pipe
102	1	93	Elation Rayzor 360Z	Extended	FOH Pipe
103	1	125	Elation Rayzor 360Z	Extended	FOH Pipe
104	1	157	Elation Rayzor 360Z	Extended	FOH Pipe
105	1	189	Elation Rayzor 360Z	Extended	FOH Pipe
106	1	221	Elation Rayzor 360Z	Extended	FOH Pipe
201	1	253	American DJ Vizi BSW300	Mode 2	FOH Pipe
202	1	273	American DJ Vizi BSW300	Mode 2	FOH Pipe
203	1	293	American DJ Vizi BSW300	Mode 2	FOH Pipe
204	1	313	American DJ Vizi BSW300	Mode 2	FOH Pipe
111	2	1	Elation Fuze Wash Z120	19 Channel	DS Grid
112	2	20	Elation Fuze Wash Z120	19 Channel	DS Grid
113	2	39	Elation Fuze Wash Z120	19 Channel	DS Grid
114	2	58	Elation Fuze Wash Z120	19 Channel	DS Grid
211	2	77	Elation Artiste DaVinci	Extended	DS Grid
212	2	117	Elation Artiste DaVinci	Extended	DS Grid
213	2	157	Elation Artiste DaVinci	Extended	DS Grid
214	2	197	Elation Artiste DaVinci	Extended	DS Grid
215	2	237	Elation Artiste DaVinci	Extended	DS Grid
216	2	277	Elation Artiste DaVinci	Extended	DS Grid
11	2	325	Elation CueFix Blinder WW4	9 Channel	DS Grid
12	2	334	Elation CueFix Blinder WW4	9 Channel	DS Grid
121	3	1	Elation Fuze Wash Z120	19 Channel	US Grid
122	3	20	Elation Fuze Wash Z120	19 Channel	US Grid
123	3	39	Elation Fuze Wash Z120	19 Channel	US Grid
124	3	58	Elation Fuze Wash Z120	19 Channel	US Grid
Fixture	Universe	Address	Fixture Type	Mode	Position
221	3	77	Elation Artiste DaVinci	Extended	US Grid
222	3	117	Elation Artiste DaVinci	Extended	US Grid
223	3	157	Elation Artiste DaVinci	Extended	US Grid
224	3	197	Elation Artiste DaVinci	Extended	US Grid
225	3	237	Elation Artiste DaVinci	Extended	US Grid
226	3	277	Elation Artiste DaVinci	Extended	US Grid
321	3	317	Elation Protron 3K	4 Channel	US Grid
321	3	321	Elation Protron 3K	4 Channel	US Grid
131	4	1	Elation Fuze Wash Z120	19 Channel	Floor
132	4	20	Elation Fuze Wash Z120	19 Channel	Floor
133	4	39	Elation Fuze Wash Z120	19 Channel	Floor
134	4	58	Elation Fuze Wash Z120	19 Channel	Floor
401	4	511	Look Solutions Unique Hazer 2.1	2 Channel	SL
501	10	51	Architectural LED	RGBW 8bit	House L Bar
502	10	55	Architectural LED	RGBW 8bit	House L Bar
503	10	67	Architectural LED	RGBW 8bit	House L Bar
504	10	81	Architectural LED	RGBW 8bit	House R Bar
505	10	85	Architectural LED	RGBW 8bit	House R Bar
506	10	97	Architectural LED	RGBW 8bit	House R Bar
507	10	93	Architectural LED	RGBW 8bit	House R Bar
508	10	105	Architectural LED	RGBW 8bit	Balcony Bar
601	10	6	Worklight	RGBW 8bit	Downstage
602	10	12	Worklight	RGBW 8bit	FOH
603	10	30	Worklight	RGBW 8bit	Upstage

HOLLYWOOD THEATRE 2025/2026 LIGHTING PLOT



HOLLYWOOD
Theatre

Hollywood Theatre

Drawing Name:

2D/Plan

Element:

All Lights

View:

Top/Plan

Drawn By:

E. Duguese

Version:

Oct 2025

Date:

2025-10-23

Scale:

1:15

Revision Notes:

Fixture Summary

ETC	10
Chauvet	10
Elation	4
Rayzer 160Z	4
A00 V44 BSW	4
Elation Sma 12	12
Wahl 2180	12
Aurion	12
Avolites	12
Chmix	2
Brüder WVA	2
Program	2
Lock	2
Solutions	1
Unique 21	1

Robert Barrington
Technical Director
Rob@hollywoodtheatre.ca
416 709 928-929

www.hollywoodtheatre.ca