

BUTCHERY CUTS OF CHICKEN



Dickinson County Fair Market Poultry Record Book



Meat Birds or Turkeys

Please check age group of exhibitor: _____ Meat Birds _____ Turkeys

_____ JUVENILE (8 – 12 YEARS)

_____ JUNIOR (13 – 15 YEARS)

_____ SENIOR (16 – 19 YEARS)

Official Fair Age _____ (Fair age is the exhibitors age on December 31 of the current fair year)

Exhibitor Name: _____

Address: _____

City, State, Zip: _____

Birth Date: _____

Club Name: _____

Club Leader: _____

Cell Phone Number _____

JUDGING RESULTS
(OFFICE USE ONLY)

RIBBON AWARD: 1 2 3

Market Poultry Projects (Please check the project you intend to complete. One record book per project):

Cornish Game “Hens”: _____

Up to 2 lbs. dressed weight (usually less than 5 weeks of age)

Broiler/Fryers: _____

2 ½ lbs. or more dressed weight (usually 6-10 weeks of age)

Roasters: _____

5 lbs. or more (usually 7 -12 weeks of age)

Single Turkey _____

Leg Band Number(s): _____ Exhibitor I.D. # _____

(Leg bands and Exhibitor I.D. numbers issued on day of weigh in at the fair)

All Market Poultry Record Books are due by 12 Noon Thursday of the fair in the Fair Office.

The record book needs to be completed by the exhibitor.

PLEASE TYPE, PRINT OR WRITE CLEARLY.

Dickinson County Fair Market Poultry Rules:

(Please see the complete list of Poultry Dept. Rules in the Dickinson County Fair premium book)

- a. Each exhibit shall consist of a “pen” of two (2) birds of either sex of any meat breed. (Birds must be the same breed, age, and weight).
- b. Exhibitors may enter a single exhibit (pen) in **one** of the three Chicken Market Classes.
- c. Exhibitors may enter a single exhibit (pen) of **one** turkey.
- d. Pre-entry fee is \$2.00 per Poultry Market Class.
- e. Each bird in an entry will be weighed in during the hours of placement.
- f. Each bird in an entry will need to have a numbered leg band provided by the exhibitor or the fair .
- g. Each bird will be health checked and examined for external parasites. Any birds that fail the health test will be sent home.
- h. The Poultry Superintendent, judge and Poultry Auction Superintendents have the right to disqualify a bird or birds that are sick, and that entry will be sent home.
- i. Each exhibitor will be required to complete a Youth Poultry Market Record Book for one entry (pen) in the poultry market classes.
- j. Completed Record books must be turned into the fair office by 12 noon, Thursday of the fair.
- k. All Poultry Market exhibitors will be **required** to participate in poultry showmanship.
- l. Exhibitors must bring their own feed or use the feed provided by the fair.
- m. Exhibitors are required to provide feed pans & water containers for their birds and clean their pens daily.**
- n. Exhibitors in the Youth Poultry Market Class will be allowed to sell their birds in the Small Animal Market Auction starting at 3:00 P.M. on the Saturday of the fair.
- o. Exhibitors wishing to learn more about raising meat breed chickens can access the “Broiler Project” pdf guide at:



<https://www.lsuagcenter.com/articles/connected/the-broiler-project>



Exhibitors will find the M.S.U. 4-H Poultry Fitting & Showmanship Member’s Guide pdf at:

https://www.canr.msu.edu/uploads/236/66874/4H1520_4-HPoultryFSMG.pdf

Please sign below to verify you have read and understand the above rules. Also note that any extra rules or rule changes will be provided to the exhibitor at the fair during check in. **I understand that this is a completed Youth Poultry Market Record Book as required.**

Youth Signature: _____

Parent/Guardian Signature: _____ D.C.F. Poultry Record Book **2**.

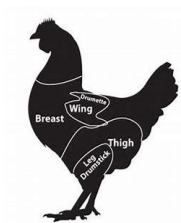
Market Poultry Project Photos

Be Creative! The more photographs the better! Your pictures should show the growth of your project from start to finish. Each picture needs to have a date, caption and be in chronological order. You may use additional pages.



Poultry Project Goals (at start of your project)

State at least three goals at the beginning of your project. Explain what you would like to learn.



1. _____

2. _____

3. _____

Poultry Project Accomplishments (When project book is due)



What were the three most important things you learned this year about your Market Poultry Project?

What goals have you accomplished? If you have not accomplished one or more of your goals, please explain.

What have you learned? Describe your experiences this year. (Attach an additional page if needed.)

1. _____

2. _____

3. _____




Day-Old Meat Breed Chicks or Turkey Poult Started

Date	Breed	Number Started	Number Raised
	TOTAL		

Did you buy straight run or pullet chicks? _____

Feed Records



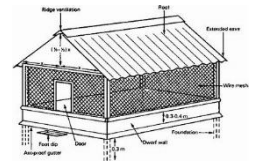
Keeping good feed records is important. Good records show your expenses for feed and what kind of feed you use for your project. A good practice is to enter your feed expenses when you buy the feed. At the end of each month, total each kind of feed used and its cost and record the information below. Home-raised feeds should be valued at market prices (what it can be sold for) Additional pages can be used.

Date of Purchase	Amount of feed purchased (lbs.)	Type of feed	Cost or Value
	Total Pounds:	Total Feed Cost	\$

All Expenses Other Than Feed

(Equipment, Medications, Vet Expenses, etc.)

Enter here a record of all cash expenses for your poultry project. Record the date, the material and quantity as well as the cost. Also enter all non-cash expenses at their estimated value. (You may add extra sheets if necessary)



Date	Item or Material	Quantity	Cost or Value

TOTAL \$ _____

Poultry Market Weight Records



Please record the weights of each bird (in your pen of two) or your turkey in the tables below. Use additional sheets if necessary.

First Chicken of Pen of two birds- Date of Hatch: _____

Age of 1 st Chicken	Date of Weighing	Weight of 1 st Bird	Weight Gain of 1 st Bird


Second Chicken of Pen of two birds - Date of Hatch: _____

Age of 2 nd Bird	Date of Weighing	Weight of 2 nd Bird	Weight Gain of 2 nd Bird

Single Turkey - Date of Hatch: _____

Age of Turkey	Date of Weighing	Weight Turkey	Weight Gain of Turkey

Poultry Project Expense Record



All expenses reflected here occurred from:

Start date of project: _____

End date of project: _____

Total Cost of Meat Breed Chicks: \$ _____

Total Cost Feed for Project: \$ _____

Total amount of feed fed to birds or turkey during project: _____ lbs.

Cost of all supplies other than feed: \$ _____

Cost of Poultry Equipment Used: \$ _____

Vet care or general health expenses: \$ _____

Mortality of chicks during project (Expense Loss): -\$ _____

Other Costs (Please specify): \$ _____

A. TOTAL POULTRY PROJECT EXPENSES: \$ _____

EXPECTED PROJECT INCOME: How much you expect to sell your pen of birds or turkey for at Dickinson County Fair Auction: \$ _____

Formula to calculate your Breakeven price:

$$\begin{array}{l} \$ \text{ _____ } \div \text{ _____ } = \$ \text{ _____ } \\ \text{Total Poultry} \quad \text{Pen of (2) birds' or turkey} \quad \text{Breakeven price for pen of birds or} \\ \text{Project Expenses} \quad \text{final weight (weighed at} \quad \text{turkey needed to cover expenses.} \\ \text{(Line A.)} \quad \text{fair)} \end{array}$$



Your Poultry Project Story



Tell your poultry project story through your own words. It should cover why you selected the breed of birds and where you purchased your chicks/birds. You should also describe your daily care and feeding routine. It should also list any problems, if any, you had with your project. For example, if there is a drop in weight because your birds stopped eating. Explain what you did to get your birds well. **The project story should be a summary of what you have learned from your market poultry experience. It might include interesting experiences, challenges, successes, and learning about the project overall. (Additional pages may be added)**

General Poultry Management

Briefly Explain:

- 1. What are the major external parasites “bugs” that all poultry can have and how do you check for them?**

- 2. What are basic signs of good health in chickens or turkeys?**

PAGE	D.C.F. Market Poultry Judging Rubric	Possible Points	YOUR POINTS
1 - 2	Cover Sheet & Fair Rules	5	
	All information is neat and complete		
3	Project Photos	5	
	Includes photographs of project animal(s) Captions included with pictures		
4	Project Goals & Accomplishments	10	
	All information is neat and complete		
5	Starting Meat Chicks Table	10	
	All information is neat and complete		
5	Feed Records	10	
	All information is neat and complete		
6	All Expenses Other Than Feed	5	
	All information is neat and complete		
7	Poultry Market Weight Records	15	
	All information is neat and complete		
8	Poultry Project Expense Record	15	
	All information is neat & complete for class		
9	Project Story	15	
	Story written		
9	General Poultry Management Questions	10	
	All questions answered		
	TOTAL POINTS 1ST: 100 – 80; 2ND : 79 – 60; 3RD : 59 - 30	100	



JUDGES COMMENTS