

Rajomon Wholesale Diversified Funds

Growth

At Rajomon we believe your investments should support a future where your health and wealth grow hand in hand. We're not just investors; we're partners committed to fostering a thriving society.

Investment profile – as at 30 June 2024

| | | 3 months | 6 months | 12 months | Inception pa |
|-------------|-------------------------|----------|----------|-----------|--------------|
| Growth Fund | Investment return | -0.70% | 7.33% | 15.89% | 11.36% |
| | After fees and expenses | -0.89% | 6.95% | 15.12% | 10.60% |
| | Benchmark | -1.11% * | 6.71% * | 13.55% * | 9.76% * |

* Benchmark returns represent neutral asset class applied against applicable market indices – refer to product information memorandum for further information.

Inception date was 31 July 2022.

performance represents neutral asset class applied to sector returns over the period stated.

Past performance is not an indicator of future performance for these Rajomon Funds

Investment Objective

Growth – CPI + 3½%; after fees but before tax, over rolling 3-year periods comprising both income and capital growth. To outperform the composite benchmark consistently over the life of the product.


Investment Strategy

The Funds invest across both growth and defensive asset classes according to the asset ranges and neutral positions set down in the table below constituting each fund's unique risk profile. The investment manager invests under the premise that specialist managers consistently underperform their benchmarks and that most performance alpha is derived from asset allocation. Using a top-down investment approach the investment manager makes Strategic and Tactical Asset Allocation decisions to position the portfolio for prevailing market conditions. The portfolio will also use exposure to alternative asset classes (with a health, technology and innovation bias) as well as having access to Rajomon's unique health-focused property projects to add-value to the portfolio returns.

Asset Allocation Ranges and Neutral Positions

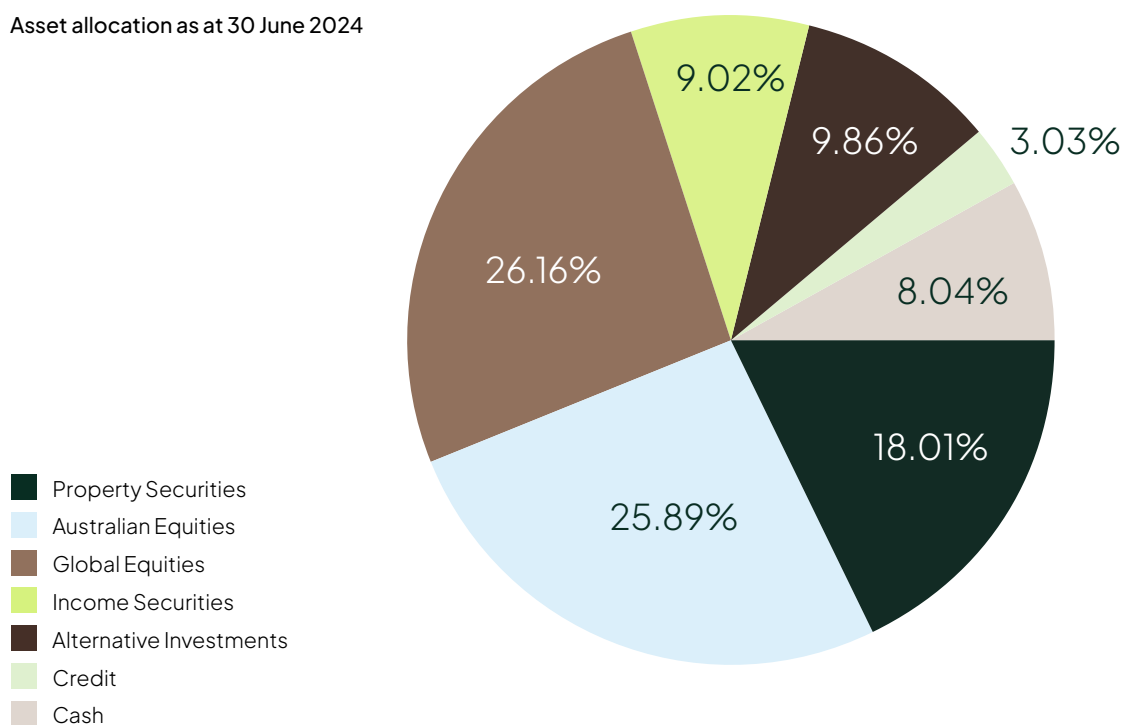
| Growth Fund | | |
|-------------------------|----------------|------------------|
| Asset Class | Exposure Range | Neutral Position |
| Property | 0% – 30% | 20% |
| Australian equities | 20% – 40% | 30% |
| Global equities | 20% – 40% | 30% |
| Income securities | 0% – 15% | 7% |
| Alternative investments | 5% to 25% | 10% |
| Cash | 0% to 50% | 3% |
| | | 100% |

| Growth | |
|--------------------------------|---------------------|
| Investment Category | High Growth |
| Suggested investment timeframe | 3 – 7 years |
| Distribution policy | 6 monthly (Jun/Dec) |



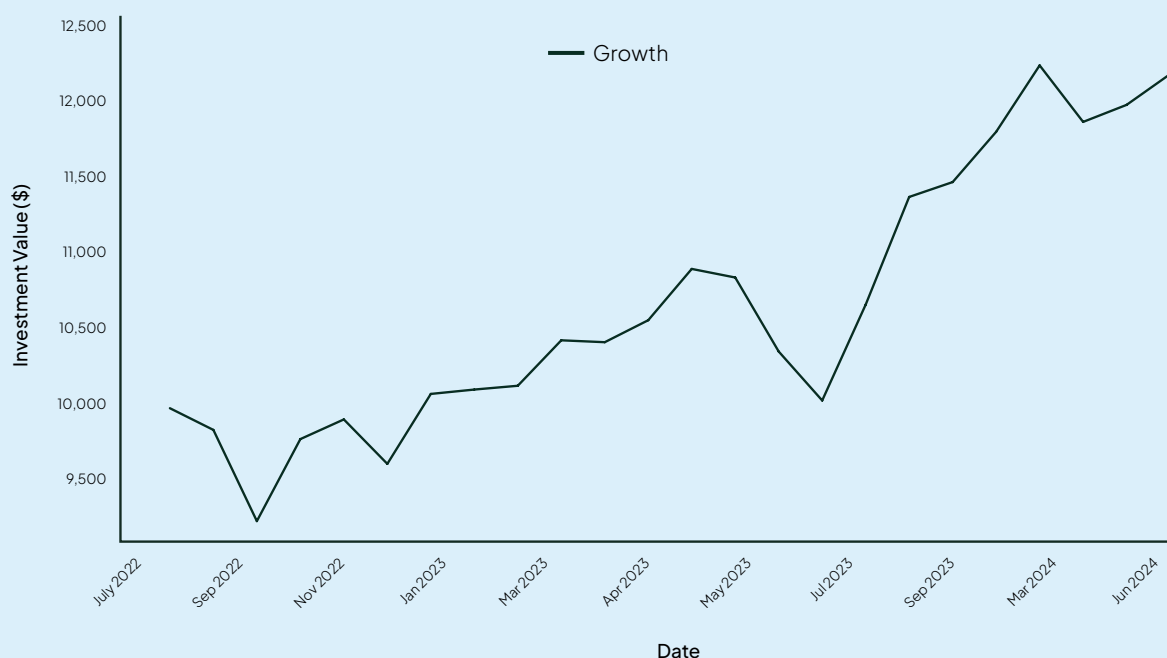
Asset Allocation

Asset allocation as at 30 June 2024



Investment Returns

Value of \$10,000 invested since inception



Contact Details

Rajomon Wholesale Growth Fund

Please contact the Investor Services Team

Email: investor@rajomon.com.au

Rajomon Asset Management

Web: rajomon.com.au

Email: info@rajomon.com

Authorised representative of AFSL 465579