



THE ANTARES 11 COUPE





THE ANTARES 11 COUPE


The Antares 11 Coupé is the flagship of Beneteau's Antares line, blending contemporary design with impressive functionality for long-distance coastal cruising. At over 36 feet, it offers generous proportions and a layout that maximizes comfort, safety, and style. Its sporty silhouette and seaworthy hull ensure smooth navigation, while large windows create a bright, modern atmosphere throughout the interior.

On deck, the Antares 11 Coupé provides a versatile space designed for relaxation and socializing. The aft cockpit features modular seating that can easily adapt from dining to lounging, while wide side decks and a secure freeboard allow for safe movement. A side gate and extended swim platform add practicality for docking and water access.

Inside, the saloon is bathed in natural light, thanks to expansive panoramic windows. A fully equipped galley, spacious dinette, and ergonomic helm station with side door access deliver comfort and functionality. Two private cabins, including a full-beam master with ample storage, along with a separate bathroom and shower, make extended stays on board feel like home.

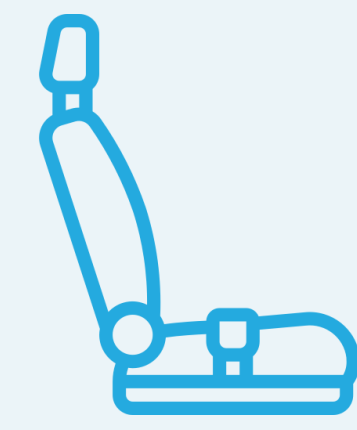
Powered by twin outboard engines, the Antares 11 Coupé combines performance and efficiency with dependable handling. It is the perfect choice for families or couples seeking a modern cruiser that balances adventure, comfort, and style.

FEATURES



VAST U-SHAPED COCKPIT

The cockpit can comfortably seat up to 5 people.



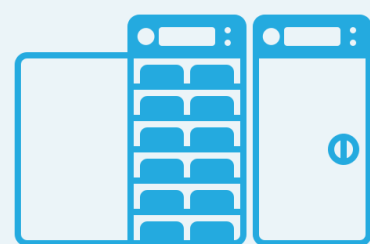
COMFORTABLE SALOON

Modularity is enhanced by a swivelling pilot's seat, and a co-pilot bench-seat that tilts in an instant to face the second bench-seat, or to create a berth.




CABINS

One with the Saloon table converting to double bed | Berths: 4



GALLEY

The galley area is located behind the pilot's seat. | 42 litre refrigerator, with freezer | Gas Stove



A CONNECTED BOAT

Fitted with SeaNapps managing all key systems.



STARBOARD SIDE GATE

Easier docking and access for swimming.



MOTORS

1 x Mercury 200 XL DTS



NAVIGATION

Garmin 9" Multi-Functional Screen | Bow Thrusters



FACILITIES

Shower | Electric Toilet



OPTIONAL EXTRAS

TBA

SPECIFICATIONS



LENGTH
24'6" – 7.48M




BEAM
2.4M




DRAFT
0.8M



AIR
TBA



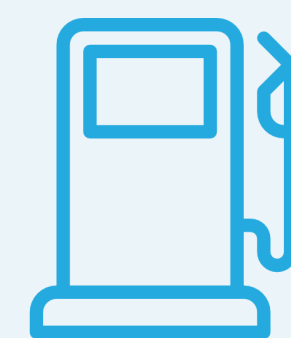
DISPLACEMENT
1,886



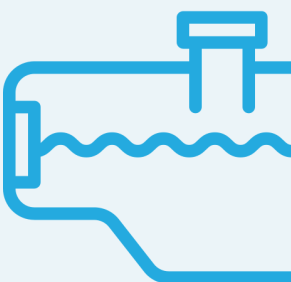
HULL MATERIAL
FIBERGLAS/GRP



DECK MATERIAL
GRP



FUEL TYPE
UNLEADED



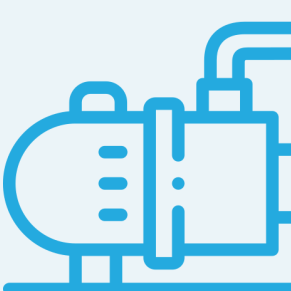
TANK CAPACITY
170 LITRES



WATER CAPACITY
50 LITRES



TOILET HOLDING TANK
64 LITRES



BILGE PUMPS
ELECTRIC & MANUAL



ELECTRICALS
40-AMP BATTERY CHARGER
SHORE POWER



CONTACT



1300 110 489



sales@spiritmarineqld.com



**Gold Coast, Brisbane, Sunshine Coast
The Whitsundays, Cairns/Port Douglas**

**Spirit Marine Queensland Pty Ltd
www.spiritmarineqld.com
ABN: 87 615 530 928**