



THE ANTARES 12 COUPE






THE ANTARES 12 COUPE

The Antares 12 Coupé represents a new era for Beneteau's iconic line, offering premium comfort, innovative design, and impressive performance for long-distance cruising. At over 40 feet, it is the largest model in the Antares range, showcasing bold styling with expansive windows and a powerful hull built for safe and confident navigation. Its contemporary design and refined details make it a standout choice for those seeking both luxury and practicality on the water.

On deck, the Antares 12 Coupé offers multiple areas designed for relaxation and enjoyment. The aft cockpit features modular seating with a dining space that easily transforms into a sun lounge, while the foredeck provides a spacious sunbathing area for unwinding at anchor. Safe, wide walkways and a large swim platform enhance accessibility, ensuring easy circulation and water access. Every element is crafted with versatility and onboard comfort in mind.

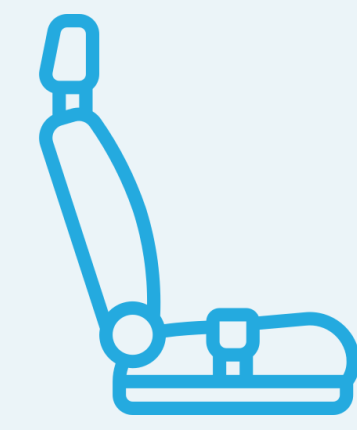
The interior is equally impressive, with a bright and modern saloon that benefits from panoramic windows and an opening roof section. A fully equipped galley, generous dinette, and ergonomic helm station with side door access ensure convenience and ease during extended trips. Below, three private cabins, including a luxurious full-beam owner's suite, provide exceptional comfort, while two bathrooms with showers make extended cruising practical and inviting.

FEATURES



VAST U-SHAPED COCKPIT

The cockpit can comfortably seat up to 5 people.



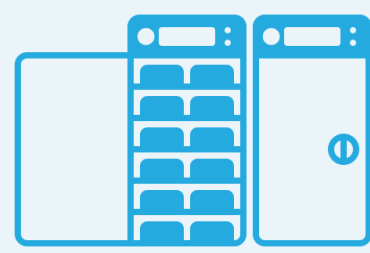
COMFORTABLE SALOON

Modularity is enhanced by a swivelling pilot's seat, and a co-pilot bench-seat that tilts in an instant to face the second bench-seat, or to create a berth.



CABINS

One with the Saloon table converting to double bed | Berths: 4



GALLEY

The galley area is located behind the pilot's seat. | 42 litre refrigerator, with freezer | Gas Stove



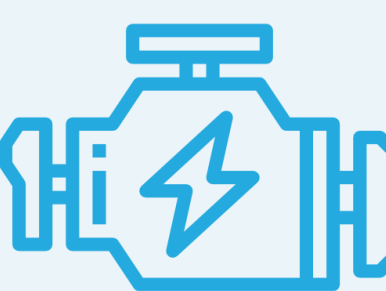
A CONNECTED BOAT

Fitted with SeaNapps managing all key systems.



STARBOARD SIDE GATE

Easier docking and access for swimming.



MOTORS

1 x Mercury 200 XL DTS



NAVIGATION

Garmin 9" Multi-Functional Screen | Bow Thrusters



FACILITIES

Shower | Electric Toilet



OPTIONAL EXTRAS

TBA

SPECIFICATIONS



LENGTH
24'6" – 7.48M




BEAM
2.4M



DRAFT
0.8M



AIR
TBA



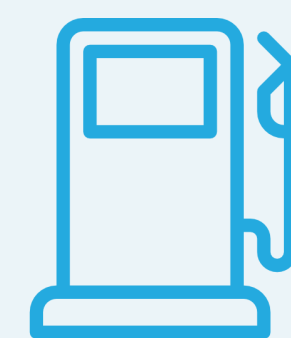
DISPLACEMENT
1,886



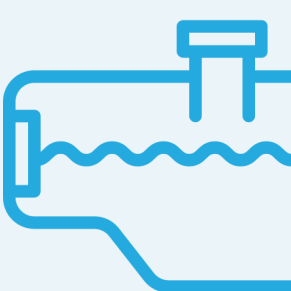
HULL MATERIAL
FIBERGLAS/GRP



DECK MATERIAL
GRP



FUEL TYPE
UNLEADED



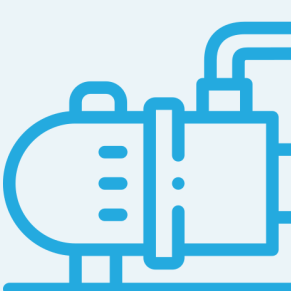
TANK CAPACITY
170 LITRES



WATER CAPACITY
50 LITRES



TOILET HOLDING TANK
64 LITRES



BILGE PUMPS
ELECTRIC & MANUAL



ELECTRICALS
40-AMP BATTERY CHARGER
SHORE POWER



CONTACT



1300 110 489



sales@spiritmarineqld.com



**Gold Coast, Brisbane, Sunshine Coast
The Whitsundays, Cairns/Port Douglas**

**Spirit Marine Queensland Pty Ltd
www.spiritmarineqld.com
ABN: 87 615 530 928**