



# THE ANTARES 12 FLYBRIDGE






# THE ANTARES 12 FLYBRIDGE

The Antares 12 Flybridge is the pinnacle of Beneteau's Antares line, combining spacious luxury with the freedom of open-air cruising. Measuring over 40 feet, it enhances the already impressive Coupé version with an elevated flybridge, offering commanding views, a second helm, and a versatile space for outdoor living. Designed for extended adventures, it blends performance, comfort, and modern elegance in perfect harmony.

The flybridge itself is a highlight, featuring a well-equipped upper helm, comfortable seating, and a sunbathing area that invites relaxation with panoramic sea views. On the main deck, the aft cockpit offers modular seating that can adapt to dining or lounging, while the expansive foredeck provides a welcoming sun lounge. Wide walkways, secure freeboards, and a large swim platform ensure both safety and practicality for all onboard activities.

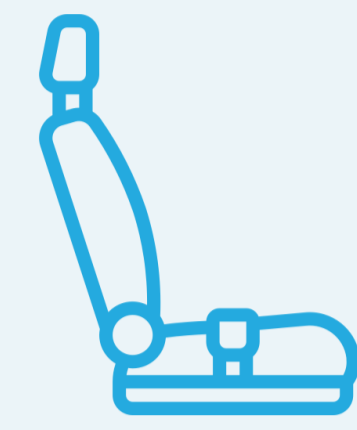
Inside, the Antares 12 Flybridge offers a bright and refined living space, thanks to large panoramic windows and a thoughtfully designed saloon. A modern galley and spacious dinette create a welcoming environment, while the main helm station provides excellent visibility and direct access to the side deck. Below deck, three private cabins, including a full-beam owner's suite, provide premium accommodations, complemented by two bathrooms with separate showers for maximum convenience.

# FEATURES



## VAST U-SHAPED COCKPIT

The cockpit can comfortably seat up to 5 people.



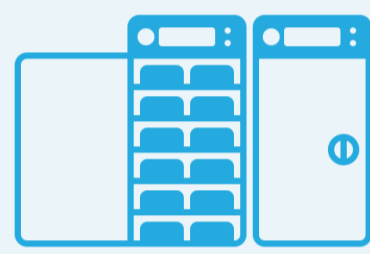
## COMFORTABLE SALOON

Modularity is enhanced by a swivelling pilot's seat, and a co-pilot bench-seat that tilts in an instant to face the second bench-seat, or to create a berth.



## CABINS

One with the Saloon table converting to double bed | Berths: 4



## GALLEY

The galley area is located behind the pilot's seat. | 42 litre refrigerator, with freezer | Gas Stove



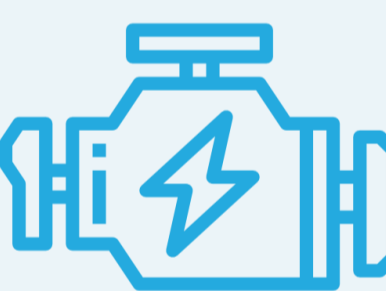
## A CONNECTED BOAT

Fitted with SeaNapps managing all key systems.



## STARBOARD SIDE GATE

Easier docking and access for swimming.



## MOTORS

1 x Mercury 200 XL DTS



## NAVIGATION

Garmin 9" Multi-Functional Screen | Bow Thrusters



## FACILITIES

Shower | Electric Toilet



## OPTIONAL EXTRAS

TBA

# SPECIFICATIONS



LENGTH  
24'6" – 7.48M



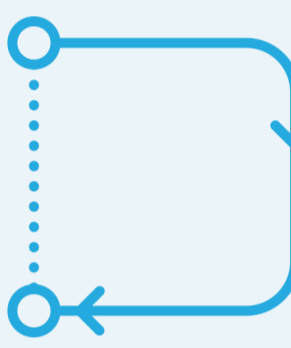
BEAM  
2.4M



DRAFT  
0.8M



AIR  
TBA



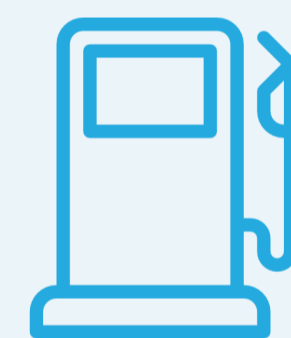
DISPLACEMENT  
1,886



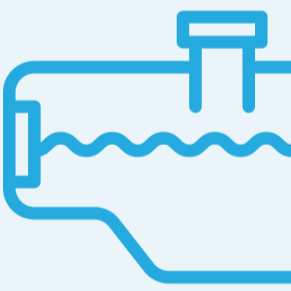
HULL MATERIAL  
FIBERGLAS/GRP



DECK MATERIAL  
GRP



FUEL TYPE  
UNLEADED



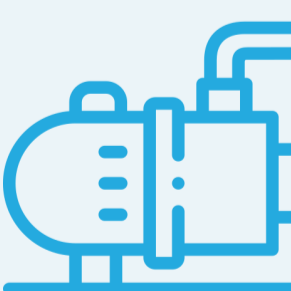
TANK CAPACITY  
170 LITRES



WATER CAPACITY  
50 LITRES



TOILET HOLDING TANK  
64 LITRES



BILGE PUMPS  
ELECTRIC & MANUAL



ELECTRICALS  
40-AMP BATTERY CHARGER  
SHORE POWER



# CONTACT



**1300 110 489**



**[sales@spiritmarineqld.com](mailto:sales@spiritmarineqld.com)**



**Gold Coast, Brisbane, Sunshine Coast  
The Whitsundays, Cairns/Port Douglas**

**Spirit Marine Queensland Pty Ltd**  
**[www.spiritmarineqld.com](http://www.spiritmarineqld.com)**  
**ABN: 87 615 530 928**