



# THE ANTARES 11 COUPE





# THE ANTARES 11 COUPE

The Antares 11 Coupé is the flagship of Beneteau's Antares line, blending contemporary design with impressive functionality for long-distance coastal cruising. At over 36 feet, it offers generous proportions and a layout that maximizes comfort, safety, and style. Its sporty silhouette and seaworthy hull ensure smooth navigation, while large windows create a bright, modern atmosphere throughout the interior.

On deck, the Antares 11 Coupé provides a versatile space designed for relaxation and socializing. The aft cockpit features modular seating that can easily adapt from dining to lounging, while wide side decks and a secure freeboard allow for safe movement. A side gate and extended swim platform add practicality for docking and water access.

Inside, the saloon is bathed in natural light, thanks to expansive panoramic windows. A fully equipped galley, spacious dinette, and ergonomic helm station with side door access deliver comfort and functionality. Two private cabins, including a full-beam master with ample storage, along with a separate bathroom and shower, make extended stays on board feel like home.

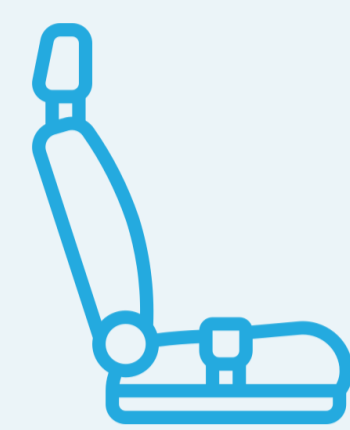
Powered by twin outboard engines, the Antares 11 Coupé combines performance and efficiency with dependable handling. It is the perfect choice for families or couples seeking a modern cruiser that balances adventure, comfort, and style.

# FEATURES



## VAST U-SHAPED COCKPIT

Can accommodate 7 people easily



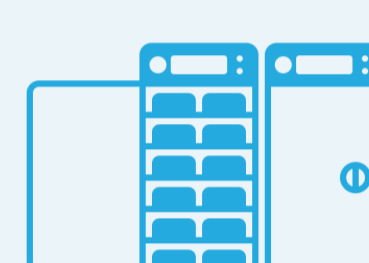
## COMFORTABLE SALOON

Modularity is enhanced by a swivelling pilot's seat, and a co-pilot bench-seat that tilts in an instant to face the second bench-seat, or to create a berth.



## CABINS

Master stateroom with ensuite  
Aft cabin - full beam with 3 berths



## GALLEY

The galley area is located behind the pilot's seat.  
42 litre refrigerator, with freezer  
Gas Stove



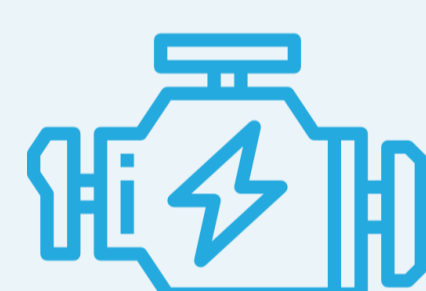
## A CONNECTED BOAT

Fitted with SeaNapps managing all key systems.



## STARBOARD SIDE GATE

Easier docking and access for swimming.



## MOTORS

2 x Mercury 300 HP DTS



## NAVIGATION

Garmin 9" Multi-Functional Screen | Bow Thrusters



## FACILITIES

Shower | Electric Toilet



## OPTIONAL EXTRAS

Available

# SPECIFICATIONS



LENGTH

36' 7" - 11.18M




BEAM

3.4M



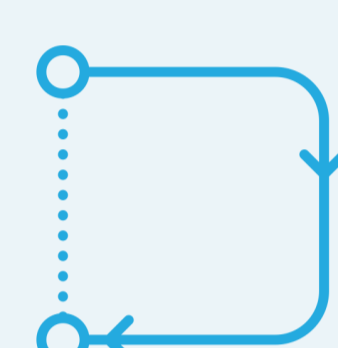
DRAFT

1.1M



AIR

3.28M



DISPLACEMENT

6,103 KG




HULL DESIGN

2-STAGE FLARED BOW WHICH HELPS WITH BUOYANCY AND RIDE COMFORT



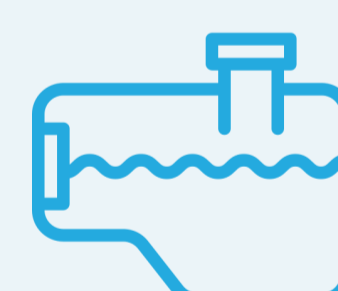
DECK MATERIAL

GRP



FUEL TYPE

UNLEADED



FUEL TANK CAPACITY

2 X 400 LITRES



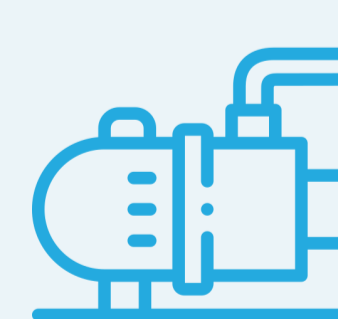
WATER TANK CAPACITY

200 LITRES



TOILET HOLDING TANK

90 LITRES







BILGE PUMPS

2 X ELECTRIC  
1 X MANUAL



ELECTRICALS

FULL 240 V SYSTEM  
WITH BATTERY CHARGER &  
SHORE POWER



# CONTACT



**1300 110 489**



**[sales@spiritmarineqld.com](mailto:sales@spiritmarineqld.com)**



**Gold Coast, Brisbane, Sunshine Coast  
The Whitsundays, Cairns/Port Douglas**

**Spirit Marine Queensland Pty Ltd**

**[www.spiritmarineqld.com](http://www.spiritmarineqld.com)**

**ABN: 87 615 530 928**