



# THE ANTARES 12 COUPE





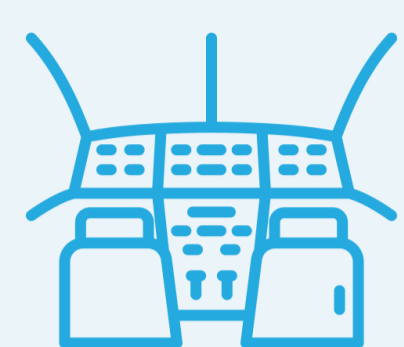
# THE ANTARES 12 COUPE

The Antares 12 Coupé represents a new era for Beneteau's iconic line, offering premium comfort, innovative design, and impressive performance for long-distance cruising. At over 40 feet, it is the largest model in the Antares range, showcasing bold styling with expansive windows and a powerful hull built for safe and confident navigation. Its contemporary design and refined details make it a standout choice for those seeking both luxury and practicality on the water.

On deck, the Antares 12 Coupé offers multiple areas designed for relaxation and enjoyment. The aft cockpit features modular seating with a dining space that easily transforms into a sun lounge, while the foredeck provides a spacious sunbathing area for unwinding at anchor. Safe, wide walkways and a large swim platform enhance accessibility, ensuring easy circulation and water access. Every element is crafted with versatility and onboard comfort in mind.

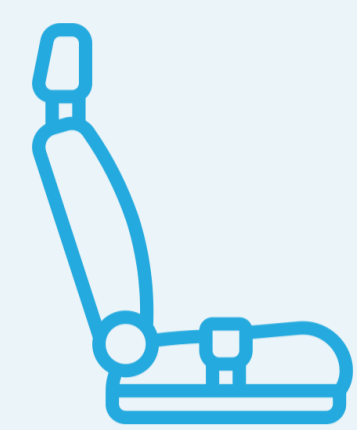
The interior is equally impressive, with a bright and modern saloon that benefits from panoramic windows and an opening roof section. A fully equipped galley, generous dinette, and ergonomic helm station with side door access ensure convenience and ease during extended trips. Below, three private cabins, including a luxurious full-beam owner's suite, provide exceptional comfort, while two bathrooms with showers make extended cruising practical and inviting.

# FEATURES



## VAST U-SHAPED COCKPIT

Can accommodate 8 people easily



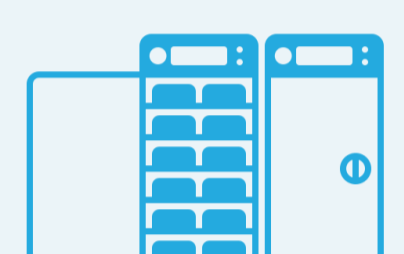
## COMFORTABLE SALOON

Modularity is enhanced by a swivelling pilot's seat, and a co-pilot bench-seat that tilts in an instant to face the second bench-seat, or to create a berth.



## CABINS

Owner cabin with ensuite | VIP Guest cabin with ensuite  
Modular 3rd cabin



## GALLEY

The galley area is located behind the pilot's seat.  
42 litre refrigerator, with freezer  
Gas Stove



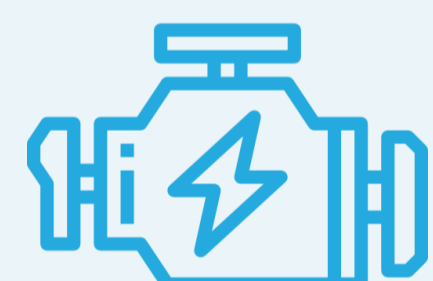
## A CONNECTED BOAT

Fitted with SeaNapps managing all key systems.



## STARBOARD SIDE GATE

Easier docking and access for swimming.



## MOTORS

2 x Mercury 400 HP or 3 x Mercury 300HP DTS



## NAVIGATION

Garmin 9" Multi-Functional Screen | Bow Thrusters



## FACILITIES

Shower | Electric Toilet



## OPTIONAL EXTRAS

Available

# SPECIFICATIONS



## LENGTH

42' 7" - 12.97M




## BEAM

3.78M



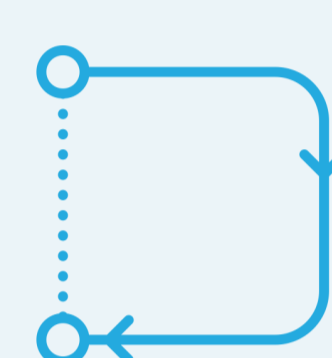
## DRAFT

1.1M



## AIR

4.4M



## DISPLACEMENT

8,907 - 9,029KG



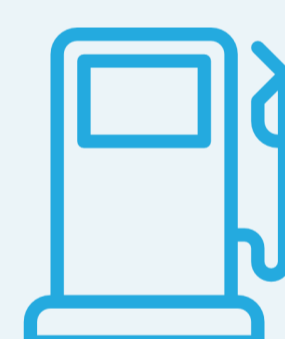
## HULL DESIGN

V HULL FOR A SMOOTHER RIDE



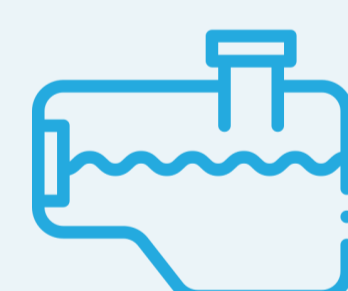
## DECK MATERIAL

GRP



## FUEL TYPE

UNLEADED



## FUEL TANK CAPACITY

2 X 587 LITRES



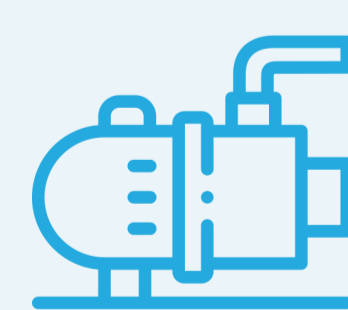
## WATER TANK CAPACITY

400 LITRES



## TOILET HOLDING TANK

200 LITRES





## BILGE PUMPS

2 X ELECTRIC  
1 X MANUAL



## ELECTRICALS

FULL 240 V SYSTEM  
WITH BATTERY CHARGER &  
SHORE POWER



# CONTACT



**1300 110 489**



**[sales@spiritmarineqld.com](mailto:sales@spiritmarineqld.com)**



**Gold Coast, Brisbane, Sunshine Coast  
The Whitsundays, Cairns/Port Douglas**

**Spirit Marine Queensland Pty Ltd**

**[www.spiritmarineqld.com](http://www.spiritmarineqld.com)**

**ABN: 87 615 530 928**