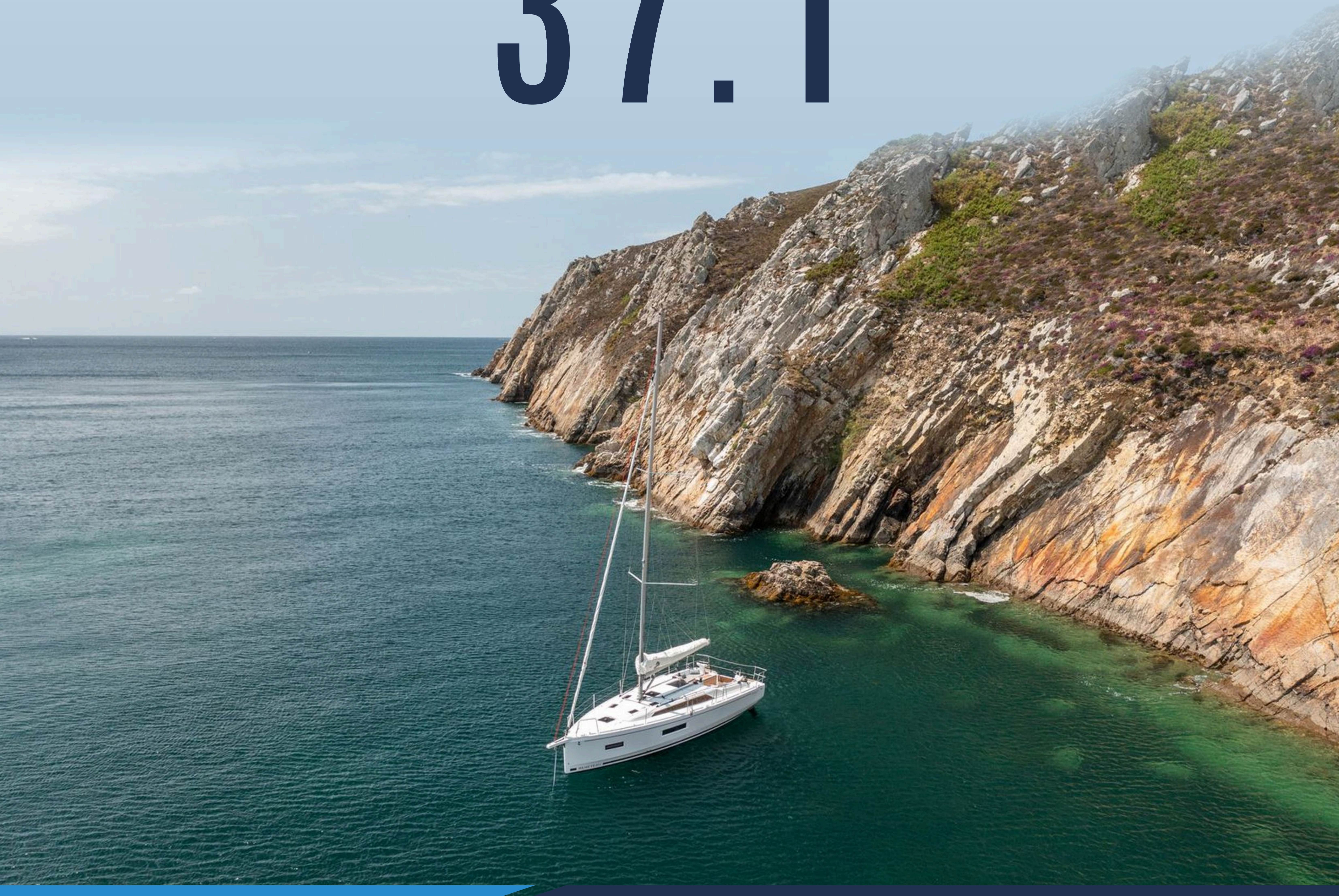




THE OCEANIS 37.1





THE OCEANIS 37.1

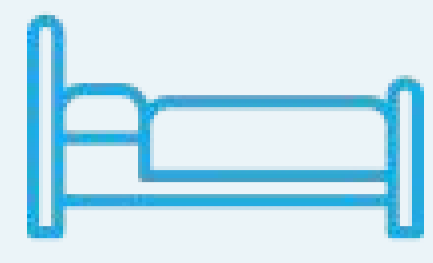
Step aboard the Beneteau Oceanis 37.1, and you're immediately drawn into a world where sailing becomes effortless, intuitive, and profoundly connected to the sea. Designed for those who value comfort without compromising performance, the Oceanis 37.1 offers a uniquely modern cruising experience—whether you're chasing sunsets along the coast or slipping away for a long weekend at anchor.

The cockpit is spacious and inviting, made for shared laughter over sundowners, with wide walkways and twin helms that make handling easy, even when sailing solo. Inside, natural light floods every corner. The saloon is unexpectedly generous for a boat of this size—crafted with warm wood finishes, clean lines, and thoughtful touches that make you feel instantly at home.

Every detail has been shaped around you—the sailor, the adventurer, the dreamer. The self-tacking jib and smart deck layout mean you can enjoy the thrill of sailing without stress, while below deck, you'll find the peace and quiet of your own floating sanctuary.

From quiet morning coffees in a secluded bay to spirited sails in a fresh breeze, the Oceanis 37.1 is more than a boat. It's a lifestyle—effortless, elegant, and completely in tune with the rhythms of the sea.

FEATURES



ACCOMMODATION

Std: 2 CABINS
Opt: 3 CABINS



BATHROOMS

Std: 1
Opt: 2 SEPARATE SHOWER SPACE IN HEAD (2 CABIN VERSION ONLY)



LIVING

SALOON: U SHAPE LOUNGE WITH TABLE
GALLEY: LONG SHAPE
Opt: AIRCONDITIONING



AMBIENCE

Std: WALNUT ALPI JOINERY
Opt: SAND OAK ALPI JOINERY




SAILPLAN

Std: CLASSIC MAST + SELF TACKING JIB
NO BACKSTAY
Opt: IN MAST FURLING MAINSAIL
GENOA
ASSYMMETRICAL SPINNAKER / CODE 0
PERFORMANCE PACK



NAVIGATION

Std: TWIN WHEEL STEER
Opt: RAYMARINE COASTAL PACK
RAYMARINE OFFSHORE PACK WITH AXIOM MFD



COCKPIT


Std: TWIN WHEEL STEERING
Opt: SOFT BIMINI
LONG COCKPIT BENCHES
CENTRAL TABLE WITH FOLDING LEAVES
STARBOARD STEERING CONSOLE POD (OFFSHORE PACK)




ENGINE

Std: YANMAR 40HP SHAFT DRIVE
Opt: TUNNEL BOWTHRUSTER

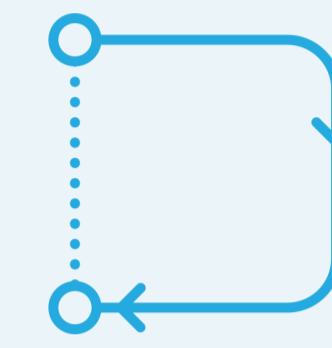
SPECIFICATIONS




LENGTH OVERALL
39'2" / 11.93M



BEAM OVERALL
12'10" / 3.92M



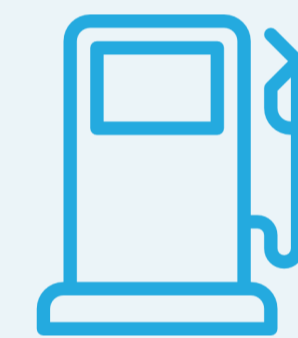
LIGHT DISPLACEMENT
6,864KG



AIR DRAUGHT MAX
54"6" / 16.60M



KEEL
STD: FIXED DEEP DRAUGHT 6'11" / 2.10M
OPT: FIXED SHALLOW DRAUGHT 5'4" / 1.63M



FUEL CAPACITY
130L



WATER CAPACITY
355L



CE CERTIFICATION
CE CERTIFICATION



CONTACT



1300 110 489



sales@spiritmarineqld.com



**Gold Coast, Brisbane, Sunshine Coast
The Whitsundays, Cairns/Port Douglas**

Spirit Marine Queensland Pty Ltd

www.spiritmarineqld.com

ABN: 87 615 530 928