

THE FIRST 24





THE FIRST 24

The Beneteau First 24 is a modern performance cruiser that redefines the balance between exhilarating sailing and effortless adventure. Designed with sleek lines, a light and responsive hull, and a spacious open cockpit, this 24-foot sport cruiser is built for sailors who crave speed, fun, and freedom on the water.

Whether racing with friends, weekendng along the coast, or simply enjoying an afternoon sail, the First 24 delivers versatility without compromise. Its carefully engineered lightweight design offers thrilling performance in all conditions, while the well-thought-out interior provides smart, minimalist comfort for overnight stays.

Key Highlights:

Performance-Driven Design – Lightweight hull, deep keel, and balanced rig for fast, responsive sailing.

Easy Handling – Simple deck layout and modern sail plan for sailors of all levels.

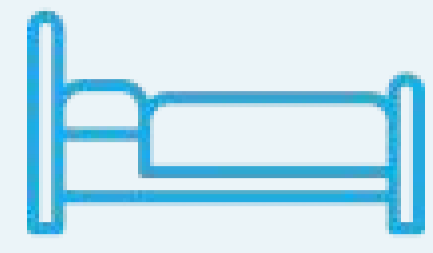
Adventure Ready – Trailerable for easy transport, opening the door to new cruising grounds.

Comfort in Compact Form – Bright, functional interior with sleeping space for up to four.

The Beneteau First 24 is more than a boat — it's your ticket to adventure, racing excitement, and unforgettable weekends on the water.

FEATURES

ACCOMMODATION



Std: DOUBLE V-BERTH
CENTRAL SALOON WITH LONG BERTHS
FOLDABLE TABLE
Opt: INTERIOR COMFORT PACK
PORTA POTTI

SAIL PLAN



Std: ALUMINIUM MAST WITH SPREADERS
FURLING JIB
RETRACTABLE ALUMINIUM BOWSPRIT
Sails: NORTH SAILS DACRON MAINSAIL
NORTH SAILS DACRON FURLING JIB
Opt: NORTH SAILS PERFORMANCE NLXi LAMINATE
MAINSAIL
NORTH SAILS PERFORMANCE NLXi LAMINATE FURLING
JIB
NORTH SAILS NORLON GENNAKER

SAIL AREA




Mainsail: 168' ft² / 15.6 m²
Jib: 97' ft² / 9.0 m²
Spinnaker: 369' ft² / 34.30 m²

NAVIGATION



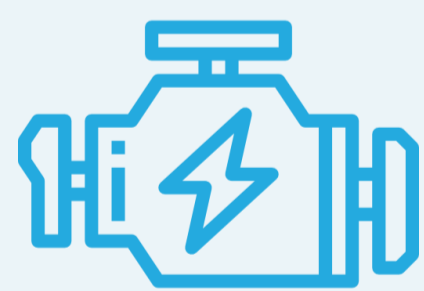
Std: TILLER STEER
TWIN RUDDERS
Opt: GARMIN INSTRUMENT PACK
RAYMARINE AUTOPILOT PACK

COCKPIT




Std: TILLER STEERING
TWIN RUDDERS
CAST IRON SWING KEEL
MOUNTING FOR THE FOLDABLE TABLE
BATHING LADDER
Opt: REMOVABLE ENGINE BRACKET
MOORING PACK
240v CHARGING PACK
12v ELECTRICS PACK
A-FRAME MAST CRANE

ENGINE




Opt: UP TO 6HP OUTBOARD

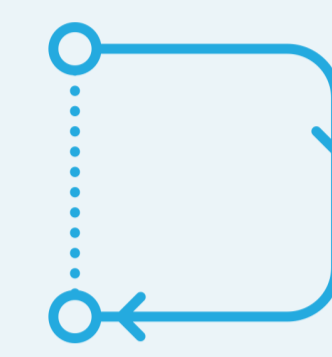
SPECIFICATIONS



LENGTH OVERALL
23'11" / 7.29M



BEAM OVERALL
8' 2" / 2.50M



LIGHT DISPLACEMENT
1100KG

KEEL



STD: LIFTED DRAUGHT 0'10" /
0.25M
LOWERED DRAUGHT 6'7" / 2.00M
OPT: SHALLOW KEEL LIFTED
DRAUGHT 1'1." / 0.55M
SHALLOW KEEL LOWERED
DRAUGHT 3'9" / 1.15M



AIR DRAUGHT MAX
36' 4" / 11.06M



HEIGHT ON TRAILER
11' 2" / 3.40M



CONTACT



1300 110 489



sales@spiritmarineqld.com



**Gold Coast, Brisbane, Sunshine Coast
The Whitsundays, Cairns/Port Douglas**

Spirit Marine Queensland Pty Ltd

www.spiritmarineqld.com

ABN: 87 615 530 928