



THE FIRST 36





THE FIRST 36

The Beneteau First 36 is where racing performance and cruising comfort truly converge. Designed by a world-class team of naval architects and engineers, this 36-footer is the first yacht of its size to deliver genuine planing performance without sacrificing comfort below deck.

Built light, strong, and fast, the First 36 offers exhilarating speed and handling, whether short-handed, in a club race, or on a coastal passage. Its wide cockpit and efficient deck plan make sailing intuitive and fun, while the spacious, intelligently designed interior transforms every trip into a comfortable escape. Three cabins, a generous saloon, and a functional galley mean the First 36 is as ready for a family cruise as it is for pushing limits on the racecourse.

Key Highlights:

True Planing Hull – Lightweight, modern design for unmatched performance and thrill under sail.

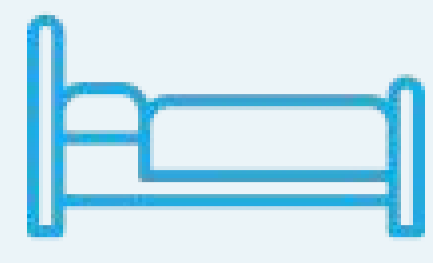
Effortless Handling – Optimized cockpit layout for short-handed or fully crewed sailing.

Spacious Comfort – Three cabins, open saloon, and full galley for extended cruising.

Dual Identity – A high-performance racer and a capable, comfortable cruiser in one.

The Beneteau First 36 isn't just a sailboat — it's a new way of experiencing sailing. Fast, fun, and versatile, it redefines what's possible in a performance cruiser.

FEATURES



ACCOMMODATION

Std: 3 x DOUBLE CABINS | SALOON | GALLEY | HEAD | UP TO 1.88m HEADROOM



BATHROOMS

Std: SEPARATE ENCLOSED HEAD
MANUAL MARINE TOILET
HOLDING TANK (50L)
Opt: 240v / HEAT EXCHANGER HOT WATER



LIVING

SALOON: PORT & STARBOARD LOUNGE WITH CENTRAL TABLE | GALLEY: L SHAPE WITH OPTIONAL BENCH EXTENSION | Opt: FRIDGE | LEE CLOTHS SET



AMBIENCE

GELCOAT WHITE INTERIOR WITH ALPI TEAK TIMBER HILIGHTS | LIGHT GREY CUSHIONS
Opt: BLINDS AND ROLLER SHADES



SAIL PLAN

Std: ALUMINIUM CLASSIC MAST | HARKEN SELF TAILING PERFORMA WINCHES | ADJUSTABLE BACK STAY | TRAVELLER SYSTEM | Opt: CARBON MAST
INTEGRATED BOWSPRIT WITH ANCHOR ROLLER AND WINDLASS | HYDRAULIC BACKSTAY
NORTH SAILS TRI-RADIAL LAMINATE MAINSAIL & FURLING JIB | NORTH SAILS MASTHEAD GENNAKER
NORTH SAILS MASTHEAD GENNAKER SNUFFER
NORTH SAILS FRACTIONAL G-ZERO FURLING GENNAKER




SAIL AREA

Mainsail: 398 ft² / 37 m²
Jib: 377 ft² / 35 m²
Spinnaker: MASTHEAD - 1367 ft² / 127 m²
FRACTIONAL - 780 ft² / 72 m²



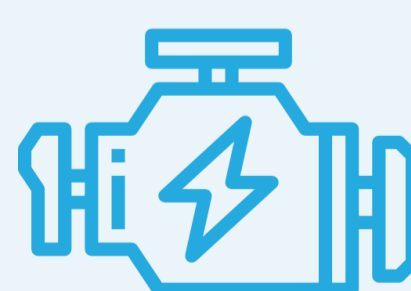
NAVIGATION

Opt: GARMIN COASTAL INSTRUMENT PACK
GARMIN OFFSHORE INSTRUMENT PACK INC AUTOPILOT
GARMIN AIS
FUSION AUDIO PACK



COCKPIT


Std: TWIN WHEEL STEERING | BATHING PLATFORM
Opt: BLACK EXTERIOR STYLING
REMOVABLE TABLE WITH FOLDING LEAVES
COCKPIT BENCH EXTENSION SET
COCKPIT SHOWER
SPRAYHOOD




ENGINE

Std: YANMAR 29HP SAIL DRIVE
2 BLADE FLEXOFOLD PROPELLOR
Opt: KREUTLER ELECTRIC ENGINE
GORI 2 BLADE RACING PROPELLOR
3 BLADE FLEXOFOLD PROPELLOR

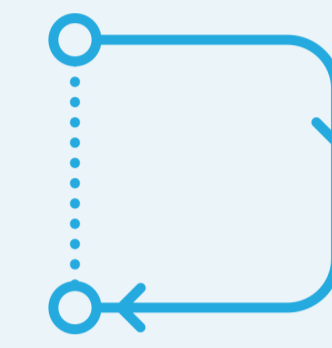
SPECIFICATIONS




LENGTH OVERALL
36'0" / 10.97M



BEAM OVERALL
12'6" / 3.80M



LIGHT DISPLACEMENT
4,800KG

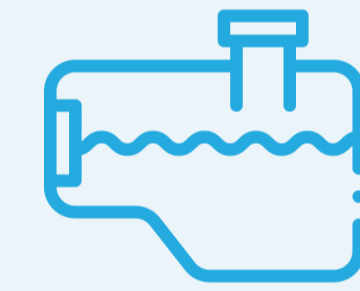


AIR DRAUGHT MAX
48'3" / 14.7M



KEEL

STD: FIXED DEEP DRAUGHT 7'5" / 2.25M
OPT: FIXED SHALLOW DRAUGHT 6'5" / 1.95M



FUEL CAPACITY
70L



WATER CAPACITY
200L



CE CERTIFICATION
A6 / B8 / C10



CONTACT



1300 110 489



sales@spiritmarineqld.com



**Gold Coast, Brisbane, Sunshine Coast
The Whitsundays, Cairns/Port Douglas**

Spirit Marine Queensland Pty Ltd

www.spiritmarineqld.com

ABN: 87 615 530 928